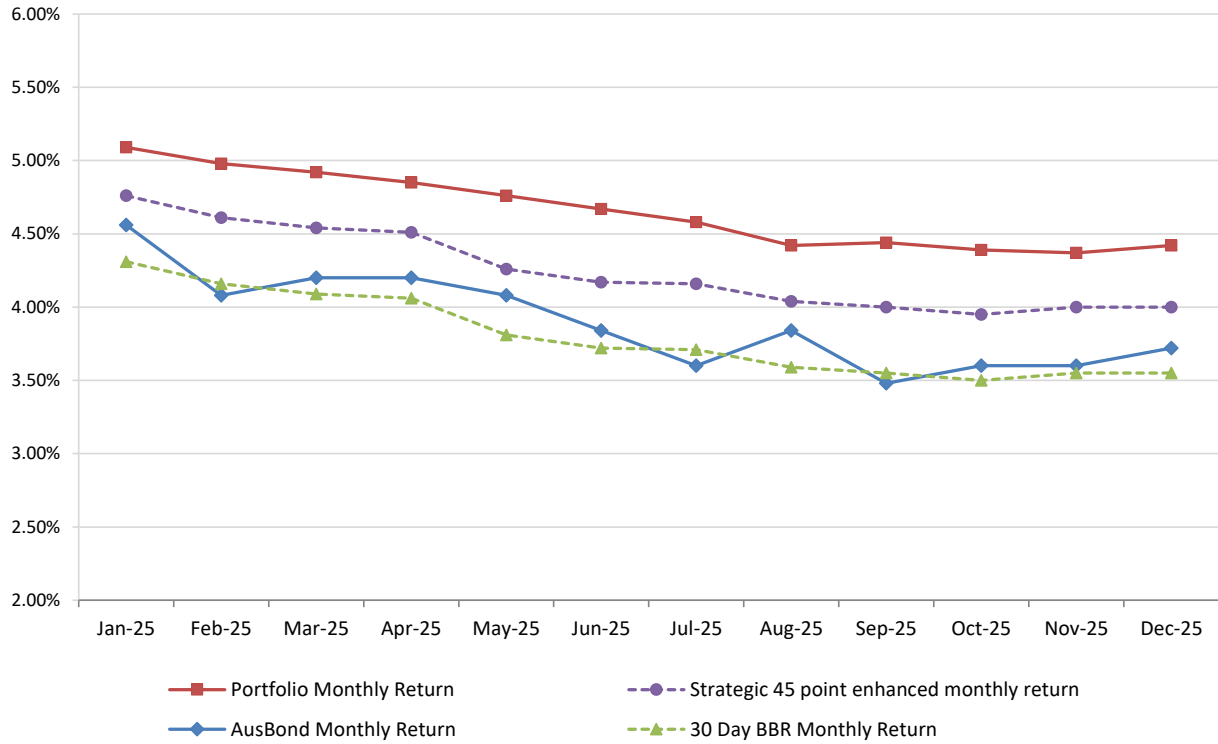


# **Attachment B**

**Investment Performance  
as at 31 December 2025**

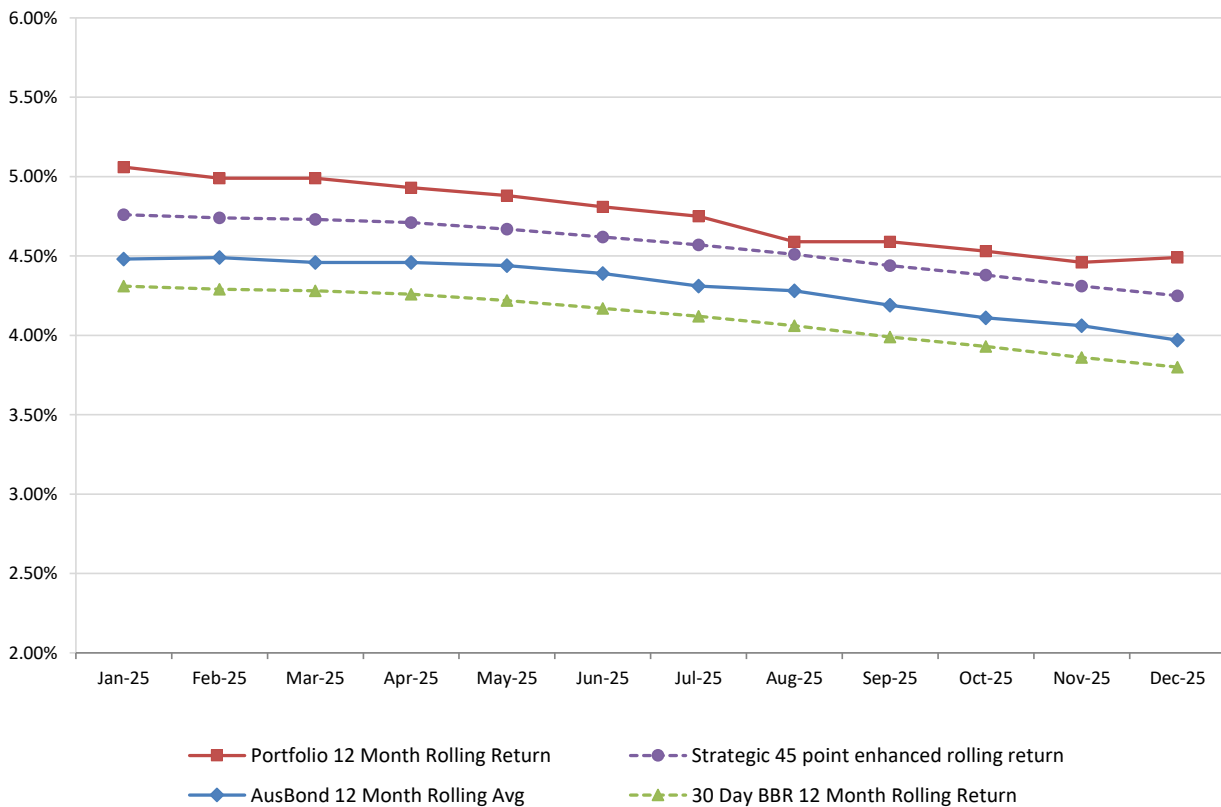
### Monthly Results

Actual Portfolio vs Strategic Enhanced Benchmark vs AusBond Benchmark vs 30 Day BBR Benchmark  
December 2025

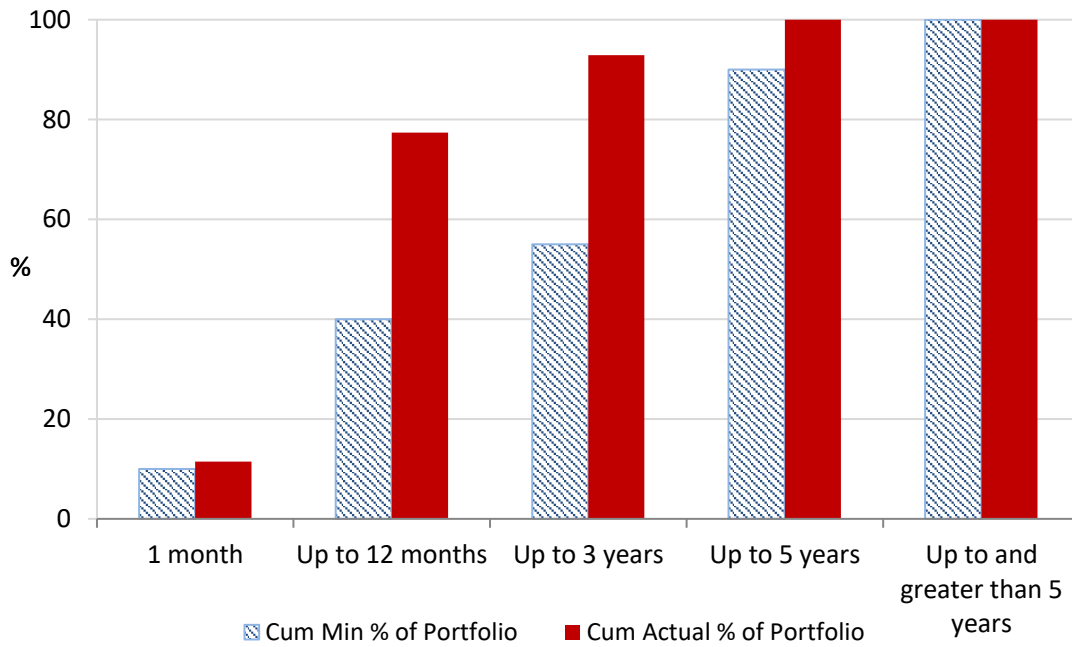


### 12 Month Rolling Averages

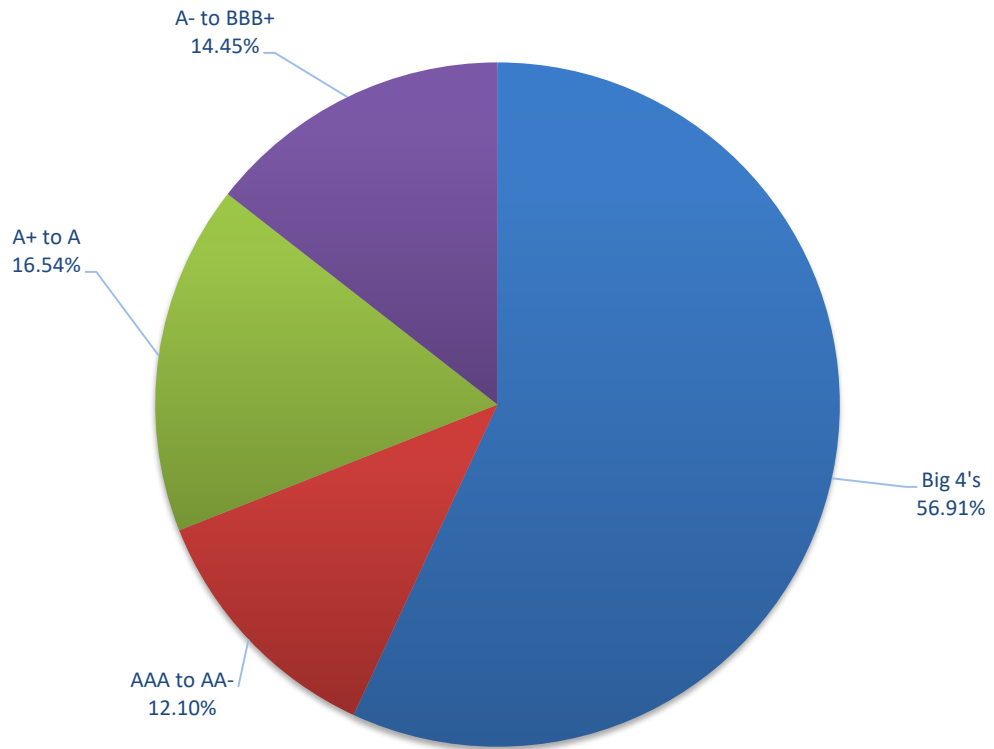
Actual Portfolio vs Strategic Enhanced Benchmark vs AusBond Benchmark vs 30 Day BBR Benchmark  
December 2025



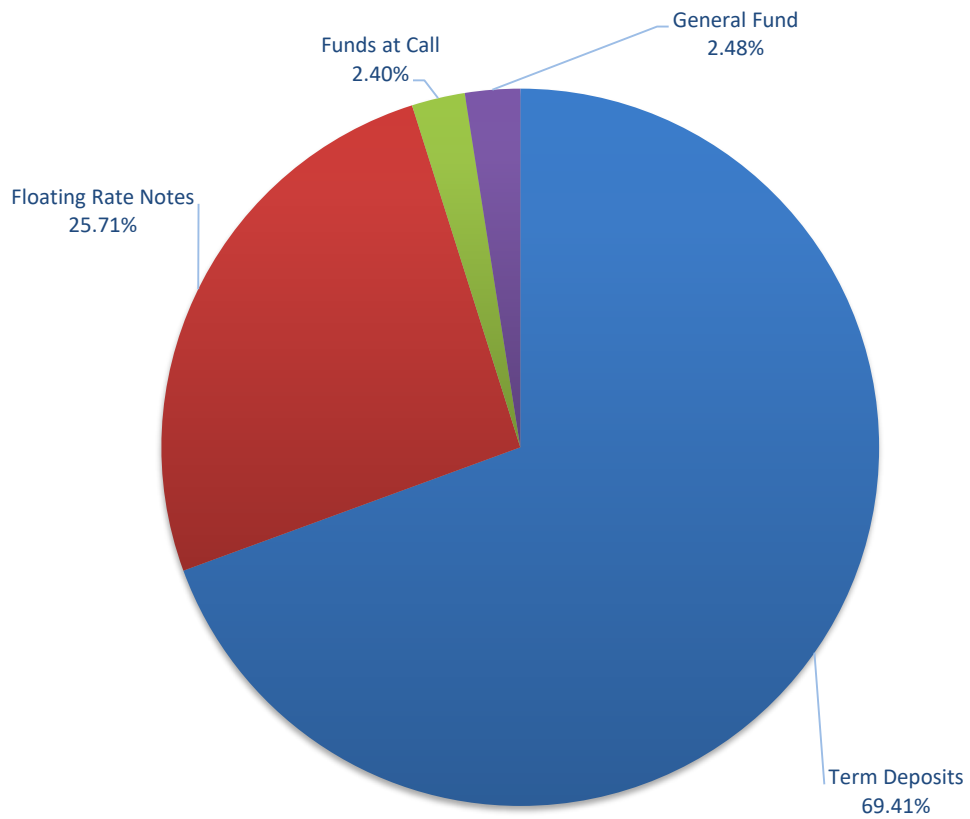
### Portfolio Liquidity - Minimum Allocations as at 31 December 2025



### Risk Profile as at 31 December 2025



### Risk Profile as at 31 December 2025



INVESTMENT AND CASH DISTRIBUTION BY FINANCIAL INSTITUTION				
as at 31 December 2025				
Institution Category	Financial Institution	Amount \$M	Financial Inst. %	Institution Cat. %
Australian Big 4 Bank's	ANZ Bank	23.0	3.4	
	Commonwealth Bank	29.7	4.3	
	National Australia Bank	119.0	17.4	
	Westpac Banking Corporation	217.9	31.8	
<b>Big 4 Total</b>		<b>389.5</b>		<b>56.9</b>
Other Australian ADIs and Australian subsidiaries of foreign institutions	Bank Australia Limited	8.5	1.2	
	Bank of Queensland	47.0	6.9	
	Bendigo & Adelaide Bank	13.0	1.9	
	Great Southern Bank (formerly Credit Union Australia)	19.1	2.8	
	ING Bank	84.2	12.3	
	Suncorp Bank	82.8	12.1	
	Macquarie Bank Ltd	4.0	0.6	
	Rabobank Australia	25.0	3.7	
Newcastle Greater Mutual Group Ltd	11.3	1.6		
<b>Other ADI Total</b>		<b>294.9</b>		<b>43.1</b>
<b>Grand Total</b>		<b>684.3</b>	<b>100.0</b>	<b>100.0</b>

**Note:**

*Suncorp Bank was acquired by the ANZ Group and is now a subsidiary, but it operates alongside the parent company .*

*However, the "Big 4" banking group remains unchanged with Commonwealth Bank, Westpac, NAB, and ANZ. Suncorp Bank is excluded for the purposes of this "Big 4" attribution, in line with industry practice.*

*However, Suncorp's credit rating was upgraded to AA- to align with ANZ's rating after ANZ acquired Suncorp Bank.*