

Attachment A

Draft Operational Plan 2019/20



Sydney2030/Green/Global/Connected

CITY OF SYDNEY  

Operational Plan (draft) 2019/20

city of villages



Contents

1. Introduction	2
Achieving a Green, Global, Connected City	2
Sustainable Sydney 2030	2
Resilient Sydney	2
2. About Sydney	3
3. About the City	4
Legislative Requirements	4
The Integrated Planning and Reporting Framework	4
Making it Happen	6
Corporate Governance	7
4. Strategic Directions & Principal Activities	10
Strategic Directions & Sustainable Sydney 2030	10
A globally competitive and innovative city	12
A leading environmental performer	16
Integrated transport for a connected city	23
A city for walking and cycling	26
A lively and engaging city centre	29
Resilient and inclusive local communities.	31
A cultural and creative city	36
Housing for a diverse community	38
Sustainable development, renewal and design	40
Implementation through effective governance and partnerships	43
5. Annual Budget & Financial Statements	48
Office of Local Government Performance Measures - Projections	61
Rating & Revenue Policy Statement	63
Aggregation of land parcels (lots) for the purposes of ordinary rates	66
Debt Recovery and Financial Hardship	66
Stormwater Management Services Charge	68
Domestic Waste Management Annual Availability Charge (DWMAAC)	69
6. Fees & Charges	70

1. Introduction

This Operational Plan details the individual programs and projects we will undertake in 2019/20 to meet the commitments in our 2017-2021 Delivery Program.

Achieving a Green, Global, Connected City

The City of Sydney's 2017-2021 Delivery Program identifies the actions to deliver the long-term goals and outcomes specified under each Strategic Direction in the Sustainable Sydney 2030 plan. From the Delivery Program the Operational Plan is derived annually.

The Operational Plan includes the detailed budget and revenue policy as well as the financial plan for the delivery of the programs and projects.

Sustainable Sydney 2030

During 2007–08 the City undertook the most comprehensive community consultation in its history. We spoke to residents, workers, students, business operators, industry associations, community organisations and visitors about their vision, goals and aspiration for the future of the city.

The result is Sustainable Sydney 2030 – a comprehensive community strategic plan for the development of the city to 2030 and beyond. The plan sets out a series of actions to achieve a green, global and connected city.

Progress towards our Sustainable Sydney 2030 strategic goals is monitored through regular reporting to Council. We conduct half yearly, annual and four yearly

performance reporting, and quarterly and annual financial reporting.

Extensive community consultation is currently underway to develop our new community strategic plan for Sydney through to 2050.

Resilient Sydney

Metropolitan Sydney is one of the most diverse cities in the world with a population of close to five million people from 200 vibrant cultures. Our global city is known for the beauty of its natural environment and outdoor lifestyle, but it is struggling to maintain liveability and equity during a time of growth and change.

Sydneysiders are experiencing a range of chronic stresses such as lack of affordable housing and transport congestion, and need to be prepared for shock events such as heatwaves, storms and cyber-attacks.

To become connected, inclusive and resilient is a challenge every organisation and community in metropolitan Sydney must address to create a place of opportunity and well-being for everyone.

Resilient Sydney – A strategy for city resilience 2018, is the first of its kind for our city, marking a new spirit of collaboration and connection in Sydney.

The strategy is the result of two years of effort including technical studies and a comprehensive engagement process with more than 1,000 people from business, government and communities (residents) across metropolitan Sydney. Every council in the metropolitan area has been engaged.

These inputs are reflected in the strategy and we sincerely thank every individual and organisation who took part in this process.

2. About Sydney

The City of Sydney is the local authority with responsibility for this area (refer map) with multiple other interested stakeholders sharing an interest at various levels. The State Government has an explicit strategic interest. State Agencies also have key planning and development responsibilities.

The City of Sydney (or “the City”)

This refers to the Council as an organisation, responsible for the administration of the city.

The Council

This refers to the elected Councillors of the City of Sydney.

The city

This refers to the geographical area that is administered by the City of Sydney and its physical elements.

The City centre

This encompasses the old Sydney ‘Central Business District’ and includes major civic functions, government offices, and cultural and entertainment assets. It runs between Circular Quay and Central Station, the Domain / Hyde Park and Darling Harbour.

Central District

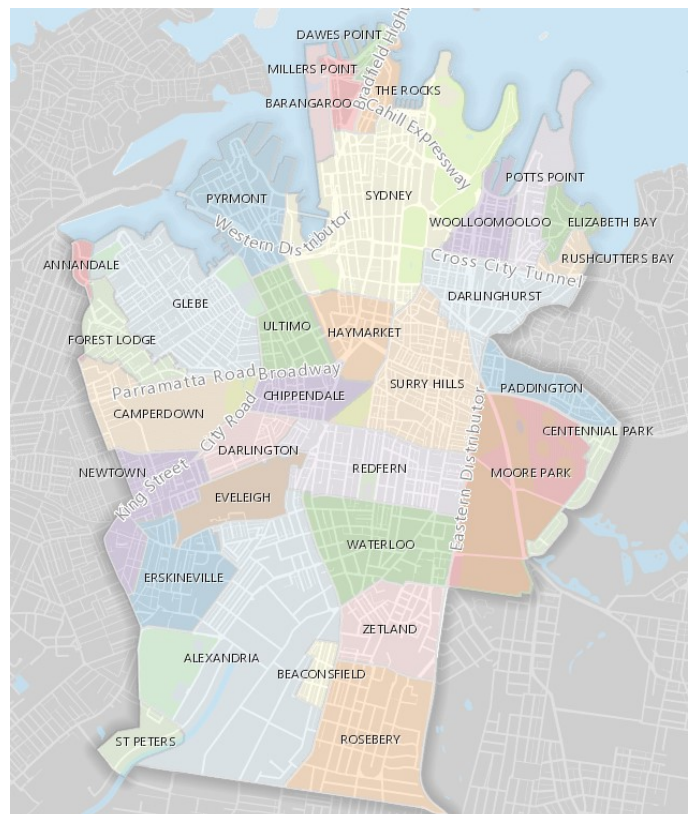
As defined by the Greater Sydney Commission, Central District “is the powerhouse of Greater Sydney and a focal point for jobs, business and financial activity”. The City of Sydney is now within the Central District, which also includes the following local government areas: Bayside; Burwood; Canada Bay; Inner West; Randwick; Strathfield; Waverly, and Woollahra.

Greater Sydney

Metropolitan (Greater) Sydney extends from Wyong and Gosford in the north to the Royal National Park in the south and follows the coastline in between. Towards the west, the region includes the Blue Mountains, Wollondilly and Hawkesbury. Greater Sydney covers 12,368 square kilometres.

City of Sydney Local Government Area

The city of Sydney is made up of 33 suburbs wholly or partly contained within our council boundary.



3. About the City

The suite of Integrated Planning documents represents the City of Sydney's response to the statutory framework for planning and reporting.

Legislative Requirements

The City of Sydney, as a local government organisation is governed by the requirement of the Local Government Act (1993) and Regulation, the City of Sydney Act (1988) and other relevant legislative provisions.

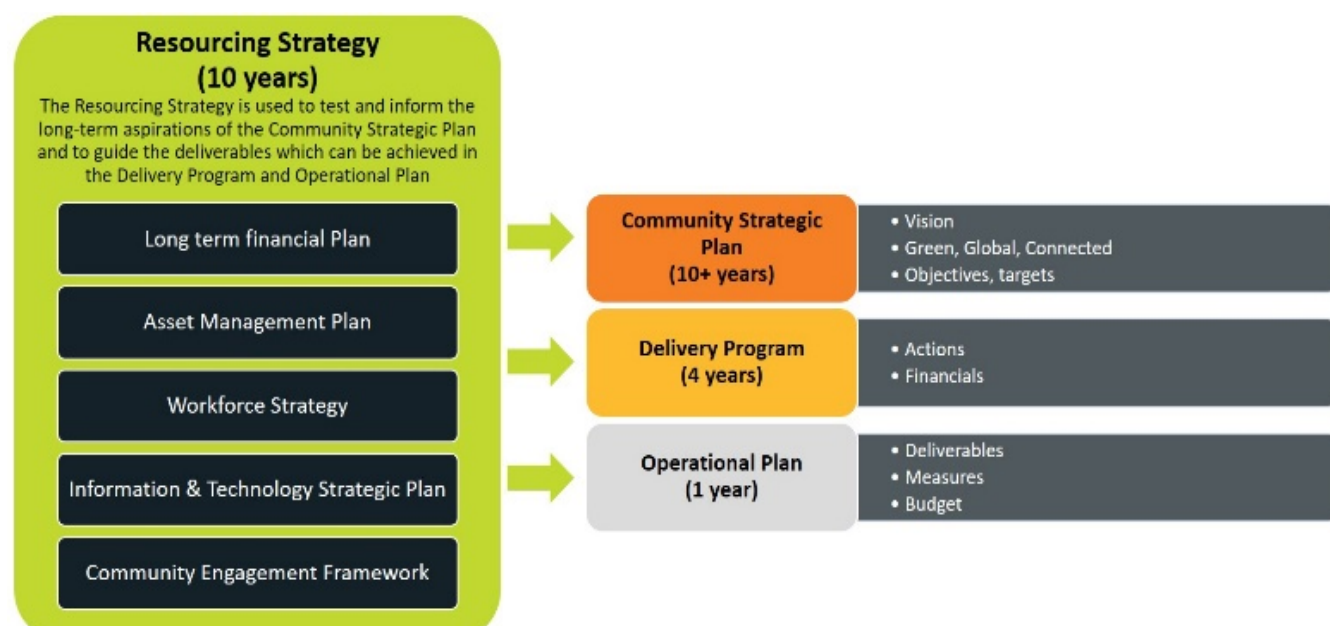
The Local Government Act includes Principals for local government, which identify the matters councils need to consider when carrying out their responsibilities. Integrated planning and reporting is included as one of the Principles.

The suite of Integrated Planning documents, including this Operational Plan, is the City's response to the Integrated Planning and Reporting Framework introduced by the NSW Government in 2009.

The Integrated Planning and Reporting Framework

The diagram below illustrates our Integrated Planning and Reporting Framework suite of documents and how they are interrelated. It is adapted from the NSW Office of Local Government Guidelines, available from www.olg.nsw.gov.au.





Resourcing the Plan

To support the community's objectives expressed in Sustainable Sydney 2030, a long term resourcing strategy is required as part of the Integrated Planning and Reporting Framework. This serves to both inform and test the aspirations expressed in the strategic plan and how Council's share of the required actions might be achieved.

The Resourcing Strategy includes five components:

- Long Term Financial Plan (LTFP)
- People Strategy
- Asset Management Strategy
- Information and Technology Strategic Plan
- Community Engagement Framework

Costs for the principal activities undertaken by the City of Sydney under Sustainable Sydney 2030, including the continued provision of current services at the appropriate levels necessary to meet the objectives of the community strategic plan, are brought together in the LTFP. This provides a 10-year view of the costs and what can be funded by the City of Sydney or may be required from other sources.

The City of Sydney's workforce capacity to meet the objectives of the strategy and the broad challenges and responses to planning our future workforce are outlined in the People Strategy.

Asset management is a critical area of local government responsibilities, governed by legislated standards. The status, needs and resourcing plan for each key asset area in the City's care are shown through the Asset Management Strategy.

The Information and Technology Strategic Plan sets out the medium-term direction for Council and provides a roadmap to improve the quality and use of digital services, unlock the inherent value of information and data, and optimise investment in technology in support of Sustainable Sydney 2030 and other key business strategies.

How the Documents Relate

The diagram above illustrates how the City's Integrated Planning and Reporting documents work together. All of the key plans are prepared and updated periodically and are subject to a review following the election of each new Council.

Monitoring Progress

Monitoring of Sustainable Sydney 2030 requires a multi-layered process. This plan is monitored against broad sustainability indicators for the community and city as a whole.

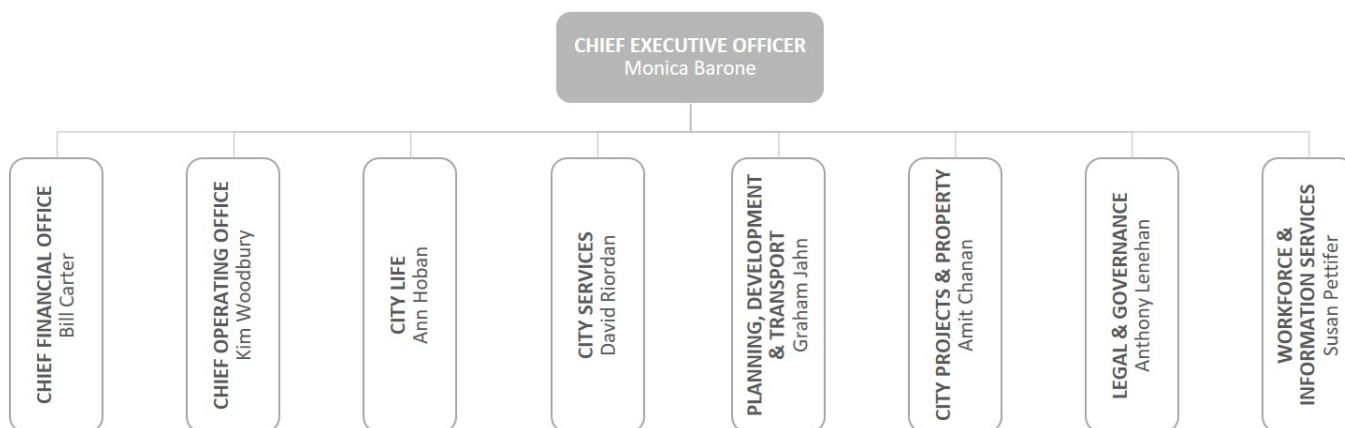
The Delivery Program and Operational Plan are monitored through half-yearly, annual and four-yearly performance reports, and through quarterly and annual financial reports to Council. These reports provide details of our operational performance and our progress towards strategic outcomes identified in the Sustainable Sydney 2030 plan.

Community Indicators

The City has also undertaken a major project to establish a comprehensive set of community well-being indicators that measure progress across social, cultural, environmental, economic and democratic perspectives.

The Community Indicators add an additional dimension to monitoring and reporting on Sustainable Sydney 2030, and to the evidence base for Integrated Planning and Reporting.

Organisational Structure and Senior Executive



Making it Happen

The City of Sydney, as a local government organisation, is governed by the requirements of the Local Government Act (1993) and Regulation, the City of Sydney Act (1988) and other relevant legislative provisions.

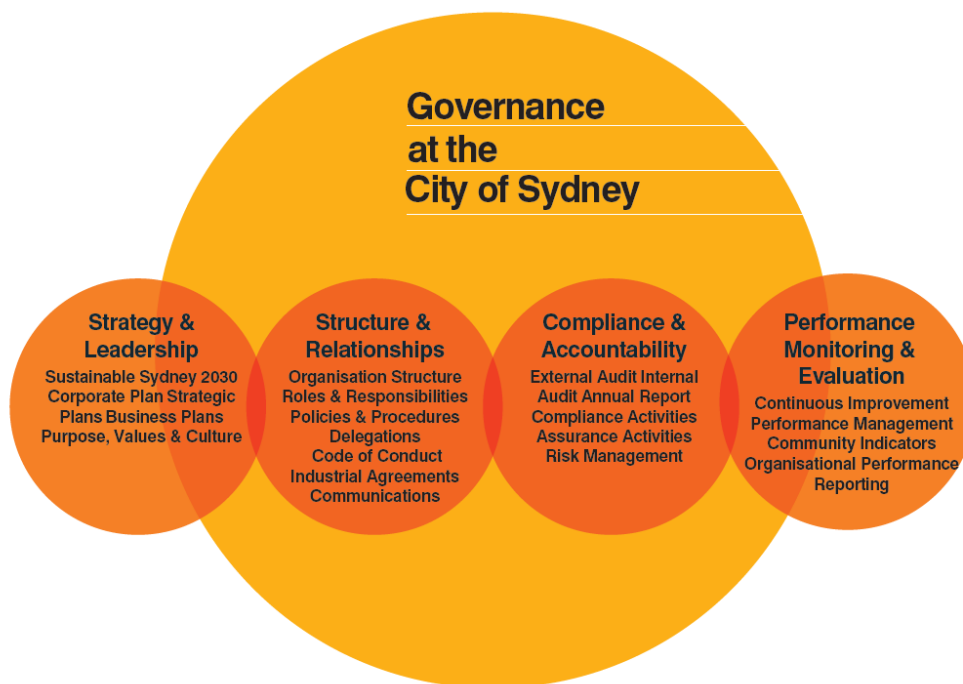
There are services that all councils must provide, and some which councils can choose to make available. Many services are also provided by different state and federal agencies, such as public transport, hospitals and education.



The Local Government Act includes Principles, which identify the matters councils need to consider when carrying out their responsibilities. While following these Principles, in reality councils have a range of roles – as a leader, service provider, regulator, advocate, facilitator and educator. Councils have a responsibility to formulate and pursue their community's vision and ideas, provide civic leadership, deliver key services and express local ideas and concerns about important issues to other levels of Government.

There are new policy approaches that influence or direct Council's responses, and legislation that affects the provision of current services. Council's roles extend beyond the direct provision of services to advocating for an equitable allocation of resources from the State and Federal Governments.

In following the directions of Sustainable Sydney 2030 and striving to achieve its objectives, there are limits to what Council alone can control or even influence. As indicated by the diagram above, however, the City of Sydney, like Sustainable Sydney 2030 itself, is concerned with the full range of issues that affect the wellbeing of the City and its communities.



Corporate Governance

The City of Sydney is governed by the requirements of the Local Government Act (1993) and Regulations, the City of Sydney Act (1988) and other relevant legislative provisions.

Council policy, strategic directions and major corporate decisions are determined by the elected Council, chaired by the Lord Mayor. Day to day operations are largely delegated to the Chief Executive Officer or managed in conjunction with the Lord Mayor, as provided for in Council resolutions and delegations, and in accordance with relevant legislation. Corporate performance is monitored through quarterly financial reports, and six-monthly operational performance reports to Council and the community.

Governance Framework

The governance framework of the organisation is implemented, monitored and reviewed by the Executive. Good governance is at the heart of how the City of Sydney operates. Governance refers to the culture, processes, systems, policies and practices that we use to guide our operations.

Good governance is vitally important - it creates confidence in Council because it ensures that we deliver what we say we will deliver and that we act in an ethically robust way.

Code of Conduct

The City of Sydney adopted the provisions of the Model Code of Conduct issued by the Office of Local Government in June 2008. All staff are required to undertake compulsory refresher training on the Code of Conduct every year.

The importance of ethical behaviour is also stressed to all staff through our employee induction processes. All

staff are met on their first day by staff who explain to them key policies, procedures and expectations of the organisation with regard to staff behaviour. This is followed up by a comprehensive local and corporate induction.

Fraud and Corruption Prevention

The City of Sydney has a Fraud and Corruption Control strategy. Strategies to minimise fraud and corruption are embedded into corporate systems and processes. Complaints of corrupt conduct against Council staff or Councillors can be made in writing to:

Governance Unit, City of Sydney, Sydney NSW 2000

Complaints about staff members will be referred to the Legal and Governance Division for investigation. Complaints about Councillors and the Chief Executive Officer will be referred in accordance with the provisions of the Code of Conduct. Complaints can also be made directly to the Independent Commission Against Corruption who will refer you to the appropriate channels if it is not appropriate for them to investigate the complaint themselves.

Risk Management

The City of Sydney is embedding risk management principles and capabilities across the organisation to ensure effective decision making and to demonstrate good corporate governance within the City. This includes the following risk management structures:

- Risk Management Policy, Program and Frameworks
- Audit Risk and Compliance Committee
- Emergency Management Committee
- Business Continuity Plan
- Internal Audit Charter
- Workplace Health and Safety Management System.

Audit, Risk and Compliance Committee

The Audit Risk and Compliance Committee plays an important role in the City's governance framework. It provides Council with independent oversight and monitoring of the City's audit, compliance and risk processes and its other internal control activities.

The primary objectives of the Committee are to assist the Council in discharging its responsibilities relating to:

- financial reporting practices;
- business ethics, policies and practices;
- accounting policies;
- risk management and internal controls;
- compliance with laws, regulations, standards and best practice guidelines; and
- ensure the integrity of the internal audit function.

The Audit, Risk and Compliance Committee Charter sets out the committee's roles and responsibilities and its oversight of the internal and external audit functions, including any statutory duties. The committee has three independent members, one of whom acts as Chair, as well as two Councillors.

External Audit

The City of Sydney has the NSW Audit Office as their external auditor. The External Auditor provides independent audit opinions on both the general and special purpose financial reports of Council, audits statutory returns relating to a number of Council activities (including the ratings return, domestic waste return, and parking enforcement gain share), reports to the Council and the Minister of the conduct of the audit, issues a management letter detailing any matters that arise during the course of the audit and, provides any supplementary reports where required by the Office of Local Government. The External Auditor also contributes to

Council's Audit, Risk and Compliance Committee meetings.

Internal Audit

Internal audit is an important part of the City of Sydney's risk management processes. The City of Sydney has an internal function in place, using a combination of internal and external expertise and resources.

Accountability and Transparency

The City of Sydney takes seriously its responsibility to be open and accountable to the community. The City responds to requests made in accordance with the Government Information (Public Access) Act (2009) and proactively revises information about decisions. The City of Sydney fully complies with the intent and requirements of all legislation. At the same time we respect people's privacy by not releasing personal details where inappropriate.

Procurement and external contracts

The City of Sydney procurement processes meet the highest standards of probity and integrity. The City's objective in entering into contracts is to obtain goods and services to perform its functions, while using public funds wisely, honestly and in compliance with legislative and public interest requirements. All contracts over \$150,000 undergo a rigorous and open tender process. All other contracts follow best practice and are selected on a value for money basis.

Our Workforce

Attracting and retaining skilled and talented staff with the capability to deliver the City's objectives is critical to implementing Sustainable Sydney 2030. The City of Sydney aims to be an employer of choice for people seeking to make a difference to their communities.

The City aims to strengthen its strategic workforce management in order to address the future workforce challenges of Sustainable Sydney 2030, while also improving the work environment for current staff.

The City's People Strategy strategic priorities aim to optimise the City of Sydney's workforce strengths, address our most critical challenges and support a high-performing, values-driven workplace.

Information and Technology Management

Information and technology are critical enablers of business and service transformation, improved effectiveness and efficiency, collaboration, and inclusive participation.

The City's Information and Technology Strategic Plan recognises that technology is an enabler for business improvement and service delivery. High quality information and data that supports strategic and operational decision making are critical.

The City's Information and Technology Strategic Plan has four key focus areas:

- Digital Service Delivery
- Information and Data
- Enterprise Systems
- Enablers of Change – (Workforce and Governance).

Customer Service

The City of Sydney is committed to providing the highest levels of customer service to the community and building a strong customer focused culture. We have a Customer Service Charter which sets out our commitment to delivering high quality services to the City's diverse range of customers in line with Sustainable Sydney 2030. The Charter identifies the minimum standards of service which can be expected, and offers advice on how customers can provide feedback if service standards are not met.

4. Strategic Directions & Principal Activities

Our Strategic Directions group the outcomes from Sustainable Sydney 2030 into 10 focus areas.

Strategic Directions & Sustainable Sydney 2030

For the purposes of section 405 of the Local Government Act (1993), this Operational Plan and the following ten Strategic Directions are derived from the Community Strategic Plan Sustainable Sydney 2030 and describe the City of Sydney's principal activities.

The strategic direction sets out our high level outcomes, with objectives, projects, programs and services identifying what it is we are doing to achieve the outcomes. Delivery measures, including key performance indicators are used to measure our progress towards the outcomes.

In improving our planning and reporting to address Sustainable Sydney 2030 outcomes, we have developed a number of new key performance indicators. Not all of these indicators have historical data to report, nor do they all have identified targets.

There are two reasons for this:

First, it is not always appropriate to set targets, as some indicators are better served by plotting trends to measure performance.

Second, where we do not have historical data we do not know what is an appropriate target to set. This will be changed where appropriate as we collect enough data to guide us in target setting.

Each of the following Strategic Directions are set out to show that City of Sydney works under the principles of PLAN, DO, CHECK, ACT.



The City's 10 Strategic Directions

1 Strategic Direction 1 – A globally competitive and innovative city

Keeping Sydney globally competitive is central to Sydney's and Australia's future. The City must focus on the global economy and sustained innovation to ensure continuing prosperity.

2 Strategic Direction 2 – A leading environmental performer

The City of Sydney has adopted ambitious greenhouse gas emission reduction targets and will work towards a sustainable future for the city's use of water, energy and waste.

3 Strategic Direction 3 – Integrated transport for a connected city

Quality transport will be a major driver to sustainability – the city must offer a variety of effective and affordable transport options.

4 Strategic Direction 4 – A city for walking and cycling

A safe and attractive walking and cycling network linking the city's streets, parks and open spaces.

5 Strategic Direction 5 – A lively and engaging city centre

The city centre's international iconic status will be maintained and enriched with an inviting streetscape and vibrant public spaces.

6 Strategic Direction 6 – Resilient and inclusive local Communities

Building communities through enhancing the capacity of our people and the quality of their lives.

7 Strategic Direction 7 – A cultural and creative city

The City is committed to supporting Sydney's cultural life. We recognise the intrinsic and instrumental value of creativity as a cultural, economic and social force.

8 Strategic Direction 8 – Housing for a diverse population

A wider range of housing so people who provide vital city services can afford to live in the city

9 Strategic Direction 9 – Sustainable development renewal and design

High quality urban design will bring liveability and greater sustainability.

10 Strategic Direction 10 – Implementation through effective governance and partnerships

Partnerships across government, business and community; leadership in local, national and global city forums.

Strategic Direction 1

A globally competitive and innovative city

Keeping Sydney globally competitive is central to Sydney's and Australia's future. The city must focus on the global economy and sustained innovation to build economic resilience and ensure continuing prosperity.

Objective 1.1

Plans are in place to accommodate growth and change in the city centre and other key economic areas.

Code	Action	Deliverables	Responsible Area
1.1.1	City Planning	Conduct strategic studies and reviews to inform planning control amendments that protect and grow jobs.	City Planning, Development & Transport
1.1.2	City Development	Provide strategic input into State Government and major public or private development projects to ensure that public domain outcomes support public life, activation, and are integrated with surrounding areas.	Chief Operations Office
1.1.3	Service Delivery	Deliver City Services to meet the needs of a Global City.	City Services

Objective 1.2

The city economy is competitive, prosperous and inclusive.

Code	Action	Deliverables	Responsible Area
1.2.1	Economy	Continue to implement the OPEN Sydney strategy to develop a vibrant, safe and sustainable night time economy that offers a diverse range of leisure and entertainment options for all ages and interests, with inviting and safe public spaces, easily accessible information and connected transport.	City Life
		Develop and implement the International Engagement Framework that focuses on promoting Sydney; attracting talent, visitation and investment; connecting local businesses and organisations with international opportunities; and, building skills and capacity through knowledge exchange.	Chief Operations Office / City Life
		Implement priority projects and programs from the Retail Action Plan that create great experiences, build capacity and resilience, remove barriers, and engage with the sector.	Chief Operations Office / City Life
		Implement priority projects and programs arising from the Tech Start Up Action Plan to support the growth of the tech start-up ecosystem.	Chief Operations Office / City Life
		Implement priority projects and programs from the Eora Journey Economic Development Plan that focus on support for Aboriginal and Torres Strait Islander business owners, employees and education success.	Chief Operations Office
1.2.2	Strategic research, analysis and knowledge sharing	Collect data, undertake strategic analysis, and provide demographic and economic development information to industry, academia, government and business.	Chief Operations Office

Objective 1.3

The city economy is an integrated network of sectors, markets and high performing clusters.

Code	Action	Deliverables	Responsible Area
1.3.1	Knowledge and skills	Implement priority projects and programs from the International Education Action Plan that focus on student 'welcome', 'well-being' and 'work-integrated learning opportunities'.	Chief Operations Office
1.3.2	Affordable spaces - economic	Manage the use of City owned properties as affordable space within the context of the City's economic action plans.	City Life

Objective 1.4

The city economy is resilient.

Code	Action	Deliverables	Responsible Area
1.4.1	Economic Resilience	Contribute to metropolitan and state-wide strategic economic planning.	Chief Operations Office

Objective 1.5

The city enhances its global position and attractiveness as a destination for people, business and investment.

Code	Action	Deliverables	Responsible Area
1.5.1	Major Events	Deliver Sydney New Year's Eve that promotes Sydney as a tourist destination as part of increasing awareness of Sydney as a global destination.	City Life
		Deliver the Christmas in the City program as a celebration of the Sydney Christmas program and promote retail destinations in the city.	City Life
		Deliver Sydney Lunar Festival for local communities, businesses, and visitors.	City Life
		Promote Sydney as an international destination through major events.	Office of the CEO
1.5.2	Visitor Experience	Implement priority projects and programs from the Tourism Action Plan that focus on destination development, destination management and destination marketing.	Chief Operations Office / City Life / Office of the CEO
1.5.3	Business and Investment Attraction	Work with the State Government and other partners on initiatives to promote Sydney, and with Business Events Sydney to attract international conferences to Sydney.	Chief Operations Office/ City Life
1.5.4	Safety	Develop robust partnerships with emergency services, relevant agencies and the community to build capacity and resilience to prevent, respond and recover from emergencies.	City Services
1.5.5	Cleansing and waste	Provide high quality, customer focussed street cleansing service that meets the needs of the community.	City Services

Code	Action	Deliverables	Responsible Area
1.5.6	Monitoring and compliance	Maintain inspection programs to monitor legislative compliance in the areas of fire safety, building compliance, late night trading premises and public health.	City Planning, Development and Transport
		Operate proactive patrols to monitor legislative compliance and respond to customer complaints including but not limited to DAs, companion animals, noise, litter and unlawful trading.	City Services

Performance Measures

Performance Measure		Unit	Target / Trend	Responsible Area
Sydney as a Brand	Estimated global audience (i.e. spectators, broadcast viewers, online viewers, publicity) of Sydney New Year's Eve and Sydney Lunar Festival.	Number	↗	City Life
	Doubling of Sydney's night time economy turnover (2012 baseline of 15.6 billion; 2030 Target \$30 billion) (measured annually).	\$	-	City Life
City Development	Commercial Development Approved	GFA m ²	-	Chief Operations Office
	Commercial Development Completed	GFA m ²	-	Chief Operations Office
Business Events Sydney	Number of bids for business events submitted	Number	↗	City Life
	Number of events secured	Number	↗	City Life
	Delegate numbers of events secured	Number	↗	City Life
	Economic impact of events secured	\$	↗	City Life
	Delegate days of events secured	Number	↗	City Life
Support for the Economy and Business	Value of grants approved by the City of Sydney including all commercial creative and business events and relevant knowledge exchange grants	\$'000	-	City Life
	Value of grants approved by the City of Sydney for major events	\$'000	-	City Life
Diverse and inclusive economy	Number of City of Sydney suppliers who identify themselves as Aboriginal and Torres Strait Islander	Number	↗	Chief Financial Office

Performance Measure		Unit	Target / Trend	Responsible Area
International Students	Number of international students studying on campuses in the city (updated annually)	Number	-	Chief Operations Office
	Economic impact of international students in NSW (updated annually)	\$	↗	Chief Operations Office

Strategic Direction 2

A leading environmental performer

The City of Sydney has adopted ambitious targets for the reduction of greenhouse gas emissions, potable water use and waste to landfill.

We will work towards a sustainable future that mitigates environmental impact and adapts to a changing climate.

We also understand the importance of green space and urban biodiversity. We have developed comprehensive policies and clear targets to increase the urban canopy, biodiversity, waterway health and the physical greening of the city.

Objective 2.1

Greenhouse gas emissions are reduced across the city.

Code	Action	Deliverables	Responsible Area
2.1.1	Energy efficiency and renewables	Leverage fleet analytics to drive a reduction in greenhouse gas emissions and set targets.	City Services
		Continue to identify and implement initiatives to facilitate the 50% renewable by 2030 target for the city.	Chief Operations Office
		Actively manage Ausgrid to replace LED lights for all public domain light types (street lights, parks etc.) in the city area in a timely manner.	City Services
2.1.2	Sustainable Planning	Develop a pathway for the City's current planning controls to be strengthened over time to deliver net zero building standards.	City Planning, Development and Transport
		Investigate the inclusion of Development Control Plan (DCP) provisions that introduce NABERS Energy Commitment Agreements for new hotel buildings and major hotel refurbishments.	City Planning, Development and Transport
2.1.3	Advocacy	Advocate for higher BASIX targets for residential buildings.	Chief Operations Office

Objective 2.2

Waste from the city is managed as a valuable resource and the environmental impacts of its generation and disposal are minimised.

Code	Action	Deliverables	Responsible Area
2.2.1	Sustainable Planning	Review and update standard waste conditions to comply with new guidelines for waste management in new developments.	City Planning, Development and Transport
2.2.2	Monitoring and reporting waste	Integrate organisational waste reporting on a new digital platform.	City Projects and Property
2.2.3	Managing waste and resources	Implement the Resource Recovery Engagement Action Plan to reduce waste, recycle more and work with the community to reduce illegal dumping.	City Services
		Develop and implement a service that offers residents the opportunity to participate in a trial food waste collection scheme.	City Services

Code	Action	Deliverables	Responsible Area
2.2.4	Management and compliance	Conduct targeted patrols by City Rangers in the public domain to address illegal dumping, discarded cigarette butts, littering and other activity which is contrary to the provisions of the Protection of the Environment Operations Act.	City Services
2.2.5	Advocacy	Advocate for state allocation of appropriate land resources to waste treatment, improved waste data, expanded product stewardship, maintaining landfill levy.	Chief Operations Office

Objective 2.3

Across the city, potable water use is reduced through efficiency and recycling and gross pollutant loads to waterways are reduced.

Code	Action	Deliverables	Responsible Area
2.3.1	Recycled water	Facilitate delivery of large-scale recycled water projects in new and established areas of the city.	Chief Operations Office
2.3.2	Sustainable Planning	Develop a process to ensure that water sensitive urban design in all developments is assessed (against technical guidelines or by a suitably qualified specialist) to meet or exceed Development Control Plan stormwater quality requirements.	City Services
		Investigate opportunities to incorporate environmental sustainability into Local Environment Plan (LEP) and Development Control Plan (DCP) revisions.	City Planning, Development and Transport
2.3.3	Advocacy	Advocate for urban renewal areas to meet world's best practice environmental standards.	Chief Operations Office
2.3.4	Stormwater quality / waterway health	Develop a Model for Urban Stormwater Improvement Conceptualisation (MUSIC) to estimate the stormwater pollution reduction of all water sensitive urban design initiatives in both the public and private domain and report against stormwater quality targets.	City Services
		Continue to include raingardens in road and streetscape renewal designs where feasible to contribute to water quality targets and reduce urban heat.	City Services
		Continue to identify and implement opportunities to include Water Sensitive Urban Design (WSUD) infrastructure in all new City projects.	Chief Operations Office
		Where possible, retrofit the City's stormwater system with gross pollutant traps to reduce solids discharged to waterways via stormwater run-off.	City Services

Objective 2.4

City residents, businesses, building owners, workers and visitors improve their environmental performance.

Code	Action	Deliverables	Responsible Area
2.4.1	Commercial office engagement	Deliver the CitySwitch Green Office Sydney program to office based businesses to facilitate improved environmental performance.	City Life
		Coordinate the CitySwitch Green Office national program across Australia.	City Life
		Support and encourage building owners, businesses, agents and other key stakeholders to facilitate improved environmental performance within the commercial office sector, as directed by Sydney's Sustainable Office Plan.	City Life
		Advocate for the mandatory regular disclosure of office tenancy ratings.	City Life
		Coordinate the Better Buildings Partnership program in Sydney to facilitate improved environmental performance.	City Life
2.4.2	Business engagement (non-office based)	Support and encourage building owners, businesses, agents and other key stakeholders to facilitate improved environmental performance within the accommodation & entertainment sector as directed by the Making Sydney a Sustainable Destination Plan.	City Life
		Coordinate the Sustainable Destination Partnership to facilitate improved environmental performance within the accommodation and entertainment sector.	City Life
2.4.3	Residential Engagement	Support and encourage building owners, agents, residents and other key stakeholders to facilitate improved environmental performance within the residential apartment sector, as directed by the Residential Apartment Sustainability Plan.	City Life
		Deliver Smart Green Apartment retrofit program for apartment buildings.	City Life
		Advocate for the mandatory regular disclosure of residential apartment buildings ratings.	City Life
2.4.4	Provision of grants and other cross sector support	Deliver the building tune-up program to facilitate improved environmental performance in non-residential buildings.	City Life
		Deliver a promotional program to accelerate resident and business communities' adoption of renewable energy towards a net zero outcome.	City Life

Objective 2.5

The City of Sydney's operations and activities demonstrate leadership in environmental performance.

Code	Action	Deliverables	Responsible Area
2.5.1	Environmental Management Systems	Improve monitoring, reporting and verification of waste, energy and water data and other sustainability metrics for the local government area and our own operations.	Chief Operations Office
		Continuously improve the systems, processes and organisational capability for managing utilities and other sustainability metrics within City-owned assets.	City Projects and Property
2.5.2	Capital Projects	Install solar PV and energy storage infrastructure on suitable City properties and sites to maximise uptake of renewable energy.	Chief Operations Office
		Adapt infrastructure design to account for current and future climate change (including water sensitive urban design, stormwater management, roads and pavement).	City Services
2.5.3	Asset Management	Improve energy and water efficiency at the City's most resource intensive sites through identification, prioritisation and installation of efficiency measures and changes in management practices, including required metering and monitoring under the Major Properties Efficiency Project (MPEP).	City Projects and Property
		Review and update recycling streams and collection receptacles in City properties, and implement an education and behaviour change program to increase recycling and reduce contamination.	City Projects and Property
		Manage and analyse new energy efficient fuel options for the City's light and heavy vehicle fleets to encourage low emission driving behaviour and reduce CO2 emissions.	City Services
2.5.4	Procurement, grant assessment & contract management	Implement Sustainable Procurement Guidelines on selected procurement activities – major construction materials, consumables, major contract, event management and supplier due diligence.	Chief Financial Office

Objective 2.6

The extent and quality of urban canopy cover, landscaping and city greening is maximised.

Code	Action	Deliverables	Responsible Area
2.6.1	City Farm	Continue City Farm operations and establish farmers market and orchard.	City Services
2.6.2	Community greening	Support and promote the development of community gardens, footpath gardening, and sites maintained and managed by community volunteer groups.	City Services
2.6.3	Urban forest	Continue to deliver tree planting programs to maximise urban canopy and reduce the impacts of the urban heat island effect.	City Services
2.6.4	Urban ecology	Continue to expand and protect bush regeneration areas in the City's parks and open spaces.	City Services
		Monitor the diversity, number and distribution of priority fauna species reported on the local government area.	City Services
2.6.5	Greening Sydney Plan	Continue to deliver the public domain landscaping program.	City Services
		Deliver Living Colour floral displays to high profile retail and tourist precincts throughout the City during spring and summer.	City Services
2.6.6	Parks Water Savings Action Plan	Improve water efficiency at the City's parks through installation of efficiency measures and changes in management practices.	City Services
		Identify opportunities to connect parks to recycled or alternative water sources.	City Projects

Objective 2.7

The city's buildings, infrastructure, emergency services and social systems are resilient to the likely impacts of climate change.

Code	Action	Deliverables	Responsible Area
2.7.1	Climate change	Identify air pollution measures and trends within the local government area.	Chief Operations Office
2.7.2	Extreme weather events	Continue to work with emergency services, relevant agencies, and the community to build capacity to prepare for, respond, and recover from extreme weather events.	City Services
2.7.3	Urban heat island effect and flooding risk mitigation	Continue research and trials in monitoring and reducing the urban heat island effect.	Chief Operations Office
		Continue to implement the City's Floodplain Management Policy, and work collaboratively with asset owners and developers to fund and implement flood risk management plans, incorporating climate change scenarios.	City Services

Performance Measures

Performance Measure		Unit	Target / Trend	Responsible Area
Greenhouse emissions	Overall greenhouse gas emissions for all City of Sydney operations – total all emissions Baseline 2006 Data – 52,972 tC02e	Tonnes C02e	↘	Chief Operations Office
	Greenhouse gas emissions for City of Sydney local government area – total all emissions Baseline 2006 Data - 5,805,550 tC02e (measured annually in June)	Tonnes C02e	↘	Chief Operations Office
	Percentage of reduction in greenhouse gas emissions in the local government area based on 2006 levels - 5,805,550 tC02e (measured annually in June – data from previous financial year; target of 70% by 2030 & net zero emissions by 2050)	%	↗	Chief Operations Office
	Percentage of electricity demand in the local government area met by renewable sources (measured annually in June – data from previous financial year)	%	50%	Chief Operations Office

Performance Measure		Unit	Target / Trend	Responsible Area
Water Usage and Stormwater	Potable water use from City operations - 2006 baseline (431,000 kL)	kL	↘	City Projects and Property
	Potable water usage from the local government area – 2006 baseline (33,712) (measured annually in June – data from previous financial year)	ML	↘ (zero increase from 2006 baseline)	Chief Operations Office
Waste Local Government Area	Total Residential Waste Collected	Tonnes	-	City Services
	Total Residential Waste Collected per capita	kg/capita	-	City Services
	Percentage of source separated recycling of total residential waste	%	35	City Services
	Percentage of recycling and recovery of residential waste	%	70	City Services
Sustainable management of waste and resources	Waste collected from City managed properties including aquatic centres	Tonnes	-	City Projects and Property
	Recycling collected from City managed properties including aquatic facilities.	Tonnes	-	City Projects and Property
	Percentage of resource recovery of waste from the City's parks streets and public places	%	↗	Chief Operations Office
	Percentage of resource recovery of waste from City managed properties including aquatic centres	%	↗	City Projects and Property
Greening Sydney	New plants planted in City parks and street gardens each year	Number	50,000	City Services
	New and renewed Public Domain Landscaping installed (nature strips, rain gardens, traffic treatments)	m ²	9,000	City Services
	Maintain or increase number of indigenous bird species (2009/10 baseline - 63 species)	Number	↗	City Services
	Extent of locally-indigenous bushland increased compared to 2009/10 baseline (4.6ha) (measured annually)	ha	13.5	City Services
Environmental Grants	Value of environmental grants approved by the City of Sydney	\$'000	-	City Life

Strategic Direction 3

Integrated transport for a connected city

Quality transport will be a major driver to sustainability, amenity, ease of mobility and the economic competitiveness of our city – the city must offer a variety of effective and affordable transport options.

Objective 3.1

Investment in public transport and walking and cycling infrastructure encourages more people to use these forms of transport to travel to, from and within the city.

Code	Action	Deliverables	Responsible Area
3.1.1	Planning	Work with the State Government transport cluster to ensure all traffic and transport related proposals in Central Sydney comply with policies such as the Sydney City Centre Access Strategy, Movement and Place, and Central Sydney on-street parking policy.	City Services/ City Planning Development & Transport
3.1.2	Advocacy	Work with the State Government and other stakeholders to develop Future Transport projects for Sydney to increase public transport accessibility and capacity to and within the City of Sydney, including planning for Metro West and new initiatives.	City Planning, Development and Transport
3.1.3	Partnership	Work with the State Government and Taxi industry to implement more taxi ranks in better locations with improved safety in the City Centre during the evening and late night.	Chief Operations Office/City Services

Objective 3.2

Transport infrastructure is aligned with city growth.

Code	Action	Deliverables	Responsible Area
3.2.1	Partnership	Work with the State Government to ensure the best outcomes are achieved for the community on large public transport and road projects.	City Planning, Development and Transport / Chief Operations Office
3.2.2	Advocacy	Work with the State Government to ensure understanding of transport implications of development in the city area.	City Planning, Development and Transport
3.2.3	Parking	Continue to implement the neighbourhood parking policy.	City Planning, Development and Transport/City Services
3.2.4	Freight and Servicing	Work with State Government and businesses to develop new and innovative solutions to freight and servicing, including more productivity from loading spaces and exploring higher-amenity options for “last mile” distribution.	City Planning, Development and Transport
3.2.5	Regional Collaboration	Continue to build relationships with neighbouring councils and collaborate on transport projects where infrastructure or impact is across the boundaries.	City Planning, Development and Transport

Code	Action	Deliverables	Responsible Area
3.2.6	Technology	Partner with the State Government to facilitate innovation in transport management, ensuring technology assists in achieving agreed urban and transport outcomes.	City Planning, Development and Transport

Objective 3.3

The amenity of the city centre and villages is enhanced through careful management and integration of transport.

Code	Action	Deliverables	Responsible Area
3.3.1	Traffic calming initiatives	Develop and deliver a range of initiatives to help support change of behaviour by traffic calming.	City Services
3.3.2	Speed reduction	Continue to work with the state government to look for opportunities to reduce traffic speeds and speed limits throughout the City of Sydney.	City Planning, Development and Transport
3.3.3	Road safety partnerships	Continue to build relationships with Roads and Maritime Services, Centre for Road Safety and Transport for New South Wales through the Local Government road safety program to improve road safety within the LGA.	City Planning, Development and Transport
3.3.4	Manage amenity	Manage the scheduling of waste collection services to ensure the least disruption to the community.	City Services
3.3.5	Community Programs	Facilitate a range of road safety education programs for the community.	City Planning, Development and Transport

Objective 3.4

Public transport, walking and cycling are the first choice transport modes within the city.

Code	Action	Deliverables	Responsible Area
3.4.1	City Transformation	Continue to support the implementation of light rail down George Street and in wider local government area.	Chief Operations Office
3.4.2	Behavioural	Advocate for measures aimed at increasing the use of public transport, walking and cycling along major corridors to the city.	City Planning, Development and Transport

Objective 3.5

Transport services and infrastructure are accessible.

Code	Action	Deliverables	Responsible Area
3.5.1	Parking	Demand for parking is managed to ensure there is equitable access to the constrained supply.	City Services
3.5.2	Advocacy	Ensure the needs of all community and customers are considered in the master planning for transport and Urban Growth projects.	Chief Operations Office
3.5.3	Transport infrastructure	Advocate to ensure public transport infrastructure meets the needs of users.	City Planning, Development and Transport

Performance Measures

Performance Measure		Unit	Target / Trend	Responsible Area
Parking and road management	Number of car share bookings	Number	↗	City Planning, Development and Transport
	Number of residents who are members of car share schemes	Number	↗	City Planning, Development and Transport
	Proportion of resident drivers who are members of car share schemes	%	↗	City Planning, Development and Transport
	Length of streets across the local government area with a speed limit of 40km/h or less	km	↗	City Planning, Development and Transport
Roads maintenance	Road renewal/ treated program	m ²	25,000	City Services
Traffic calming	Number of transport-related projects (footpath widening, traffic calming measures, intersection upgrades, etc.) delivered as part of the City's Pedestrian, Cycling and Traffic Calming (PCTC) plans	Number	6	City Services

Strategic Direction 4

A city for walking and cycling

A safe, comfortable and attractive walking and cycling network linking the city's streets, parks and open spaces.

Objective 4.1

The city and neighbouring areas have a network of accessible, safe, connected pedestrian and cycling paths integrated with green spaces.

Code	Action	Deliverables	Responsible Area
4.1.1	Walking	Deliver the Central Business District Streetscape Improvement program, including the installation of Smartpoles, upgraded and improved LED street lighting, traffic signals, street furniture and the installation of granite paving.	City Services
4.1.2	Cycling	Complete the City's high priority regional routes, with separated cycleways where possible.	City Planning, Development and Transport
		Improve bicycle safety, access and amenity through small scale infrastructure changes and improved on street facilities throughout the local government area.	City Planning, Development and Transport
4.1.3	Partnerships	Work with neighbouring councils, State and Federal Governments to implement the Inner Sydney Regional Bike network.	City Planning, Development and Transport
4.1.4	Civil Infrastructure	Continue to implement priority actions from the Liveable Green Network, including the Footpath Renewal program, pedestrian and cycling safety improvements, new furniture installations, pedestrian lighting upgrades, installations of green verge/street gardens and new cycleways.	City Services

Objective 4.2

The city centre is managed to facilitate the movement of people walking and cycling.

Code	Action	Deliverables	Responsible Area
4.2.1	Walking	Work with the State Government to decrease waiting time and journey time for pedestrians on priority routes in the City Centre, and Liveable Green Network routes throughout the Local Government Area.	City Planning, Development and Transport
4.2.2	Cycling - City centre	Advocate to the State Government to complete the City Centre Access Strategy cycleway network.	City Planning, Development and Transport
4.2.3	Partnerships	Collaborate with the State Government to integrate walking and cycling with George Street Light Rail and pedestrianisation project.	City Planning, Development and Transport/ Chief Operations Office

Objective 4.3

The number of people who choose to walk and cycle continues to increase.

Code	Action	Deliverables	Responsible Area
4.3.1	Modal shift	Promote the benefits of walking and cycling.	City Planning, Development and Transport
4.3.2	Walking and cycling for leisure	Lead and/or support events celebrating and focusing on walking and cycling. Promote attractive routes and open spaces.	City Planning, Development and Transport
4.3.3	Behaviour	Monitor walking and cycling participation and trips, attitudes and safety.	City Planning, Development and Transport
		Ensure all road and path users have information and training available that enables them to exhibit the correct and safe behaviours.	City Planning, Development and Transport

Objective 4.4

Businesses in the city encourage their staff to walk and cycle more often.

Code	Action	Deliverables	Responsible Area
4.4.1	Journey to work – commuting	Encourage the use of walking and cycling for commuting to work in the city area.	City Planning, Development and Transport

Performance Measures

Performance Measure		Unit	Target / Trend	Responsible Area
Cycleways/Shared paths/Courses	Length of separated cycleways provided annually	km	0.47	City Planning, Development and Transport
	Length of on-road cycleways provided/upgraded annually	km	2.6	City Planning, Development and Transport
	Length of shared paths provided/upgraded annually	km	2.4	City Planning, Development and Transport
	Growth in cycling activity at key intersections around the City of Sydney	%	↗	City Planning, Development and Transport
	Number of attendees at cycle safety courses	Number	↗	City Planning, Development and Transport
Footpaths	Footway renewed program	m ²	10,000	City Services
	Footway replaced by green verge	m ²	2,000	City Services
	Granite infill project - Paving	m ²	900	City Services

Strategic Direction 5

A lively and engaging city centre

Our international iconic status will be maintained and our distinctive character enriched with great streets, vibrant public spaces, a rich cultural life and a well-planned and functioning city centre, both day and night.

Objective 5.1

The city centre has safe and attractive public spaces for people to meet, rest and walk through at all times of the day or night; with George Street as a distinctive spine.

Code	Action	Deliverables	Responsible Area
5.1.1	Public domain planning	Continue to develop Public Domain Plans for the City Centre and accompanying Implementation Plans.	Chief Operations Office
5.1.2	Safety	Work with police and emergency services to deter, detect, delay, and respond to incidents in crowded places.	City Services

Objective 5.2

The city centre provides diversity of built form, uses and experiences.

Code	Action	Deliverables	Responsible Area
5.2.1	Public domain improvements	Continue to deliver Capital Works projects for the City arising from the Chinatown Public Domain Plan, Harbour Village North Public Domain Plan and City North Public Domain Plan.	City Projects and Property
5.2.2	Planning	Develop and implement a CBD Activation Policy and Guidelines.	Chief Operations Office

Objective 5.3

Innovative, creative, retail, hospitality, tourism and small business activity is supported in the city centre.

Code	Action	Deliverables	Responsible Area
5.3.1	Business space	Facilitate access to appropriate space in the city centre for businesses within identified priority sectors including Tech Start-ups and Aboriginal and Torres Strait Islander business.	Chief Operations Office/ City Life
5.3.2	Tourism provision	Work in partnership to develop tourism infrastructure in the city centre including Wi-Fi and information kiosks.	Chief Operations Office/ Workforce and Information Services
		Develop and deliver programs that provide visitors with information in the city centre such as the Cruise Ship Ambassador Program.	Chief Operations Office/ City Life/Workforce and Information Services

Objective 5.4

The city centre is a place for cultural activity, creative expression and participation.

Code	Action	Deliverables	Responsible Area
5.4.1	City centre creative activity	Deliver operational activities to support busking in the City.	City Services /Chief Operations Office
5.4.2	Public art	Implement the City Centre Public Art Plan.	City Projects and Property/Chief Operations Office

Performance Measures

Performance Measure		Unit	Target / Trend	Responsible Area
City centre public life	Amount of footway dining in the city centre (total)	m ²	-	City Projects and Property

Strategic Direction 6

Resilient and inclusive local communities.

Building communities through enhancing the capacity of our people and the quality of their lives.

Objective 6.1

Our city comprises many unique places – a ‘city of villages’ – for communities to live, meet, shop, study, create, play, discover, learn and work.

Code	Action	Deliverables	Responsible Area
6.1.1	Learning and Creative Programs	Deliver a welcoming cultural program within relevant City cultural venues.	City Life
6.1.2	Public Domain	Maintain and enhance public domain across the local government area through an ongoing program of improvement works.	Chief Operations Office
6.1.3	Green Square	Delivery of new community/cultural facilities, public domain and infrastructure to a high standard in Green Square.	City Life/ City Property and Planning/ City Services
		Placemaking and community engagement activities for Green Square growing neighbourhood.	City Life/ Chief Operations Office
6.1.4	Social Strategy	Lead the implementation of a Social Sustainability Policy and Action Plan.	Chief Operations Office

Objective 6.2

Our city is a place where people are welcomed, included and connected.

Code	Action	Deliverables	Responsible Area
6.2.1	Social Programs and Services	Implement the Inclusion Disability Action Plan.	City Life
		Offer affordable social programs and services that promote social inclusion, connection and participation.	City Life
		Deliver programs that support community safety.	City Life
6.2.2	Social Justice	Develop an advocacy map and delivery plan for promoting social justice, community resilience and cohesion.	Chief Operations Office

Objective 6.3

Local economies are resilient, meet the needs of their community, and provide opportunities for people to realise their potential.

Code	Action	Deliverables	Responsible Area
6.3.1	Information and research	Provide demographic, visitor and sector data and analysis to local businesses to assist in decision making and sustainable growth.	Chief Operations Office
6.3.2	Support small business	Strengthen the activation of precincts, with events, programs and services and develop resources that support existing and new business.	City Life

Objective 6.4

There is equitable access to community facilities and places, parks and recreational facilities to support wellbeing in daily life.

Code	Action	Deliverables	Responsible Area
6.4.1	Community Planning	Provide strategic direction for community facilities delivery to meet changing community needs and aspirations.	Chief Operations Office
6.4.2	Community wellbeing	Provide education and care services and facilities across the local area, including preschool, long day care, occasional care and out-of-school hours services.	City Life
		Support a diverse, inclusive and accessible range of community programs and projects through community facilities.	City Life
6.4.3	Community Facilities Delivery	Develop a property portfolio that ensures community facilities optimise investment opportunities and community needs.	City Projects and Property
6.4.4	Parks and recreation facilities	Maximise the availability and quality of facilities to meet demand for participation in sports across the community.	City Services

Objective 6.5

The community has the capacity, confidence and resilience to adapt to changing circumstances.

Code	Action	Deliverables	Responsible Area
6.5.1	Social services	Refer to 6.3.2.	City Life
6.5.2	Social strategy, research and planning	Monitor Community Wellbeing Indicators to identify change and wellbeing trends in the community.	Chief Operations Office
6.5.3	Emergency planning	Work with the community, emergency services and relevant agencies to build capacity and resilience to prevent, respond and recover from emergencies.	City Services
6.5.4	Customer service	Effective and efficient delivery of relevant information and services that meet community needs.	Workforce and Information Services

Performance Measures

Performance Measure		Unit	Target / Trend	Responsible Area
Local economies	Amount of footway dining in the Village Centres	m ²	-	City Projects and Property
	Value of economic grants approved by the City of Sydney	\$'000	-	City Life
Libraries and learning	Number of active library memberships	Number	-	City Life
	Total number of items accessed from Libraries (physical and digital)	Number	-	City Life
	Attendance to libraries	Number	-	City Life
Child and Family Services	Number of children supported through City operated Children's Services	Number	-	City Life
	Number of operational Early Education and Care places (long day care, occasional care and preschool) in the City of Sydney	Number	↗	City Life
	Number of sessions of care provided at the City's Education and Care Services (long day care, occasional care, preschool, out of school hours care)	Number	-	City Life
	Number of discounted and free sessions of care provided at the City's Education and Care Services (long day care, occasional care, preschool, out of school hours care)	Number	↗	City Life
Community health and wellbeing	Targeted initiatives to improve community health and wellbeing	Number	-	City Life
	Usage -v- capacity of sports fields (booked use) (hours used -v- hours available)	%	-	City Services
	Area of parks and open space managed by the City of Sydney (measured annually)	Ha	191	City Services
	Attendances at aquatic and leisure centres	Number	↗	City Services
	Total Occupancy % Perry Park Recreation Centre	%	52.5%	City Services
	Total occupancy % of the City's outdoor tennis courts	%	46%	City Services

Performance Measure		Unit	Target / Trend	Responsible Area
Social Programs and Services	Value of social grants approved by the City of Sydney	\$'000	-	City Life
	Value of revenue forgone by the City through the accommodation grants program – leases for social initiatives	\$'000	-	City Life
	Number of programs/events delivered that promote social inclusion and connection	Number	-	City Life
	Number of passengers trips delivered by the community transport service for programs and/or events delivered or supported by the City	Number	-	City Life
	Total number of bus hires through the City's community bus-hire scheme	Number	-	City Life
	Total value of subsidies provided through the City's community bus-hire scheme	\$	-	City Life
	Number of meals provided through the City's Meals on Wheels service	Number	-	City Life
	Percentage of people surveyed accessing City programs and services who report an increase in their connectedness to the community	%	-	City Life
	Percentage of people surveyed accessing City programs and services who reported an increased sense of inclusion, belonging or awareness of diversity	%	-	City Life
	Percentage of people surveyed accessing City programs and services who report an improvement in their physical health	%	-	City Life
	Percentage of people surveyed accessing City programs and services who report an improvement in their social wellbeing	%	-	City Life
	Total bookings of City Spaces facilities and venues	Number	-	City Life
	Total bookings of City Spaces facilities and venues at community rates	Number	-	City Life
	Total overall attendance at City Spaces	Number	↗	City Life

Performance Measure		Unit	Target / Trend	Responsible Area
Companion Animals	Dogs and cats impounded (less is better)	Number	-	City Services
	Dog attacks	Number	↘	City Services
	Dog declared menacing/dangerous	Number	-	City Services

Strategic Direction 7

A cultural and creative city

The City is committed to supporting Sydney's cultural life. We recognise the intrinsic and instrumental value of creativity as a cultural, economic and social force.

Objective 7.1

Creativity is a consistent and visible feature of the public domain and there are distinctive cultural precincts in the city and its villages.

Code	Action	Deliverables	Responsible Area
7.1.1	Creative Public Domain	Deliver Art & About Sydney as a significant local and international program of public domain activity year-round.	City Life
		Deliver hoardings activation program throughout the City.	City Life
		Delivery of permanent and temporary art projects in the public domain including Green Square.	Chief Operations Office
7.1.2	Living History	Continue to implement the history and curatorial programs in alignment with the Cultural Policy.	City Life

Objective 7.2

The city supports and encourages individual creative expression by ensuring opportunities for creative participation are visible, accessible and sustainable.

Code	Action	Deliverables	Responsible Area
7.2.1	Creative participation programs	Deliver cultural venues infrastructure and liaise with providers to conduct programs.	City Life

Objective 7.3

Sydney's cultural sector and creative industries are supported and enhanced leading to greater sector sustainability, productivity gains, and innovation.

Code	Action	Deliverables	Responsible Area
7.3.1	Regulatory Reform	Develop planning and regulatory reforms related to the built environment to support the provision of cultural infrastructure.	City Planning, Development and Transport /Properties/ Chief Operations Office
7.3.2	Audience Development	Provide support to a range of cultural groups that provide opportunities for creative participation, enhance creativity in the public domain and strengthen the sustainability and capacity of cultural and creative industries.	City Life
7.3.3	Sector Development	Deliver cultural sector skills development programs	City Life

Objective 7.4

The continuous living cultures of Aboriginal and Torres Strait Islander communities is visible and celebrated in our city.

Code	Action	Deliverables	Responsible Area
7.4.1	Eora Journey	Commission a series of permanent and temporary public artworks as part of the Eora Journey.	Chief Operations Office/ City Life
7.4.2	Reconciliation Action Plan	Review progress achieved through the City's Reconciliation Action Plan (RAP) to inform the development of an updated version.	Chief Operations Office

Performance Measures

Performance Measure		Unit	Target / Trend	Responsible Area
Culture and creativity	Value of cultural grants approved by the City of Sydney (excluding major events)	\$'000	-	City Life
	Value of revenue forgone by the City through the accommodation grants program – leases for cultural initiatives	\$'000	-	City Life
	Creative organisations in creative spaces supported by the City of Sydney	Number	-	City Life
	Number of artists supported	Number	-	City Life
	Number of creative personnel supported	Number	-	City Life

Strategic Direction 8

Housing for a diverse community

An increased supply of diverse and affordable housing for our rapidly growing community.

Objective 8.1

The supply of market housing in the city meets the needs of a diverse and growing population.

Code	Action	Deliverables	Responsible Area
8.1.1	Housing supply	To meet District Plan requirements, develop a Housing Strategy to manage the long-term supply of housing.	City Planning, Development and Transport
		Monitor the balance of residential development to non-residential development in the city including the size and mix of dwelling types.	Chief Operations Office
		Facilitate an Alternative Housing Ideas Challenge to promote dialogue and policy development using new ideas.	City Projects and Property

Objective 8.2

The supply of affordable housing supports a diverse and sustainable community and economy.

Code	Action	Deliverables	Responsible Area
8.2.1	Partnerships	Continue to investigate opportunities to use City owned land for affordable housing delivered through partnerships with government, not for profits and the private sector.	City Projects and Property
8.2.2	Planning	Use the planning system to facilitate affordable housing including maintaining existing programs, developing new programs, encouraging site specific opportunities and investigating innovative approaches.	City Planning, Development and Transport

Objective 8.3

The supply of safe and sustainable social housing in the inner city is available for those who need it.

Code	Action	Deliverables	Responsible Area
8.3.1	Advocacy	Advocate to State Government and housing providers for the retention of existing social housing and increase in supply.	Chief Operations Office
8.3.2	Capacity Building	Provide and support community capacity building initiatives in social housing neighbourhoods.	City Life
8.3.3	Partnerships	Collaborate with State Government and non-government agencies and with residents groups to address safety and amenity issues for social housing residents.	City Life
		Collaborate with the NSW State Government Department of Planning and Environment and the NSW State Government Land and Housing Corporation to ensure the renewal of the housing estates are well planned and delivers improved social outcomes.	City Planning, Development and Transport

Objective 8.4

People who are homeless or at risk of homelessness have access to safe and sustainable housing and support.

Code	Action	Deliverables	Responsible Area
8.4.1	Housing solutions and support services	Advocate for innovative responses, and build the capacity of city staff, non-government services and the community to contribute to preventing and reducing homelessness.	City Life
8.4.2	Service coordination collaboration and capacity building	Partner and support the delivery and coordination of specialist homelessness outreach services to link people sleeping rough with services and support.	City Life
8.4.3	Services	Monitor patterns of homelessness, and services available for people who are homeless or at risk of homelessness to identify gaps and trends.	City Life

Performance Measures

Performance Measure		Unit	Target / Trend	Responsible Area
Housing	Number of new dwellings approved	Number	-	City Planning, Development and Transport
Affordable rental housing	Affordable rental housing units resulting from NSW Government operations including Redfern, Waterloo affordable housing levy – Urban Growth NSW	Number	-	Chief Operations Office
	Affordable rental housing units resulting from affordable housing levies in the council area	Number	-	Chief Operations Office
Homelessness	Number of people assisted to exit homelessness into long term housing as a result of a program supported by the City of Sydney	Number	-	City Life
	Number of people prevented from becoming homeless through the City supported brokerage program	Number	-	City Life
	Number of people sleeping rough in the city area	Number	-	City Life
	Value of all grants for Affordable and Diverse Housing Fund and homeless funding approved by the City of Sydney	\$'000	-	City Life

Strategic Direction 9

Sustainable development, renewal and design

Our international iconic status will be maintained and our distinctive character enriched with great streets, vibrant public spaces, a rich cultural life and a well-planned and functioning city centre, both day and night.

Objective 9.1

The City of Sydney leads by example to facilitate great places.

Code	Action	Deliverables	Responsible Area
9.1.1	Advocacy	Engage with government led urban renewal projects to deliver design excellence, high Ecologically Sustainable Development performance and provide appropriate infrastructure.	City Planning, Development and Transport
9.1.2	Integration	Collaborate with the private sector to deliver new or upgrade existing public infrastructure that supports renewal.	City Planning, Development and Transport

Objective 9.2

The city is beautiful, sustainable and functions well.

Code	Action	Deliverables	Responsible Area
9.2.1	Design partnership	Facilitate the Design Advisory Panel and Public Art Advisory Panel to provide expert advice on public domain, park projects, major development applications and public art proposals.	Chief Operations Office
9.2.2	Strategic Planning	Review of sustainability targets in major projects to improve sustainable development outcomes.	City Planning, Development and Transport
		Implement the actions in the Central Sydney Planning Strategy.	City Planning, Development and Transport
9.2.3	Advocacy	Develop opportunities with State agencies that support the development of transport related infrastructure.	Chief Operations Office
		Develop opportunities with State agencies that support the development of infrastructure for sports playing fields.	Chief Operations Office/City Services

Objective 9.3

There are great public buildings, streets, squares and parks for everyone to use and enjoy.

Code	Action	Deliverables	Responsible Area
9.3.1	Public domain infrastructure	Continue the implementation of the Wayfinding Strategy.	Chief Operations Office/ City Planning Development and Transport
		Undertake periodic review of public domain design codes in the City.	City Service / Chief Operations Office

Code	Action	Deliverables	Responsible Area
		Update the Liveable Green Network Implementation Plan to reflect changes and completed projects.	City Planning, Development and Transport
		Crowded Place Protection - develop kit of parts and design guidelines to implement protection measures.	Chief Operations Office/ City Services
9.3.2	Public space planning	Develop initiatives arising from the City's Open Space and Recreation Needs Study.	Chief Operations Office
9.3.3	Open space	Negotiate provision of additional public open space through proposals to change planning controls (e.g. Planning Proposals with Voluntary Planning Agreements.	City Planning, Development and Transport

Objective 9.4

The City's planning framework and implementation strategy ensures sustainable long-term growth.

Code	Action	Deliverables	Responsible Area
9.4.1	Stormwater infrastructure Program	Continue to monitor the implementation of the actions from the Flood Studies and Floodplain Risk Management Plans for all catchments.	City Services
9.4.2	Program delivery	Develop and implement Public Domain and Place-making Strategies for urban renewal areas.	Chief Operations Office
9.4.3	Strategic planning	Prepare a Local Strategic Planning Statement and review the planning framework in response to the NSW Government's Region and District Plans.	City Planning, Development and Transport

Objective 9.5

The urban environment promotes health and wellbeing.

Code	Action	Deliverables	Responsible Area
9.5.1	Planning Policy	Collect, analyse and report data within the Community Indicators framework to inform priority programs and services for the community.	Chief Operations Office

Performance Measures

Performance Measure		Unit	Target / Trend	Responsible Area
Development Assessments	Average time to determine 90% of DA applications	Days	55	City Planning, Development and Transport
	Average time to determine 90% of S96 applications	Days	40	City Planning, Development and Transport

Performance Measure		Unit	Target / Trend	Responsible Area
	Median (net) assessment time to determine DA & S96 applications	Days	45	City Planning, Development and Transport
	Average time to determine 90% of footway applications	Days	35	City Planning, Development and Transport
	Percentage of outstanding applications over 100 days (DA & S96)	%	20	City Planning, Development and Transport
	Average processing time for construction certificates	Days	10	City Planning, Development and Transport
Voluntary Planning Agreements	The number of Voluntary Planning Agreements offers for the period	Number	-	City Planning, Development and Transport
	The number of Voluntary Planning Agreements executed for the period	Number	-	City Planning, Development and Transport

Strategic Direction 10

Implementation through effective governance and partnerships

Partnerships across government, academia, business and community sectors; leadership in local, national and global city forums; and a proactive, resilient, well-governed organisation.

Objective 10.1

The City of Sydney is well governed.

Code	Action	Deliverables	Responsible Area
10.1.1	Compliance	Deliver programs to embed risk management principles into organisational decision making.	Legal and Governance
		Improve the health, safety and wellbeing of our workers through the implementation of the safety management system and a mentally healthy workplace plan.	People, Performance and Technology
		Ensure that Councillors have access to relevant information and assistance to enable them to fulfil their obligations to lead, govern and serve the community.	Office of the CEO
		Monitor compliance with privacy legislation to ensure that personal information held by the City is managed appropriately.	Legal and Governance
		Monitor compliance with information provision legislation, identify frequently requested information and make publicly available where possible.	People, Performance and Technology
		Continue to implement a risk based and comprehensive annual Internal Audit plan for the City in accordance with the Internal Audit Charter.	Legal and Governance
		Ensure all electoral processes are well managed and meet legislative requirements.	Legal and Governance
		Develop and implement a program of managing Crown Lands, to ensure compliance with the new Crown Lands Management Act.	City Projects & Property
10.1.2	Governance	Continually review and adapt the elements of governance to maintain community confidence in the City.	Legal and Governance

Objective 10.2

The City of Sydney has the culture, capability and capacity to deliver Sustainable Sydney 2030 priorities.

Code	Action	Deliverables	Responsible Area
10.2.1	Organisational Capability	Partner with regional governments, business and the community to facilitate delivery of the Resilience Strategy for the greater Sydney region and incorporate elements into the City's strategic plans.	Chief Operations Office
		Continue to deliver and enhance the Integrated Planning and Reporting and business planning framework to improve integrated long-term planning and sustainability.	Chief Financial Office

Code	Action	Deliverables	Responsible Area
		Implement and monitor priority actions within the Workforce Strategy.	People, Performance and Technology
		Deliver programs to build a diverse and inclusive organisation.	People, Performance and Technology
		Implement and monitor priority actions of the Information and Technology Strategic Plan.	People, Performance and Technology
		Enhance our digital capability implementing key actions from the Digital strategy.	People, Performance and Technology
		Implement actions and deliver programs to improve customer experience.	People, Performance and Technology
		Refine and revise asset management policy, strategy and long term asset management plans for critical infrastructure assets, including climate change impacts and maturity assessment recommendations.	Chief Operations Office
10.2.2	Continuous Improvement	Implement a business improvement program to improve efficiency and effectiveness of key services.	People, Performance and Technology

Objective 10.3

The City of Sydney is financially sustainable over the longer-term.

Code	Action	Deliverables	Responsible Area
10.3.1	Financial Planning	Undertake business case analysis to model the business and financial implications of all new major projects, programs and initiatives to ensure long term financial sustainability.	Chief Financial Office
10.3.2	Rates	Continue to proactively advocate for change in local government rating legislation and guidelines and seek innovations in order to improve equity amongst our ratepayers.	Chief Financial Office
10.3.3	Strategic Property Management	Continue to work with new Property Management Service provider to optimise revenue opportunities.	City Projects and Property
10.3.4	Fees and Charges	Progressively review the cost of delivering the City's major services to ensure appropriate fees and charges, and the level of council subsidy is identified.	Chief Financial Office
10.3.5	Procurement	Ensure best practice procurement and contract management focused on value for money, optimised minimised risk and improved sustainability.	Chief Financial Office

Objective 10.4

The City of Sydney makes a positive contribution to the governance of metropolitan Sydney.

Code	Action	Deliverables	Responsible Area
10.4.1	Governance Reform	Contribute to governance forums and reviews by SSROC and the Office of Local Government as well as participate in relevant state and federal government initiatives.	Legal and Governance
10.4.2	Policy Reform	Research, assess and make submissions on intergovernmental policy issues to NSW state and federal government where appropriate.	Office of the CEO

Objective 10.5

The community is engaged and active in shaping the future of the city.

Code	Action	Deliverables	Responsible Area
10.5.1	Community engagement	Deliver a high-value community engagement program, both face-to-face and online, to inform decision making, build capacity and develop a shared responsibility for actions with the community.	Chief Operations Office
		Deliver an engagement program to inform and collaborate with stakeholders to help progress the review of Sustainable Sydney 2030.	Chief Operations Office
		Undertake a comprehensive review of Sustainable Sydney 2030, engaging the community in setting the future direction for our city.	Chief Operations Office / City Engagement / City Development, Planning & Transport
10.5.2	Public access to information	Provide community information of new developments and/or changes in projects, programs and policies.	Office of the CEO
		Provide community access to relevant data through the City's open data portal.	People, Performance and Technology

Objective 10.6

Strategic partners and collaborators support the delivery of Sustainable Sydney 2030.

Code	Action	Deliverables	Responsible Area
10.6.1	Local and regional government partnerships	Strengthen local and regional partnerships through consultation, advocacy and knowledge exchange to facilitate improved decision making and outcomes for the community.	Office of the CEO
10.6.2	State and national partnerships	Strengthen state and national partnerships through consultation, advocacy and knowledge exchange to improve decision making and facilitate the achievement of shared objectives. Partnerships include Council of Capital City Lord Mayors and the Greater Sydney Commission.	Office of the CEO

Code	Action	Deliverables	Responsible Area
10.6.3	International partnerships	Utilise the international partnerships programs to facilitate knowledge exchange and ensure the City benefits from the best and most current knowledge and processes to improve outcomes for the community and the area, including C40 and Rockefeller 100 Resilient Cities.	Chief Operations Office/City Life

Performance Measures

Performance Measure		Unit	Target / Trend	Responsible Area
Accountability and transparency	GIPAA Formal Access Applications received	Number	-	People, Performance and Technology
	GIPAA Informal Access Applications received	Number	-	People, Performance and Technology
	Public Interest disclosures received	Number	-	Legal and Governance
Complaints processes	Complaints upheld regarding breaches of the code of conduct by City Councillors (measured annually)	Number	-	Legal and Governance
	Complaints regarding fraud or corruption by City staff upheld (measured annually)	Number	-	Legal and Governance
Workforce	Approved full time equivalent (FTE) establishment positions	Number	-	People, Performance and Technology
	Vacancy rate	%	-	People, Performance and Technology
	Lost time injuries	Number	↓	People, Performance and Technology
Customer service	Customer contacts via Online Business Services (OBS)	Number	-	People, Performance and Technology
	Customer contacts via Online Business Services (OBS) %	%	-	People, Performance and Technology
	Customer contacts by other channels (calls, counter)	Number	-	People, Performance and Technology

Performance Measure		Unit	Target / Trend	Responsible Area
	Customer contacts by other channels (calls, counter) %	%	-	People, Performance and Technology
	Calls answered within 30 seconds	%	70	People, Performance and Technology
	Calls completed at first contact	%	80	People, Performance and Technology
	Customer requests received	Number	-	People, Performance and Technology

5. Annual Budget & Financial Statements

City of Sydney

Income Statement

	\$'M	2019-20	2020-21	2021-22	2022-23	4 Year Total	2023-24	2024-25	2025-26	2026-27	2027-28	2028-29	10 Year Total
Income from Continuing Operations													
Rates & Annual Charges		355.8	364.9	374.3	383.9	1,479.0	393.8	403.9	414.2	424.8	435.7	446.9	3,998.4
Fees		119.8	121.4	124.4	127.4	493.0	130.5	134.0	137.6	141.3	145.2	149.1	1,330.6
Interest Income		13.7	10.6	8.8	11.6	44.7	13.2	12.8	11.6	10.3	8.8	7.7	109.0
Other Income		119.8	124.5	130.0	133.3	507.6	136.6	142.9	147.2	151.6	158.5	164.4	1,408.8
Grants and Contributions provided for Capital Purposes		68.0	59.4	55.2	39.4	222.0	38.7	42.0	41.7	39.7	40.0	40.0	464.0
Grants and Contributions provided for Operating Purposes		14.0	14.3	14.6	14.9	57.8	15.2	15.6	16.0	16.4	16.8	17.2	154.9
Total Income from Continuing Operations		691.1	695.2	707.3	710.5	2,804.0	728.0	751.2	768.2	784.1	804.9	825.2	7,465.7
Expenses from Continuing Operations													
Employee		252.9	256.3	261.3	269.1	1,039.6	277.8	286.0	295.5	304.3	314.8	326.0	2,844.2
Borrowing		0.0	0.0	0.0	0.0	0.0	0.0	0.0	0.0	0.0	0.0	0.0	0.0
Materials and Contracts		117.9	124.8	129.5	133.8	506.0	137.6	142.1	146.6	151.2	155.9	160.2	1,399.6
Depreciation Expense		107.5	112.0	115.5	116.8	451.8	118.0	121.3	121.8	123.4	123.9	127.4	1,187.7
Other Expenditure		135.6	136.6	138.9	142.4	553.5	143.2	148.8	151.6	155.9	160.4	166.7	1,479.9
Light Rail Contribution to NSW Government		2.3	0.2	0.0	0.0	2.5	0.0	0.0	0.0	0.0	0.0	0.0	2.5
Total Expenses from Continuing Operations		616.2	629.9	645.2	662.1	2,553.4	676.6	698.1	715.6	734.8	755.0	780.4	6,913.9
Net Operating Result for the Year		74.9	65.3	62.1	48.3	250.6	51.4	53.0	52.7	49.3	49.9	44.8	551.8
<i>Net Operating Result (excl Light Rail Contribution)</i>		<i>77.2</i>	<i>65.5</i>	<i>62.1</i>	<i>48.3</i>	<i>253.1</i>	<i>51.4</i>	<i>53.0</i>	<i>52.7</i>	<i>49.3</i>	<i>49.9</i>	<i>44.8</i>	<i>554.3</i>
Budgeted Income Statement													

The City's budgeted Income Statement (and future year projections) is prepared with regard to International Financial Reporting Standards (AIFRS) and the NSW Office of Local Government's Code of Accounting Practice and Financial Reporting. The formatting of the statement above reflects this approach.

A major non-cash item that may impact the City's financial results is the incremental increase / decrease arising from the annual market revaluation of the City's investment properties. The recognition of this valuation change will have no impact upon the budgeted funds available for the Council and is therefore excluded from the annual budget and future years' financial estimates.

The accounting treatment of the City's \$220M contribution to the NSW Governments Light Rail project (budgeted within the City's capital works program) is reflected as a separate line item in the statement below. The City's operating result is shown below both inclusive and exclusive of this item.

City of Sydney

Detailed Income and Expenditure

	\$'M	2019-20	2020-21	2021-22	2022-23	4 Year Total	2023-24	2024-25	2025-26	2026-27	2027-28	2028-29	10 Year Total
Operating Income													
Advertising Income		9.2	12.5	12.8	13.1	47.5	13.4	13.7	14.0	14.3	14.6	15.0	132.4
Annual Charges		56.3	58.0	59.7	61.4	235.5	63.2	65.1	67.0	68.9	70.9	73.0	643.6
Aquatic Facilities Income		1.1	0.5	0.5	0.5	2.5	0.5	0.5	0.5	0.6	0.6	0.6	5.8
Building & Development Application Income		6.1	6.2	6.4	6.6	25.3	6.7	6.9	7.1	7.3	7.6	7.8	68.8
Building Certificate		1.0	1.0	1.1	1.1	4.2	1.1	1.1	1.2	1.2	1.3	1.3	11.4
Child Care Fees		1.7	1.7	1.8	1.8	7.0	1.9	1.9	2.0	2.0	2.1	2.2	19.0
Commercial Properties		77.7	81.5	86.0	88.1	333.2	90.3	95.2	98.1	101.0	106.4	110.7	934.8
Enforcement Income		40.9	41.8	42.8	43.9	169.4	45.0	46.3	47.7	49.1	50.6	52.1	460.2
Grants and Contributions		14.0	14.3	14.6	14.9	57.8	15.2	15.6	16.0	16.4	16.8	17.2	154.9
Health Related Income		1.7	1.7	1.8	1.8	6.9	1.8	1.9	2.0	2.0	2.1	2.1	18.9
Library Income		0.2	0.2	0.2	0.2	0.8	0.2	0.2	0.2	0.2	0.2	0.2	2.1
Other Building Fees		9.2	9.4	9.6	9.9	38.1	10.1	10.4	10.7	11.0	11.4	11.7	103.5
Other Fees		5.8	5.9	6.1	6.2	24.1	6.4	6.6	6.8	7.0	7.2	7.4	65.5
Other Income		0.6	0.6	0.6	0.7	2.5	0.7	0.7	0.7	0.7	0.8	0.8	6.9
Parking Meter Income		39.4	39.8	40.6	41.4	161.2	42.2	43.1	44.0	44.8	45.7	46.6	427.7
Parking Station Income		10.2	10.5	10.8	11.1	42.7	11.5	11.8	12.2	12.5	12.9	13.3	116.9
Private Work Income		6.5	6.6	6.8	7.0	26.9	7.1	7.4	7.6	7.8	8.0	8.3	73.0
Rates - Business CBD		161.5	165.9	170.0	174.3	671.8	178.6	183.1	187.7	192.4	197.2	202.1	1,813.0
Rates - Business Other		66.0	67.4	69.1	70.8	273.2	72.5	74.4	76.2	78.1	80.1	82.1	736.6
Rates - Residential		71.9	73.7	75.5	77.4	298.5	79.4	81.3	83.3	85.4	87.5	89.7	805.2
Sponsorship Income		0.6	0.6	0.6	0.7	2.5	0.7	0.7	0.7	0.7	0.8	0.8	6.8
Venue/Facility Income		10.9	11.1	11.4	11.7	45.1	12.0	12.3	12.7	13.1	13.5	13.9	122.5
Work Zone		14.9	12.2	12.6	13.0	52.7	13.4	14.0	14.5	15.1	15.6	16.2	141.6
Value in Kind - Revenue		1.9	2.0	2.0	2.1	7.9	2.1	2.2	2.2	2.3	2.4	2.4	21.6
Total Operating Income		609.5	625.1	643.3	659.5	2,537.4	676.1	696.4	715.0	734.1	756.1	777.6	6,892.7
Operating Expenditure													
Salaries and Wages		205.4	207.5	211.0	217.3	841.3	224.3	231.8	239.5	247.6	256.2	265.5	2,306.2
Other Employee Related Costs		2.1	2.2	2.2	2.3	8.8	2.3	2.4	2.5	2.5	2.6	2.7	23.8
Employee Oncosts		6.7	7.0	7.2	7.5	28.5	7.8	8.2	8.5	8.8	9.1	9.5	80.4
Agency Contract Staff		9.2	9.4	9.7	9.9	38.3	10.2	10.5	10.8	11.1	11.5	11.8	104.1
Superannuation		22.2	23.0	23.7	24.5	93.4	25.4	25.1	26.0	25.7	26.6	27.5	249.8
Travelling		0.3	0.3	0.3	0.3	1.3	0.4	0.4	0.4	0.4	0.4	0.4	3.6
Workers Compensation Insurance		4.2	4.2	4.3	4.5	17.2	4.6	4.7	4.8	5.0	5.1	5.3	46.7
Fringe Benefit Tax		0.7	0.7	0.7	0.8	2.9	0.8	0.8	0.8	0.8	0.9	0.9	7.9
Training Costs (excluding salaries)		1.9	2.0	2.0	2.1	8.0	2.1	2.2	2.3	2.3	2.4	2.5	21.8
Salary Expense		252.9	256.3	261.3	269.1	1,039.6	277.8	286.0	295.5	304.3	314.8	326.0	2,844.2

City of Sydney
Detailed Income and Expenditure

	\$'M	2019-20	2020-21	2021-22	2022-23	4 Year Total	2023-24	2024-25	2025-26	2026-27	2027-28	2028-29	10 Year Total
Operating Expenditure (continued)													
Bad & Doubtful Debts		0.4	0.4	0.4	0.4	1.5	0.4	0.4	0.4	0.4	0.4	0.4	3.8
Consultancies		5.5	5.6	5.8	5.9	22.8	6.1	6.2	6.4	6.6	6.8	7.0	62.0
Enforcement & Infringement Costs		9.8	10.0	10.3	10.5	40.7	10.8	11.1	11.5	11.8	12.2	12.5	110.6
Event Related Expenditure		15.3	15.6	16.0	16.4	63.2	16.8	17.3	17.8	18.3	18.9	19.4	171.7
Expenditure Recovered		(8.3)	(5.3)	(5.4)	(5.6)	(24.6)	(5.7)	(5.9)	(6.1)	(6.2)	(6.4)	(6.6)	(61.6)
Facility Management		6.5	6.6	6.8	6.9	26.7	7.1	7.3	7.5	7.8	8.0	8.2	72.7
General Advertising		1.8	1.8	1.9	1.9	7.5	2.0	2.0	2.1	2.2	2.2	2.3	20.3
Governance		2.1	3.7	2.2	2.2	10.2	2.3	4.0	2.4	2.5	2.6	4.3	28.3
Government Authority Charges		6.8	7.0	7.1	7.3	28.2	7.5	7.7	8.0	8.2	8.4	8.7	76.7
Grants, Sponsorships and Donations		16.9	17.3	17.7	18.2	70.1	18.7	19.3	19.8	20.4	21.1	21.7	191.1
Infrastructure Maintenance		42.4	44.1	45.8	47.3	179.5	48.5	49.9	51.4	52.8	54.4	56.0	492.5
Insurance		3.2	3.3	3.3	3.4	13.2	3.6	3.7	3.8	3.9	4.0	4.1	36.2
IT Related Expenditure		13.1	13.4	13.7	14.1	54.3	14.4	14.8	15.3	15.8	16.2	16.7	147.6
Legal Fees		4.2	4.3	4.4	4.5	17.5	4.6	4.8	4.9	5.1	5.2	5.4	47.6
Operational Contingencies		5.5	3.5	3.5	3.5	16.0	3.5	3.5	3.5	3.5	3.5	3.5	37.0
Other Asset Maintenance		2.6	2.3	2.3	2.4	9.6	2.5	2.5	2.6	2.7	2.8	2.8	25.5
Other Operating Expenditure		12.9	12.1	12.4	12.7	50.0	10.3	10.6	10.9	11.2	11.6	11.9	116.5
Postage & Couriers		1.6	1.6	1.7	1.7	6.5	1.7	1.8	1.8	1.9	2.0	2.0	17.8
Printing & Stationery		2.2	2.3	2.3	2.4	9.2	2.4	2.5	2.6	2.7	2.7	2.8	24.9
Project Management & Other Project Costs		1.3	1.3	1.4	1.4	5.4	1.4	1.5	1.5	1.6	1.6	1.7	14.7
Property Related Expenditure		29.6	31.3	32.3	33.2	126.3	34.0	35.0	36.1	37.2	38.3	39.4	346.4
Service Contracts		18.1	19.1	20.4	21.7	79.4	22.8	23.9	25.1	26.3	27.3	28.0	232.6
Stores & Materials		5.3	5.4	5.6	5.7	22.0	5.9	6.0	6.2	6.4	6.6	6.8	59.9
Surveys & Studies		2.4	2.4	2.5	2.5	9.8	2.6	2.7	2.8	2.8	2.9	3.0	26.7
Telephone Charges		2.8	2.8	2.9	3.0	11.5	3.1	3.2	3.3	3.3	3.4	3.6	31.4
Utilities		12.6	13.0	13.3	13.7	52.6	14.1	14.5	15.0	15.4	15.9	16.4	144.0
Vehicle Maintenance		2.8	2.9	2.9	3.0	11.6	3.1	3.2	3.3	3.4	3.5	3.6	31.5
Waste Disposal Charges		22.1	22.7	23.4	24.1	92.3	24.8	25.6	26.4	27.1	28.0	28.8	253.0
Value in Kind - Expenditure		1.9	2.0	2.0	2.1	7.9	2.1	2.2	2.2	2.3	2.4	2.4	21.6
Expenditure		243.3	252.4	258.9	266.7	1,021.2	271.3	281.3	288.4	297.3	306.3	316.8	2,782.6
Total Operating Expenditure (Excl Depreciation)		496.1	508.7	520.2	535.8	2,060.8	549.1	567.3	584.0	601.6	621.1	642.9	5,626.9
Operating Result (Before Depreciation, Interest, Capital-Related Costs and Capital Income)		113.3	116.4	123.1	123.7	476.5	127.0	129.1	131.0	132.5	135.0	134.7	1,265.8

City of Sydney

Detailed Income and Expenditure

	\$'M	2019-20	2020-21	2021-22	2022-23	4 Year Total	2023-24	2024-25	2025-26	2026-27	2027-28	2028-29	10 Year Total
Operating Surplus/(Deficit)		113.3	116.4	123.1	123.7	476.5	127.0	129.1	131.0	132.5	135.0	134.7	1,265.8
Add Additional Income:													
Interest		13.7	10.6	8.8	11.6	44.7	13.2	12.8	11.6	10.3	8.8	7.7	109.0
Grants and Contributions provided for Capital Purposes		68.0	59.4	55.2	39.4	222.0	38.7	42.0	41.7	39.7	40.0	40.0	464.0
Less Additional Expenses:													
Capital Project Related Costs		10.3	9.0	9.5	9.5	38.3	9.5	9.5	9.8	9.8	10.0	10.1	96.9
Depreciation Expense		107.5	112.0	115.5	116.8	451.8	118.0	121.3	121.8	123.4	123.9	127.4	1,187.7
Light Rail Contribution to NSW Government		2.3	0.2	0.0	0.0	2.5	0.0	0.0	0.0	0.0	0.0	0.0	2.5
Net Operating Surplus/(Deficit)		74.9	65.3	62.1	48.3	250.6	51.4	53.0	52.7	49.3	49.9	44.8	551.8

City of Sydney
Operating Budget

Organisation Summary - Operating Result (Before Depreciation, Interest, Capital-Related Costs and Capital Income)

	2019/20			2020/21	2021/22	2022/23	4 Year Total		2023/24	2024/25	2025/26	2026/27	2027/28	2028/29	10 Year Total
	Income	Expenditure		Op Surplus / (Deficit)	Op Surplus / (Deficit)	Op Surplus / (Deficit)	Op Surplus / (Deficit)	Op Surplus / (Deficit)							
\$M															
Chief Operations Office	0.4	18.7	(18.3)	(17.9)	(18.0)	(18.7)	(72.9)	(19.3)	(20.0)	(20.8)	(21.5)	(22.3)	(23.1)	(23.1)	(200.0)
Chief Operations Office	0.4	2.2	(1.9)	(2.0)	(2.0)	(2.1)	(8.0)	(2.2)	(2.3)	(2.3)	(2.4)	(2.5)	(2.6)	(2.6)	(22.3)
Sustainability	0.0	2.2	(2.2)	(2.1)	(2.2)	(2.2)	(8.7)	(2.3)	(2.4)	(2.5)	(2.6)	(2.7)	(2.8)	(2.8)	(23.9)
Strategy and Urban Analytics	0.0	3.9	(3.9)	(3.8)	(3.9)	(4.0)	(15.6)	(4.2)	(4.3)	(4.5)	(4.6)	(4.8)	(5.0)	(5.0)	(42.9)
City Design	0.0	3.1	(3.1)	(3.0)	(3.1)	(3.2)	(12.4)	(3.3)	(3.4)	(3.6)	(3.7)	(3.8)	(3.9)	(3.9)	(34.1)
Green Square	0.0	0.8	(0.8)	(0.6)	(0.7)	(0.7)	(2.8)	(0.7)	(0.7)	(0.8)	(0.8)	(0.8)	(0.9)	(0.9)	(7.5)
City Transformation	0.0	0.7	(0.7)	(0.5)	(0.5)	(0.6)	(2.3)	(0.6)	(0.6)	(0.7)	(0.7)	(0.7)	(0.7)	(0.7)	(6.3)
Green Infrastructure	0.0	0.9	(0.9)	(0.9)	(0.5)	(0.5)	(2.8)	(0.6)	(0.6)	(0.6)	(0.7)	(0.7)	(0.8)	(0.8)	(6.8)
Project Management Office	0.0	0.3	(0.3)	(0.4)	(0.4)	(0.4)	(1.4)	(0.4)	(0.4)	(0.4)	(0.4)	(0.4)	(0.5)	(0.5)	(4.0)
Strategic Community Engagement	0.0	1.6	(1.6)	(1.6)	(1.6)	(1.7)	(6.5)	(1.8)	(1.8)	(1.9)	(1.9)	(2.0)	(2.1)	(2.1)	(18.0)
Indigenous Leadership and Engagement	0.1	1.1	(1.0)	(1.0)	(1.1)	(1.1)	(4.2)	(1.1)	(1.2)	(1.2)	(1.3)	(1.3)	(1.3)	(1.3)	(11.7)
City Conversations	0.0	2.0	(2.0)	(2.0)	(2.1)	(2.1)	(8.1)	(2.2)	(2.3)	(2.3)	(2.4)	(2.5)	(2.6)	(2.6)	(22.4)
City Life	13.8	81.0	(67.2)	(69.0)	(69.0)	(71.2)	(276.4)	(73.4)	(75.8)	(78.3)	(80.9)	(83.6)	(86.4)	(86.4)	(754.7)
Creative City	5.4	33.5	(28.1)	(29.4)	(30.3)	(31.2)	(119.1)	(32.2)	(33.2)	(34.3)	(35.4)	(36.6)	(37.8)	(37.8)	(328.6)
Grants and Sponsorship	0.1	17.9	(17.9)	(18.3)	(18.8)	(19.3)	(74.3)	(19.8)	(20.4)	(21.1)	(21.7)	(22.4)	(23.0)	(23.0)	(202.7)
Social Programs and Services	7.8	20.1	(12.3)	(12.1)	(10.5)	(10.9)	(45.8)	(11.3)	(11.7)	(12.2)	(12.6)	(13.1)	(13.7)	(13.7)	(120.4)
City Business & Safety	0.1	3.9	(3.8)	(3.9)	(4.0)	(4.1)	(15.7)	(4.2)	(4.4)	(4.5)	(4.7)	(4.8)	(5.0)	(5.0)	(43.3)
City Life Management	0.0	2.1	(2.1)	(2.2)	(2.2)	(2.3)	(8.8)	(2.4)	(2.5)	(2.5)	(2.6)	(2.7)	(2.8)	(2.8)	(24.3)
Sustainability Programs	0.5	3.5	(3.0)	(3.1)	(3.2)	(3.3)	(12.7)	(3.4)	(3.6)	(3.7)	(3.8)	(4.0)	(4.1)	(4.1)	(35.3)
Chief Executive Office	0.1	19.4	(19.3)	(19.8)	(20.4)	(21.0)	(80.5)	(21.6)	(22.3)	(23.1)	(23.9)	(24.7)	(25.5)	(25.5)	(221.5)
Office of the Lord Mayor	0.0	3.7	(3.7)	(3.9)	(4.0)	(4.1)	(15.7)	(4.3)	(4.4)	(4.5)	(4.7)	(4.9)	(5.0)	(5.0)	(43.5)
Chief Executive Office	0.0	1.5	(1.5)	(1.6)	(1.6)	(1.7)	(6.4)	(1.7)	(1.8)	(1.9)	(1.9)	(2.0)	(2.0)	(2.0)	(17.8)
Engagement	0.0	5.7	(5.7)	(5.8)	(6.0)	(6.2)	(23.7)	(6.4)	(6.6)	(6.8)	(7.1)	(7.3)	(7.6)	(7.6)	(65.5)
Secretariat	0.0	1.1	(1.1)	(1.0)	(1.0)	(1.1)	(4.2)	(1.1)	(1.2)	(1.2)	(1.2)	(1.3)	(1.3)	(1.3)	(11.5)
Councillor Support	0.0	2.2	(2.2)	(2.2)	(2.3)	(2.4)	(9.0)	(2.4)	(2.5)	(2.6)	(2.7)	(2.7)	(2.8)	(2.8)	(24.8)
Marketing	0.1	5.3	(5.1)	(5.3)	(5.5)	(5.6)	(21.4)	(5.7)	(5.9)	(6.1)	(6.3)	(6.5)	(6.7)	(6.7)	(58.5)
City Projects and Property	78.0	62.4	15.5	15.8	18.1	18.3	67.7	18.5	21.2	21.7	22.3	25.2	27.0	27.0	203.7
City Property	78.0	53.2	24.8	25.2	27.8	28.3	106.1	28.9	32.0	32.9	33.9	37.2	39.5	39.5	310.5
CPP - Infrastructure Delivery	0.0	0.8	(0.8)	(0.7)	(0.7)	(0.7)	(3.0)	(0.8)	(0.8)	(0.9)	(0.9)	(0.9)	(1.0)	(1.0)	(8.2)
CPP - Development and Strategy	0.0	3.3	(3.3)	(3.4)	(3.5)	(3.6)	(13.7)	(3.7)	(3.8)	(3.9)	(4.0)	(4.2)	(4.3)	(4.3)	(37.5)
CPP - Professional Services	0.0	5.1	(5.1)	(5.3)	(5.5)	(5.7)	(21.7)	(6.0)	(6.2)	(6.4)	(6.6)	(6.9)	(7.1)	(7.1)	(61.0)
City Planning Development and Transport	18.0	44.4	(26.4)	(27.3)	(28.2)	(29.3)	(111.2)	(30.5)	(31.6)	(32.7)	(34.0)	(35.2)	(36.5)	(36.5)	(311.6)
Health & Building	2.5	15.2	(12.7)	(13.1)	(13.5)	(14.0)	(53.3)	(14.5)	(15.0)	(15.6)	(16.1)	(16.7)	(17.3)	(17.3)	(148.5)
Planning Assessments	6.0	14.7	(8.7)	(8.9)	(9.2)	(9.5)	(36.2)	(9.9)	(10.3)	(10.7)	(11.1)	(11.5)	(11.9)	(11.9)	(101.5)
Strategic Planning and Urban Design	0.6	7.2	(6.6)	(6.8)	(7.0)	(7.3)	(27.7)	(7.5)	(7.8)	(8.0)	(8.3)	(8.6)	(8.9)	(8.9)	(76.8)
City Access	0.2	4.7	(4.5)	(4.6)	(4.8)	(4.9)	(18.8)	(5.1)	(5.2)	(5.4)	(5.6)	(5.7)	(5.9)	(5.9)	(51.7)
Construction & Building Certification Services	8.7	2.6	6.1	6.1	6.3	6.4	24.9	6.5	6.7	6.9	7.1	7.3	7.5	7.5	66.9

City of Sydney

Operating Budget

Organisation Summary - Operating Result (Before Depreciation, Interest, Capital-Related Costs and Capital Income)

	2019/20		2020/21	2021/22	2022/23	4 Year Total		2023/24	2024/25	2025/26	2026/27	2027/28	2028/29	10 Year Total
	Income	Expenditure				Op Surplus / (Deficit)	Op Surplus / (Deficit)							
	\$M													
Chief Executive Office	0.1	19.4	(19.3)	(19.8)	(20.4)	(21.0)	(80.5)	(21.6)	(22.3)	(23.1)	(23.9)	(24.7)	(25.5)	(221.5)
Office of the Lord Mayor	0.0	3.7	(3.7)	(3.9)	(4.0)	(4.1)	(15.7)	(4.3)	(4.4)	(4.5)	(4.7)	(4.9)	(5.0)	(43.5)
Chief Executive Office	0.0	1.5	(1.5)	(1.6)	(1.6)	(1.7)	(6.4)	(1.7)	(1.8)	(1.9)	(1.9)	(2.0)	(2.0)	(17.8)
Engagement	0.0	5.7	(5.7)	(5.8)	(6.0)	(6.2)	(23.7)	(6.4)	(6.6)	(6.8)	(7.1)	(7.3)	(7.6)	(65.5)
Secretariat	0.0	1.1	(1.1)	(1.0)	(1.0)	(1.1)	(4.2)	(1.1)	(1.2)	(1.2)	(1.2)	(1.3)	(1.3)	(11.5)
Councillor Support	0.0	2.2	(2.2)	(2.2)	(2.3)	(2.4)	(9.0)	(2.4)	(2.5)	(2.6)	(2.7)	(2.7)	(2.8)	(24.8)
Marketing	0.1	5.3	(5.1)	(5.3)	(5.5)	(5.6)	(21.4)	(5.7)	(5.9)	(6.1)	(6.3)	(6.5)	(6.7)	(58.5)
People Performance and Technology	2.4	43.0	(40.6)	(41.5)	(42.7)	(43.9)	(168.7)	(45.2)	(46.7)	(48.2)	(49.8)	(51.5)	(53.2)	(463.3)
Customer Service	2.3	6.6	(4.3)	(4.3)	(4.4)	(4.5)	(17.5)	(4.6)	(4.7)	(4.8)	(5.0)	(5.2)	(5.4)	(47.3)
Workforce Services	0.0	10.8	(10.8)	(11.1)	(11.5)	(11.8)	(45.2)	(12.2)	(12.6)	(13.0)	(13.4)	(13.9)	(14.3)	(124.6)
Technology and Digital Services	0.0	16.7	(16.7)	(17.2)	(17.6)	(18.2)	(69.7)	(18.7)	(19.3)	(19.9)	(20.6)	(21.2)	(21.9)	(191.3)
Data and Information Management Services	0.0	7.4	(7.4)	(7.5)	(7.7)	(8.0)	(30.6)	(8.2)	(8.5)	(8.8)	(9.1)	(9.4)	(9.7)	(84.5)
Business and Service Improvement	0.0	1.1	(1.1)	(1.1)	(1.1)	(1.2)	(4.4)	(1.2)	(1.2)	(1.3)	(1.3)	(1.4)	(1.4)	(12.2)
Internal Office Services	0.0	0.3	(0.3)	(0.3)	(0.3)	(0.3)	(1.2)	(0.3)	(0.3)	(0.4)	(0.4)	(0.4)	(0.4)	(3.4)
Chief Financial Office	0.4	9.4	(9.0)	(9.2)	(9.4)	(9.5)	(37.1)	(9.8)	(10.2)	(10.5)	(10.9)	(11.3)	(11.7)	(101.6)
Legal and Governance	1.1	13.9	(12.8)	(14.7)	(13.5)	(13.9)	(55.0)	(14.4)	(16.4)	(15.3)	(15.8)	(16.3)	(18.5)	(151.7)
Corporate Costs	353.1	5.7	347.3	360.0	369.2	378.7	1,455.2	388.4	399.5	409.8	421.5	432.4	443.8	3,950.6
Council	609.5	496.1	113.3	116.4	123.1	123.7	476.5	127.0	129.1	131.0	132.5	135.0	134.7	1,265.8

City of Sydney

Summary of Income and Expenditure by Principal Activity

Council has adopted the Strategic Directions from the Sustainable Sydney 2030 vision as its Principal Activities for this Delivery Program. A number of Principal Activities are largely of an advocacy and facilitation role for the City (such as Housing for a Diverse Population) and not one of direct service provision. As a result, the proposed budget does not reflect substantial operational costs (particularly salaries expenditure) incurred indirectly in delivering this Principal Activity. The Principal Activity for *A City for Walking and Cycling*, for example, will be largely achieved via capital works for infrastructure and reflects minimal operational expenditure.

The summary of income and expenditure by Principal Activity below includes both the proposed operational budgets and the capital works program (for 2019/20) to better reflect the allocation of Council funds towards these major directions.

	2019/20			Capital	2020/21	2021/22	2022/23	2023/24	2024/25	2025/26	2026/27	2027/28	2028/29
	Income	Expenditure	Net Surplus/ (Deficit)										
A globally competitive and innovative city	41.2	56.4	(15.2)	0.0	(12.6)	(13.1)	(13.7)	(14.3)	(14.9)	(15.4)	(16.1)	(16.7)	(17.4)
A leading environmental performer	3.1	78.6	(75.5)	21.8	(77.2)	(79.1)	(81.5)	(84.0)	(86.7)	(89.5)	(92.4)	(95.3)	(98.4)
Integrated transport for a connected city	86.6	54.7	31.9	32.9	31.6	31.8	32.0	35.2	35.7	36.1	36.7	37.2	37.5
A city for walking and cycling	0.0	1.7	(1.7)	22.4	(1.8)	(1.8)	(1.9)	(1.9)	(2.0)	(2.0)	(2.1)	(2.2)	(2.2)
A lively and engaging city centre	0.0	0.9	(0.9)	1.3	(0.9)	(0.9)	(0.9)	(1.0)	(1.0)	(1.0)	(1.1)	(1.1)	(1.1)
Resilient and inclusive local communities	17.4	99.2	(81.8)	100.5	(70.0)	(68.0)	(84.3)	(89.1)	(92.0)	(95.1)	(98.2)	(101.2)	(104.7)
A cultural and creative city	3.2	8.5	(5.2)	6.6	(5.3)	(5.4)	(5.6)	(5.8)	(6.1)	(6.3)	(6.5)	(6.7)	(7.0)
Housing for a diverse community	0.0	2.4	(2.4)	0.0	(4.0)	(4.0)	(4.1)	(2.7)	(2.8)	(2.8)	(2.9)	(3.0)	(3.1)
Sustainable development, renewal and design	83.9	43.2	40.7	0.0	14.1	10.1	9.0	7.9	6.9	6.7	5.6	4.4	3.1
Implementation through effective governance and partnerships	455.7	270.7	185.0	12.4	191.4	192.6	199.2	207.0	215.8	222.1	226.3	234.7	238.1
Total Council	691.1	616.2	74.9	198.0	65.3	62.1	48.3	51.4	53.0	52.7	49.3	49.9	44.8

City of Sydney

Capital Works Expenditure Summary

The City's Capital Works Program is built around a number of significant projects that will expand and/or significantly upgrade the provision of infrastructure and facilities for the community, and Capital Programs that underpin key asset groups such as public domain, roads, footways, pools, open space and community facilities. The proposed program will enable the commencement and completion of many identified priorities and progress a number of Sustainable Sydney 2030 projects. The program prepared is in line with the agreed long term financial parameters and represents the City's capacity to deliver the program each year and expenditure provisions for significant projects which may be delivered by third parties.

\$'M	Prior Years Total	2019/20	2020/21	2021/22	2022/23	4 Years Total	2023/24	2024/25	2025/26	2026/27	2027/28	2028/29	10 Year Total	Total Project Budget
Significant Projects (>\$20M)														
Barangaroo Integration and Harbour Village North	5.6	0.1	0.7	0.5	2.0	3.3	5.2	6.3	5.0	1.0			20.8	26.4
Childcare Centres	18.5	0.5		8.0		8.5			4.5	6.0	2.3		21.3	39.9
Chinatown Public Domain	8.0	1.2	1.2	5.8	1.0	9.3	0.8	2.0	1.9	0.9			14.9	22.8
Erskineville Trunk Drainage	0.7	1.5	1.8			3.3							3.3	4.0
Green Infrastructure	34.8	9.1	5.2	2.8	3.2	20.3	3.2	2.1	2.1	2.3			30.1	64.9
Green Square Aquatic Centre and Gunyama Park	52.9	45.8	0.1			45.9		4.4					50.3	103.3
Green Square Community Facilities and Open Space	41.5	7.0	32.9	15.0	5.0	59.9							59.9	101.4
Green Square Library and Plaza	57.5	0.6				0.6							0.6	58.2
Green Square Streets and Drainage	137.9	31.2	55.0	25.4	4.0	115.6	6.1						121.7	259.6
Johnstons Canal Master Plan & Harold Park Works	18.7	3.9	3.9			7.8							7.8	26.5
Light Rail – CBD to South East	217.5	2.3	0.2			2.5							2.5	220.0
Major Depots	35.1	0.5				0.5							0.5	35.6
Significant Projects Total	628.6	103.9	101.1	57.5	15.2	277.6	15.3	14.9	13.6	10.2	2.3	0.0	333.9	962.5

City of Sydney
Capital Works Expenditure Summary - continued

\$'M	Prior Years Total	2019/20	2020/21	2021/22	2022/23	4 Years Total	2023/24	2024/25	2025/26	2026/27	2027/28	2028/29	10 Year Total	Total Project Budget
Capital Programs														
Asset Enhancement														
Bicycle Related Works	26.4	9.6	17.1	18.6	7.5	52.8	6.9	5.6	10.4	8.8	7.2	7.6	99.2	125.6
Community, Cultural and Recreation Property Related Projects	40.8	2.8	6.9	9.9	12.5	32.1	0.9	11.0	11.5	13.0	13.5	13.0	95.0	135.8
Corporate and Investment Property Related Projects	14.6	0.9	1.1	0.5		2.5							2.5	17.0
Open Space & Parks	39.1	12.6	31.0	10.8	9.2	63.7	12.4	18.3	13.8	14.2	10.8	10.0	143.1	182.1
Public Art LGA	9.7	3.6	3.7	0.6	0.2	8.0	0.2						8.2	17.9
Public Domain	1.6	5.5	8.4	10.1	10.7	34.7	9.3	8.9	4.8	6.3	16.7	19.1	99.8	101.4
Stormwater Drainage	3.5	1.0	7.9	20.1	4.5	33.5	9.0		2.0	2.0	2.0	2.0	50.5	53.9
Rolling Programs (Asset Renewal)														
Community, Cultural and Recreation Property Related Projects		7.8	11.2	5.4	8.5	32.9	11.0	11.8	11.8	13.1	11.8	12.8	105.2	105.2
Corporate and Investment Property Related Projects		7.8	21.3	24.5	19.1	72.8	16.1	16.1	14.7	14.8	14.5	14.5	163.5	163.5
Infrastructure - Roads Bridges Footways		14.8	11.0	10.5	12.3	48.6	14.9	15.9	16.3	17.6	18.2	18.2	149.7	149.7
Open Space & Parks		11.4	20.9	17.6	19.5	69.3	21.6	19.5	19.6	19.6	19.6	19.6	188.7	188.7
Public Art LGA		1.1	1.1	0.9	0.8	4.0	0.9	0.8	0.9	0.8	0.8	0.9	9.2	9.2
Public Domain		12.2	18.7	20.4	17.1	68.4	18.3	10.3	11.5	9.4	9.3	9.3	136.5	136.5
Stormwater Drainage		1.5	2.7	2.0	3.5	9.6	3.5	4.5	4.5	5.0	5.0	5.0	37.1	37.1
Programs Total	135.6	92.5	163.0	151.8	125.3	532.7	124.8	122.7	121.8	124.6	129.4	131.9	1,288.0	1,423.6
TOTAL CAPITAL WORKS														
	764.2	196.4	264.1	209.3	140.6	810.3	140.1	137.5	135.4	134.8	131.7	131.9	1,621.9	2,386.1
Contingency														
Capital Contingency		5.0				5.0							5.0	5.0
Total Contingency		5.0	0.0	0.0	0.0	5.0	0.0	0.0	0.0	0.0	0.0	0.0	5.0	5.0

City of Sydney
Balance Sheet

	\$'M	2019/20	2020/21	2021/22	2022/23	2023/24	2024/25	2025/26	2026/27	2027/28	2028/29
ASSETS											
Current Assets											
Cash and Investments		396.7	295.3	272.7	427.3	376.3	343.0	307.3	267.5	220.2	202.2
Receivables		105.5	106.1	107.0	107.6	108.2	109.2	110.0	110.8	111.9	112.9
Prepayments		4.2	4.2	4.2	4.2	4.2	4.2	4.2	4.2	4.2	4.2
Inventory		0.5	0.5	0.5	0.5	0.5	0.5	0.5	0.5	0.5	0.5
Current Assets Total		506.9	406.1	384.3	539.6	489.3	456.9	422.0	383.1	336.8	319.8
Non-Current Assets											
Capital Works, Infrastructure, Investment Properties and P&A		11,788.0	11,968.4	12,046.2	11,931.9	12,038.0	12,128.2	12,220.8	12,314.3	12,416.1	12,484.6
Non Current Assets		11,788.0	11,968.4	12,046.2	11,931.9	12,038.0	12,128.2	12,220.8	12,314.3	12,416.1	12,484.6
Total Assets		12,294.9	12,374.5	12,430.5	12,471.5	12,527.3	12,585.2	12,642.8	12,697.3	12,752.8	12,804.3
LIABILITIES											
Current Liabilities											
Payables		120.6	134.9	128.9	121.5	125.9	130.8	135.7	140.9	146.5	153.2
Provisions		72.9	72.9	72.9	72.9	72.9	72.9	72.9	72.9	72.9	72.9
Current Liabilities Total		193.6	207.9	201.8	194.4	198.8	203.7	208.7	213.9	219.5	226.1
Non-Current Liabilities											
Provisions		18.1	18.1	18.1	18.1	18.1	18.1	18.1	18.1	18.1	18.1
Non-Current Liabilities Total		18.1	18.1	18.1	18.1	18.1	18.1	18.1	18.1	18.1	18.1
Total Liabilities		211.7	226.0	219.9	212.6	216.9	221.8	226.8	232.0	237.6	244.2
Net Assets		12,083.2	12,148.5	12,210.6	12,258.9	12,310.3	12,363.4	12,416.0	12,465.4	12,515.3	12,560.1
EQUITY											
Equity		12,083.2	12,148.5	12,210.6	12,258.9	12,310.3	12,363.4	12,416.0	12,465.4	12,515.3	12,560.1

City of Sydney
Cash Flow Forecast

\$M	2019/20	2020/21	2021/22	2022/23	2023/24	2024/25	2025/26	2026/27	2027/28	2028/29
Revenue:										
Rates and Annual Charges	355.8	364.9	374.3	383.9	393.8	403.9	414.2	424.8	435.7	446.9
Other Operating Income	251.7	258.2	267.0	273.5	280.2	290.3	298.5	307.0	318.0	328.2
Operating Income	607.5	623.2	641.3	657.4	674.0	694.2	712.8	731.8	753.8	775.1
Expenses:										
Salary & Wages Expenditure	252.9	256.3	261.3	269.1	277.8	286.0	295.5	304.3	314.8	326.0
Other Operating Expenditure	241.3	250.5	256.9	264.6	269.1	279.2	286.2	295.0	303.9	314.4
Operating Expenditure	494.2	506.8	518.2	533.7	547.0	565.1	581.7	599.3	618.8	640.4
Operating Surplus	113.3	116.4	123.1	123.7	127.0	129.1	131.0	132.5	135.0	134.7
Other Non Operating:										
Interest income	13.7	10.6	8.8	11.6	13.2	12.8	11.6	10.3	8.8	7.7
Light Rail Contribution to NSW Government	(2.3)	(0.2)	0.0	0.0	0.0	0.0	0.0	0.0	0.0	0.0
Capital Related Project Expenses	(10.3)	(9.0)	(9.5)	(9.5)	(9.5)	(9.5)	(9.8)	(9.8)	(10.0)	(10.1)
Depreciation	(107.5)	(112.0)	(115.5)	(116.8)	(118.0)	(121.3)	(121.8)	(123.4)	(123.9)	(127.4)
Capital Grants and Contributions	68.0	59.4	55.2	39.4	38.7	42.0	41.7	39.7	40.0	40.0
Net Surplus	74.9	65.3	62.1	48.3	51.4	53.0	52.7	49.3	49.9	44.8
Add Back :										
Depreciation	107.5	112.0	115.5	116.8	118.0	121.3	121.8	123.4	123.9	127.4
Non-Cash Asset Adjustments	(7.2)	2.0	2.0	2.0	2.0	2.0	2.0	2.0	2.0	2.0
Cash Surplus before Capital Expenditure	175.2	179.3	179.6	167.2	171.4	176.3	176.5	174.7	175.8	174.3
Capital Expenditure										
Capital Works - excluding Light Rail Contribution	(199.1)	(263.9)	(209.3)	(140.6)	(140.1)	(137.5)	(135.4)	(134.8)	(131.7)	(131.9)
Plant and Asset Acquisitions/ICT Projects	(30.8)	(30.0)	(26.0)	(26.0)	(26.0)	(26.0)	(26.0)	(26.0)	(26.0)	(26.0)
Property (Acquisitions)/Divestments	(139.5)	(0.5)	40.0	162.0	(60.0)	(50.0)	(55.0)	(58.0)	(70.0)	(40.0)
Total Capital Expenditure	(369.4)	(294.4)	(195.3)	(4.6)	(226.1)	(213.5)	(216.4)	(218.8)	(227.7)	(197.9)
Net Receivables/Payables Movement	17.0	13.7	(6.9)	(8.0)	3.7	3.9	4.2	4.4	4.5	5.7
Cash Surplus / (Deficit)	(177.2)	(101.4)	(22.6)	154.6	(51.0)	(33.3)	(35.7)	(39.7)	(47.4)	(18.0)
Total Cash at Beginning of Period	574.0	396.7	295.3	272.7	427.3	376.3	343.0	307.3	267.5	220.2
Cash Surplus/ (Deficit)	(177.2)	(101.4)	(22.6)	154.6	(51.0)	(33.3)	(35.7)	(39.7)	(47.4)	(18.0)
Total Cash at End of Period	396.7	295.3	272.7	427.3	376.3	343.0	307.3	267.5	220.2	202.2

City of Sydney

Asset Replacement and Sales (including Information Services - Capital Projects)

Council holds assets to ensure its financial viability, for commercial and strategic reasons, and to meet the needs of its operations.

Depreciating assets, such as plant, equipment and vehicles, held for Council's operations are changed or replaced in line with Council's current needs and the operational life of the asset. The City replaces its light fleet every two years or 40,000km excluding utility vehicles which are replaced every three years or 60,000km. The City also adopts a replacement program to renew its Personal Computer assets on an average three-yearly cycle.

The City has a program of upgrades and enhancements to information systems. These can include installation and configuration of 3rd party software and development of new in-house solutions.

Where these system developments are deemed to have an enduring benefit to the City, the costs of the project are capitalised as assets within the Fixed Asset Register, and amortised over an appropriate useful life. Capitalisation of costs is consistent with the City's *IPPE Asset Recognition and Capitalisation Policy*.

Summary of Expenditure - 2019-20

	2019-20		
	Acquisitions	Sales	Net Budget
	\$M		
Books & Library Resources	1.5	0.0	1.5
Information Technology (Equipment)	1.8	0.0	1.8
Technology and Digital Services - Capital Projects	16.8	0.0	16.8
Vehicles and Plant	6.3	(1.2)	5.1
Equipment, Furniture & Fittings and Miscellaneous	5.6	0.0	5.6
Total	32.0	(1.2)	30.8

Statement of Business or Commercial Activities

The City of Sydney expects to continue with Parking Stations as a Category 1 business activity. These commercial activities provide an additional source of funding that enables the Council to continue to provide enhanced services and infrastructure delivery without placing additional burden on the City's ratepayers.

Revenue Policy - Charges for Works Carried out on Private Land

Council does not generally carry out works on private land, however if Council were required to undertake such works (e.g. the construction of a private road), then the works would be charged at the appropriate commercial rate.

OFFICE OF LOCAL GOVERNMENT PERFORMANCE MEASURES - PROJECTIONS

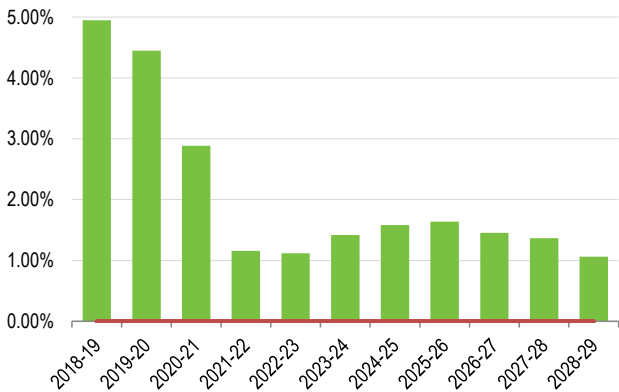
The City's performance in respect of the mandated Office of Local Government Performance measures is detailed below. The charts demonstrate performance trends on the basis of forward projections contained in the Long Term Financial Plan, and estimates related to future asset maintenance and renewal requirements (per the Asset Management Plan) and infrastructure backlog.

The formulas used in the calculations, as provided by the NSW Office of Local Government, are also included.

The graphs plot the 3-year average performance for each year shown (with the exception of the Infrastructure Backlog Ratio and the Real Operating Expenditure per Capita, shown as 'snapshot' performance). E.g. 2019/20 will show average performance for the 3 years to 2019/20 (2017/18, 2018/19, 2019/20).

Sustainability

Operating Performance Ratio



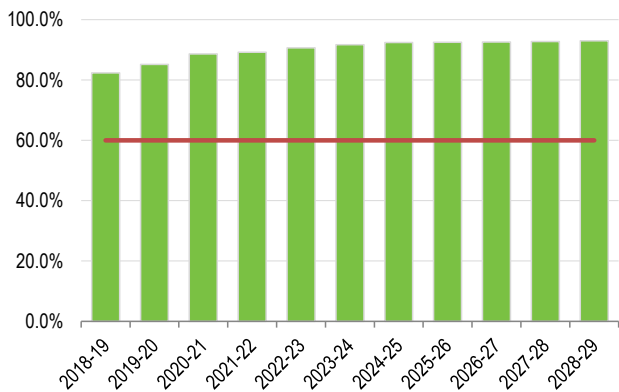
$$\frac{\text{Operating Revenue (excl Capital Grants \& Contributions)}}{\text{less Operating Expenses}}$$

$$\text{Operating Revenue (excl Capital Grants \& Contributions)}$$

Operating Performance is projected to exceed benchmark over the life of the Long Term Financial Plan. However, the projected reduction in performance is indicative of the increasing cost pressures faced by the City in delivering services to a rapidly growing population.

Estimates relating to increased operating expenditure required to service urban renewal areas (including Green Square and Barangaroo) are reflected in forward projections, and contribute to a decline in operating performance. In later years, the softening of rates growth and the continued increase of depreciation expense (related to new capital works) contribute to put pressure on the Operating Result.

Own Source Revenue



$$\frac{\text{Total continuing operating revenue less all grants and contributions}}{\text{Total Operating Revenue}}$$

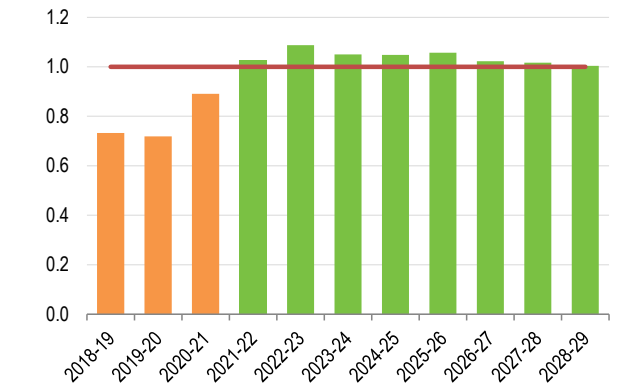
$$\text{(inclusive of Capital Grants and Contributions)}$$

The City's Own Source Operating Revenue is already well above the required benchmark level and is forecast to continue to grow as a proportion of total operating revenue.

As detailed in the Long Term Financial Plan document, minor incremental growth in the City's rates base and the expected continuation of the "cap" on developer contributions per new dwelling will result in capital income representing a declining proportion of the City's income base, reflected in the gradual increase in the Own Source Revenue ratio.

The ratio may be impacted by higher-than-expected capital income receipts

Building and Infrastructure Asset Renewal Ratio



$$\frac{\text{Actual Asset Renewals}}{\text{Required Renewal* of Building and Infrastructure Assets}}$$

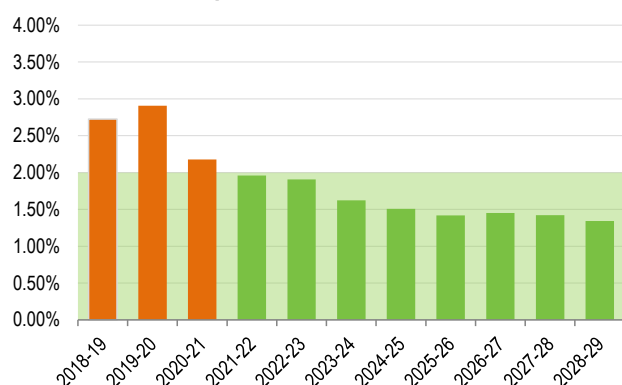
$$\text{Required Renewal* of Building and Infrastructure Assets}$$

Rather than utilise depreciation expense as an arbitrary proxy for required levels of asset renewal, the required renewal of building and infrastructure assets is instead sourced from the Asset Management Plan in the City's Integrated Planning and Reporting documents.

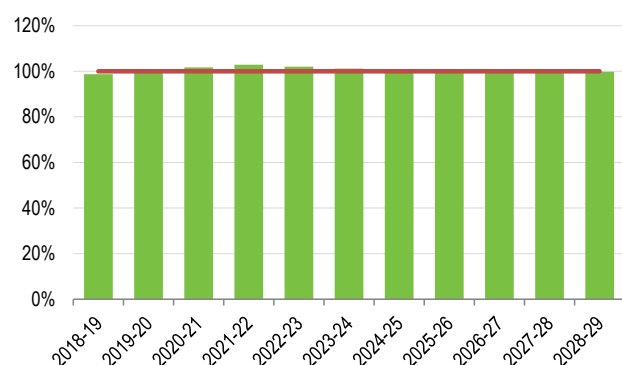
The performance of this ratio returns to a result on or above benchmark, with earlier years' performance temporarily impacted as the City's financial and delivery capacity is focused on the provision of required infrastructure in the broader Green Square urban renewal area, as well as integration with Barangaroo and significant cycling infrastructure works.

Infrastructure and Service Management

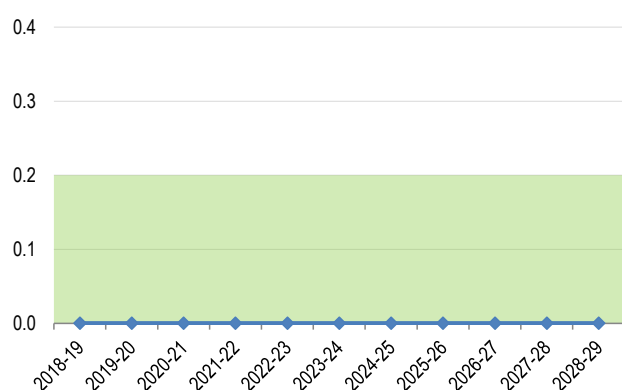
Infrastructure Backlog Ratio



Asset Maintenance Ratio

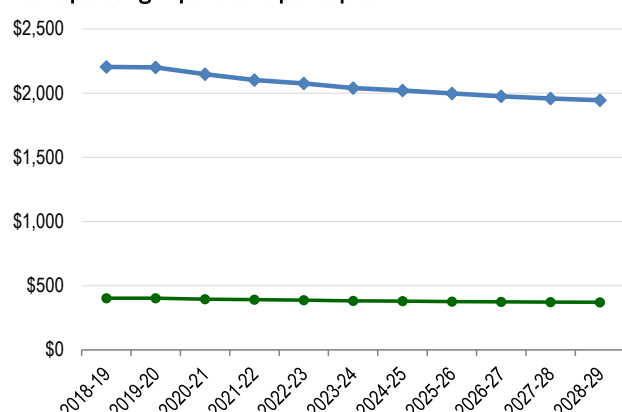


Debt Service Ratio



Efficiency

Real Operating Expenditure per capita



Estimated Costs to Bring Assets to a Satisfactory Standard

Written Down Value of Infrastructure

(incl roads and drainage assets), **Building, Other Structures** and **Depreciable Land Improvements Assets**

The City holds the view that the vast majority of its buildings and infrastructure are currently maintained at or above a "satisfactory standard". The identified infrastructure backlog is subject to ongoing review, to ensure that backlog levels reported are reflective of those assets deemed to be at less than "satisfactory standard".

The City's projected Infrastructure Backlog ratio is subject to future assessments of asset condition, and therefore difficult to predict. However, the ratio result is expected to improve as targeted renewal works (per the City's asset management plans) are completed. Condition assessments of assets are also completed periodically, in order to better prioritise capital works.

Actual Asset Maintenance

Required Asset Maintenance

In line with the City's Asset Management Plan, asset maintenance is forecast to meet or exceed benchmark over the life of the plan.

Extended periods of asset maintenance exceeding the required levels would represent over servicing. Whilst gross expenditure on asset maintenance will continue to grow over time, so to will the "required" level of annual maintenance, as the City's asset base continues to grow.

Over the longer term, increases to asset maintenance expenditure will continue to be 'matched' to growth in the City's asset base.

Principal Repayments (from Statement of Cash Flows) *plus* Borrowing Interest Costs (from the income statement)

Operating Results before Interest and Depreciation (EBITDA)

Historically strong financial management has alleviated the need for the City to borrow funds, and the Long Term Financial Plan projects that this trend will continue over the next 10 years.

In addition to cash and investment reserves accumulated over a period of 15 years, the City has access to considerable capital income (in the form of developer contributions and interest on cash and investments) that will facilitate the delivery of new capital projects without the use of borrowings.

Should funding circumstances change, the City will review the appropriateness of debt financing accordingly.

Real Operating Expenditure

Residential Population of Local Government Area

A declining trend over time is in line with OLG requirements, and reflects the City's commitment to targeting efficiencies in service delivery.

Whilst gross Operating Expenditure is forecast to increase over time, the residential population of the LGA is projected to grow more rapidly, representing a declining level of Real Operating Expenditure per capita. Service levels are reviewed as part of the Integrated Planning and Reporting process, and will reflect ratepayer priorities within tight budgetary controls.

Note that the green line reflects the inclusion of **all users** of the City, currently over 1.2M per day

Rating & Revenue Policy Statement

The City has adopted the 2.7% general rate increase set by the Independent Pricing and Regulatory Tribunal (rounded by IPART).

The proposed rating structure has one ordinary rate for all residential properties, one business sub-category rate for the CBD and a business ordinary rate, with minimum rates in each category to ensure that all ratepayers make a minimum contribution to the City.

The City has determined the following residential and business categories and sub-category of rateable land for the 2019/20 year:

Residential

Residential Rate - Ordinary

Business

Business Rate – Ordinary

Business Rate - Central Business District (CBD)

The boundaries of the business sub-category is shown on the plan located within this document.

The City will continue to investigate its rating models during 2019/20, and invite community feedback, to consider options to improve the fair and equitable distribution of the rates burden for all of our ratepayers.

In a high density local government area with population increases, NSW Government housing targets and steady increases forecast to continue, the City is looking closely at its rating path and the best way to equitably align its rating structure to service this growth. High volumes of apartment living puts additional demands on the City's services, facilities and infrastructure, however the relatively low additional income that arises from the minimum rates attributable to these additional apartments fails to provide appropriate financial support

to offset the rising costs of servicing our growing community.

The proposed rating structure for 2019/20 is set out in the following table:

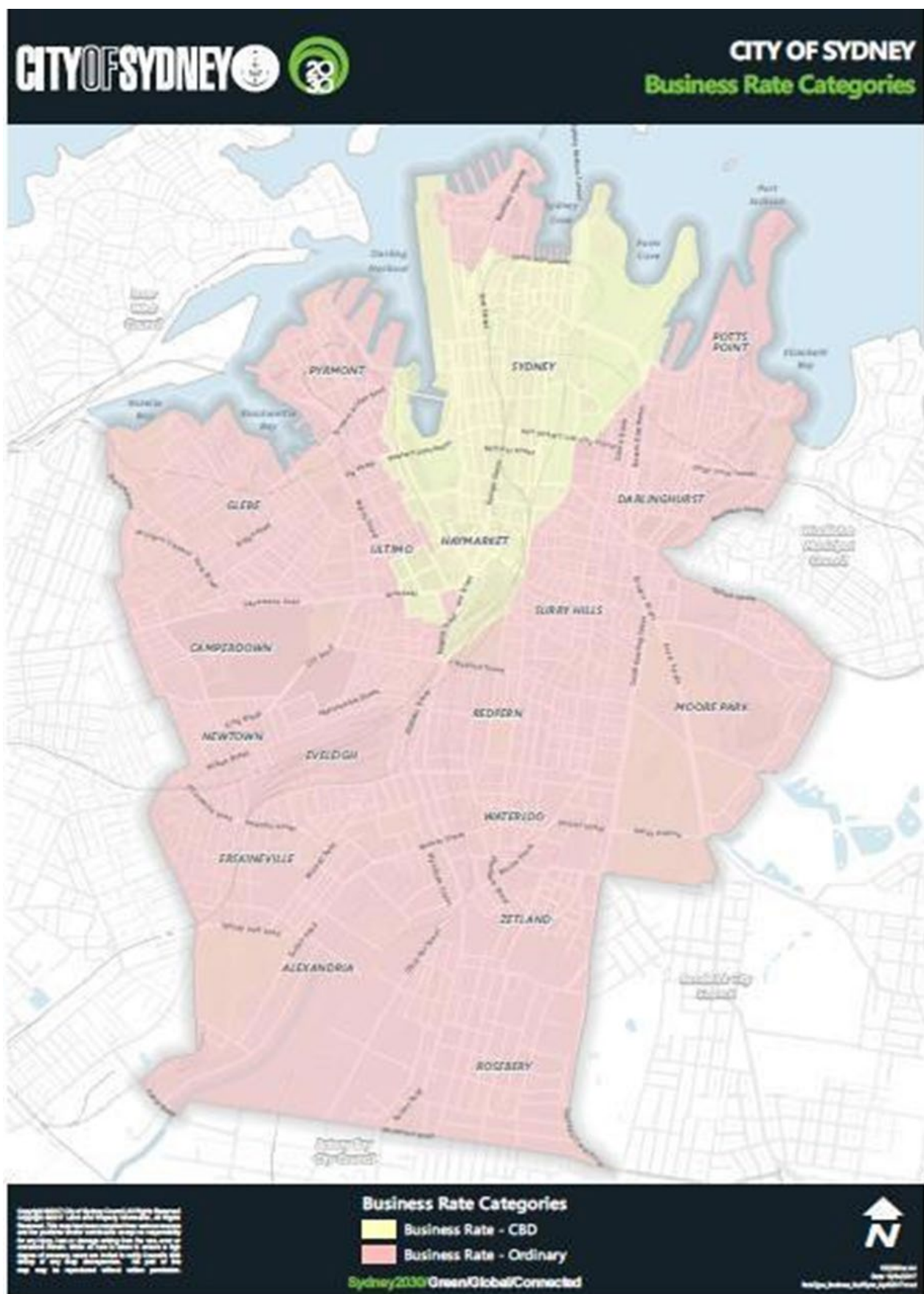
Rating Category	Minimum Rate	Ad valorem Rates (in the \$)	Estimated Yield \$M
Residential Rate – Ordinary	\$572.00	0.00119371	\$75.3
Business Rate – Ordinary	\$731.95	0.00438630	\$66.8
Business Rate – CBD	\$731.95	0.01035116	\$162.7

NOTE: the above ad valorem rates and estimated yields may change due to new supplementary valuations received by Council, for the purpose of rating, prior to this "Operational Plan" being adopted.

Pensioner Rebates

The City of Sydney will again provide a 100% rebate for eligible pensioners in 2019/20, determined in accordance with section 575 of the Local Government Act (1993).

7



Categorisation of land for the purposes of ordinary rates

Council determines rating categories for rating purpose in accordance with sections 514 - 529 of the Local Government Act and Local Government (General Regulation) 2005.

Residential and Business Categories

The Act only allows four available categories of rateable land, including farmland and mining, which are not applicable within the City of Sydney LGA. All rateable lands in the City of Sydney are therefore categorised as either residential or business. As noted within section 514 of the Act, any land that does not satisfy the criteria to be deemed residential, will be categorised and rated as business. The business category applies to land that is used for industrial and commercial operations, and also includes, car spaces, storage lots, marina berths and mooring lots.

Council will use the plans approved under a development application or building application as a basis for determining the initial categorisation of a property, unless other more relevant information is available. The ratepayer will be advised through the issue of an annual or supplementary rate notice.

Mixed Development

There are instances where a property is used for both residential and business purposes. If applications are submitted to and approved by Property NSW, Council will be advised of the relevant apportionment of use between residential and business rate components, to enable a mixed rate to be levied.

Change to Category for Rating Purpose

A review of the categorisation of land for rating purposes may arise in response to a ratepayer request (application), or because Council elects to review one or a number of parcels of land or because it believes that the current categorisation may be incorrect. Council may request further information and/or access to inspect the property to assist with making this determination.

Applications for "Change in Categorisation of Land for Rating purposes" must be made on the approved form that can be found on the City's website.

The ratepayer will be formally advised in writing of the outcome and where applicable, will receive an annual or supplementary rates notice.

Ratepayers with a property that is used for both a business and residential purpose, must complete the "Change in Categorisation of Land for Rating Purposes" form. Council will then make a submission on their behalf to Property NSW for consideration of a mixed use apportionment factor.

Decisions on requests for refunds will be made having regard to the Recovery of Impost Act 1963.

Refund of Overpayments

Refunds may be made on request for payments made toward the next rating year. Refunds are subject to the Refund Fee. Payments made in advance for instalments due within the current rating year will not be refunded.

Aggregation of land parcels (lots) for the purposes of ordinary rates

Rating of car spaces and storage lots

In accordance with section 548A of the Local Government Act, Council permits the aggregation of certain land parcels (lots) for rating purposes.

Where a unit lot includes multiple car and/or storage lots, a single rateable valuation exists and therefore only one rate is calculated on the total value of the unit, car and storage lots.

Where car and/or storage lots are separately titled, they are given their own unit entitlement and separate rateable values exist for each lot. In this circumstance, Council may allow the rateable values to be aggregated, and a single rate to be levied on the combined rateable value.

Aggregation of land parcels (lots)

Council will aggregate only where:

1. the lots are used in conjunction with the unit, by the occupier of the unit;
2. the ownership of each lot noted on the certificate of title is exactly the same for each;
3. all lots are within the same strata plan, or strata scheme, or the strata plan notes that the lots are used in conjunction; and
4. the lots are not leased out separately

Residential - Council will only aggregate a maximum of 3 car spaces and all storage lots, to a residential strata unit.

Business - Council will only aggregate a maximum of 1 car space and one storage lot, to a business rated strata unit.

Council will not permit aggregation of marina berths and mooring lots.

Aggregation of car and storage lots will continue until the use, or ownership changes. Upon change of ownership, aggregation of unit, car and storage lots purchased as part of the same transaction will occur automatically following receipt of the Notice of Sale (subject to meeting criteria mentioned above), with the levying of the rates on the combined rateable value to commence from the start of the next quarter following the settlement date.

Applications for aggregation must be made using the form found on the City's website. Approved aggregations will come into effect from the start of the next quarter following receipt of the application.

Debt Recovery and Financial Hardship

The Local Government Act and the Local Government (General Regulation) 2005 require Council to assist in effective and efficient collection of the rates and annual charges due to Council, while being responsive and supportive to those ratepayers who are suffering genuine financial hardship.

When is a debt recoverable and what actions may be taken to recover the debt?

Rates and charges will be deemed overdue when the due date for instalment has passed, and payment has not been received.

Where an instalment is overdue, Council may commence recovery action, either directly or via its debt recovery agent.

Council's recovery action options will generally include a reminder, through verbal or written correspondence. If payment is still not received, then a final demand will be issued. Council may commence legal recovery action to recover the overdue rates and charges in accordance

with section 695 of the Local Government Act, and any costs incurred in this regard will be recoverable from the ratepayer.

Payment Arrangements

To assist in recovery of the overdue amount, the Council and a ratepayer may at any time agree a payment arrangement whereby regular scheduled payments pay off the debt, in accordance with section 564 of the Local Government Act. The arrangement must be formally approved by the City or its debt recovery agent.

Payment arrangements must include any legal or interest charges that will or already have occurred due to the rates being overdue.

Council will generally seek an arrangement to have the overdue debt paid within 90 days from the original due date (being the instalment due date).

If the payments are not made in accordance with the agreed payment arrangement, Council may commence recovery action at any time after the payment due date.

Interest on Overdue Rates

Interest is charged on all overdue rates and annual charges in accordance with section 566(3) of the Local Government Act. The maximum interest rate is set by the Minister for Local Government and will be charged at 7.5% for the 2019/20 financial year.

Ratepayers in genuine Financial Hardship

While ratepayers are required to pay their annual rate and charges to support local government operations, Council is mindful of the need to support ratepayers who suffer genuine financial hardship.

The City of Sydney's 100% pensioner rebate policy generally covers those in greatest need of support; however there will still be ratepayers whose financial circumstances for a specific period of time render them unable to meet their obligations as they fall due.

To address these situations, ratepayers are able to apply for consideration of extended payment terms, by completing a "Financial Hardship" application form which is available on the City's website. Options for eligible ratepayers may include:

- a) a short term deferment for paying their current rates and charges; or
- b) longer term arrangement plans for arrears owed, with current instalments being paid as they become due.

Provided that an approved hardship repayment plan is maintained, the City can consider reducing or waiving interest on overdue rates in accordance with sections 564 and 567 of the Local Government Act.

Financial Hardship as a result of valuation changes

The Local Government Act, section 601, specifically caters for ratepayers who may suffer financial hardship arising from an increased rate levy due to changes in the valuation of their property.

Ratepayers in this position would also complete the "Financial Hardship Application" form, however the evaluation of any such application will be considered in light of the valuation change and subsequent rate increase.

Stormwater Management Services Charge

The Office of Local Government released guidelines in July 2006 that provides assistance to councils to raise additional funding through the Stormwater Management Services Charge to support them in improving the management of urban stormwater in NSW. This follows the gazettal of the Local Government Amendment (Stormwater) Act 2005.

The City introduced a Stormwater Management Services Charge in 2008 and proposes to continue this charge in 2019/20. The legislation enables the City to raise charges to improve its stormwater networks. The charges remain at \$25 per residential property, \$12.50 per residential strata unit, and a pro rata rate of \$25 for every 350m² or part thereof for business properties.

The funds raised from this charge are quarantined to improve the quality and quantity management of the City's stormwater network, over and above the existing works that are currently undertaken. The City plans to expend significant sums towards these important infrastructure improvements in the coming ten years, and this contribution has assisted with the preliminary planning of network enhancements, and in the future will contribute to the delivery of works identified with the Stormwater Management Plan.

Residential

Non Strata land parcels	\$25.00 per parcel
Strata Unit	\$12.50 per unit
Company Title	\$12.50 per unit

Business

Non Strata land parcels	\$25.00 per 350m ² or part thereof
Strata Unit	Pro-rata of above, but a minimum of \$5

The income of the proposed Stormwater Management Services Charge is approximately \$2M.

Domestic Waste Management Annual Availability Charge (DWMAAC)

The Local Government Act (LGA) 1993 requires Council to recover the full cost of providing the Domestic Waste Management Service.

This is achieved through an annual availability charge for each parcel of rateable land entitled to receive the service [s496]. This mostly applies to land categorised “residential” but includes some land categorised business where the property contains a residential component and non-rateable land with a residential component where a domestic waste service is requested. Every dwelling in a strata lot or company titled unit is to be taken as a separate parcel and levied a separate DWMAAC [S518A].

Similarly the form of a charge may be expressed as the number of individual units or dwellings forming part of that assessment [s540]. For example a block of units with ten residential premises (flats, bedsits etc.) may be owned by one ratepayer subject to a single rates assessment but the DWMAAC charge would be for ten dwellings, that is ten DWMAAC's.

Council retains the right to determine the most suitable means of providing the service particularly in terms of the bin size and type (Carry Bin, Mobile Garbage Bin or Bulk Bin) and frequency of collection (daily, weekly or multi) to suit particular properties and localities mindful of efficiencies and practicalities.

Individual requests for amendments to annual domestic waste charges only apply from the current financial year.

The availability charges are as follows:

Single Unit Dwellings

Description	Fee	Estimated Yield
Minimum Domestic Waste Charge	\$323	\$808,469
Domestic Waste Charge (120lt bin)	\$491	\$10,592,834
Domestic Waste Charge (240lt bin)	\$987	\$888,300

Multi Unit Dwellings

Description	Fee	Estimated Yield
Minimum Domestic Waste Charge	\$323	\$1,516,162
Domestic Waste Charge 2 X weekly	\$372	\$11,170,788
Domestic Waste Charge 3 X weekly	\$411	\$933,381
Standard Domestic Waste Charge	\$491	\$2,048,452

6. Fees & Charges – Revenue Policy

The Council proposes to charge a range of fees in 2019/20, as detailed within the attached Schedule of Proposed Fees and Charges.

The legislative basis for these fees may be found in Section 608 of the Local Government Act 1993 which provides that Council may charge and recover an approved fee for any service it provides, including the following:-

- supplying a service, product or commodity;
- giving information;
- providing a service in connection with the exercise of the council's regulatory functions
- including receiving an application for approval, granting an approval, making an inspection and issuing a certificate; and
- allowing admission to any building or enclosure.

Under the principle of “user pays”, fees are introduced to offset the cost of service provision, or in the case of commercial activities to realise a reasonable rate of return on assets employed by the Council, in order to support the provision of services and to alleviate the burden that would otherwise be unfairly placed upon ratepayers.

Council has given due consideration to the following factors in determining the appropriate price for each fee:-

- the cost of providing the service;
- whether the goods or service are supplied under a commercial basis;

- the importance of the service to the community;
- the capacity of the user to pay;
- the impact of the activity on public amenity;
- competitive market prices; and
- prices dictated by legislation.

Council discloses its pricing policy by showing a pricing code against each individual fee within the attached Schedule of Proposed Fees and Charges, as:-

- Market: Council provides a good / service in a competitive environment
- Full Cost Council intends to fully recover the direct and indirect cost of provision plus any community cost
- Partial Cost Council intends to partially recover the costs of provision
- Legislative Prices are dictated by legislation
- Zero Council absorbs the full cost of delivery
- Security Deposit Refundable deposit against possible damage to Council property

All fees are quoted in “GST Inclusive” terms, as this is the relevant price to the customer, however it should be recognised that within the schedule there are many fees that do not attract GST. These fees have either been specifically exempted by the GST legislation or have been included within the Division 81 determination as the Australian government has deemed that the customer does not actually receive a taxable supply in consideration for the fee. The latter excludes many fees for regulatory services that are not provided within a competitive environment, and other forms of information that are provided on a non-commercial basis.

In accordance with the Office of Local Government's guidelines on competitive neutrality, Council has identified its Category 1 business (those with a turnover



exceeding \$2 million) as Parking Stations. These businesses set prices in line with market conditions and their results are disclosed, including tax equivalent payments and return on capital, with Council's Annual Report.

Waiving, Discounting or Reducing Fees

Section 610E of the Local Government Act 1993 allows Council to waive payment of, or reduce a fee in a particular case if it is satisfied that the case falls within a category of hardship or any other category that Council has determined it may consider waiving payment, or reducing a fee.

Council has determined the following categories:

Hardship – where there is evidence that the payment of the fee or charge will impose unreasonable financial hardship on the applicant given their particular circumstances;

Charity – where the applicant is a registered charity and the fee is for a service that will enable the provision of charitable services to the City of Sydney community;

Not For Profit – where the following conditions all apply.

1. The applicant is an organisation that holds “not for profit” status;
2. and the fee is for a service that will enable the achievement of the applicant's objectives and betterment for the City of Sydney community; and
3. the payment of standard fees or charges would cause financial hardship for the applicant

Commercial – where the City, or its contractor, operates a service and reduction of the fee is required to compete in the market

Non-Provision of Service - where the City is unable to provide a service or venue that has been previously agreed upon and an appropriate discount, fee waiver or substitution is required as compensation

Filming related activities - applicable fees and charges may be waived or reduced for productions completed within the LGA if undertaken by an educational institution for a non- commercial purpose, by a registered charity or not-for-profit organisation where the primary purpose is for the improvement/benefit to the City of Sydney community or where the production's primary purpose is to highlight the City as a tourist destination.

Aquatic, Leisure and Recreation Centre Special Events - where the City, or its contractor, operates an aquatic, leisure or recreation centre and a reduction of fees is offered for community events, open days or other special or promotional events.

The following principles will be considered when applying any reduction or waiver of a fee or charge.

- Compliance with statutory requirements
- Fairness and consistency
- Integrity
- Equity and transparency
- Commercial imperatives
- Some fees or services are prescribed by legislation or are regulatory in nature and a fee waiver or reduction is not available in connection with those fees

The Council will directly, or through delegated authority, assess and make determinations on requests for reduction or waiver of fees in accordance with these principles.

Council may endorse a reduction or waiver of fees and charges to organisations as part of the City's Grants and Sponsorships arrangements. The City of Sydney's 2017-2021 Delivery Program identifies the actions to deliver the long-term goals and outcomes specified under each Strategic Direction in the Sustainable Sydney 2030 plan. From the Delivery Program the Operational Plan is derived annually.

The Operational Plan includes the detailed budget and revenue policy as well as the financial plan for the delivery of the programs and projects.

REVENUE POLICY – Fees

The Council proposes to charge a range of fees in 2019/20, as detailed within the attached Schedule of Proposed Fees and Charges.

The legislative basis for these fees may be found in Section 608 of the Local Government Act 1993 which provides that Council may charge and recover an approved fee for any service it provides, including the following:-

- supplying a service, product or commodity;
- giving information;
- providing a service in connection with the exercise of the council's regulatory functions – including receiving an application for approval, granting an approval, making an inspection and issuing a certificate; and
- allowing admission to any building or enclosure.

Under the principle of “user pays”, fees are introduced to offset the cost of service provision, or in the case of commercial activities to realise a reasonable rate of return on assets employed by the Council, in order to support the provision of services and to alleviate the burden that would otherwise be unfairly placed upon ratepayers.

Council has given due consideration to the following factors in determining the appropriate price for each fee:-

- the cost of providing the service;
- whether the goods or service are supplied under a commercial basis;
- the importance of the service to the community;
- the capacity of the user to pay;
- the impact of the activity on public amenity;
- competitive market prices; and
- prices dictated by legislation.

Council discloses its pricing policy by showing a pricing code against each individual fee within the attached Schedule of Proposed Fees and Charges, as:-

- | | |
|--------------------|--|
| • Market | Council provides a good / service in a competitive environment |
| • Full Cost | Council intends to fully recover the direct and indirect cost of provision plus any community cost |
| • Partial Cost | Council intends to partially recover the costs of provision |
| • Legislative | Prices are dictated by legislation |
| • Zero | Council absorbs the full cost of delivery |
| • Security Deposit | Refundable deposit against possible damage to Council property |

All fees are quoted in “GST Inclusive” terms, as this is the relevant price to the customer, however it should be recognised that within the schedule there are many fees that do not attract GST. These fees have either been specifically exempted by the GST legislation or have been included within the Division 81 determination as the Australian government has deemed that the customer does not actually receive a taxable supply in consideration for the fee. The latter excludes many fees for regulatory services that are not provided within a competitive environment, and other forms of information that are provided on a non-commercial basis.

In accordance with the Office of Local Government's guidelines on competitive neutrality, Council has identified its Category 1 business (those with a turnover exceeding \$2 million) as Parking Stations. These businesses set prices in line with market conditions and their results are disclosed, including tax equivalent payments and return on capital, with Council's Annual Report.

Waiving, Discounting or Reducing Fees

Section 610E of the Local Government Act 1993 allows Council to waive payment of, or reduce a fee in a particular case if it is satisfied that the case falls within a category of hardship or any other category that Council has determined it may consider waiving payment, or reducing a fee.

Council has determined the following categories:

Hardship – where there is evidence that the payment of the fee or charge will impose unreasonable financial hardship on the applicant given their particular circumstances;

Charity – where the applicant is a registered charity and the fee is for a service that will enable the provision of charitable services to the City of Sydney community;

Not For Profit – where the following conditions all apply.

1. The applicant is an organisation that holds “not for profit” status;
2. and the fee is for a service that will enable the achievement of the applicant’s objectives and betterment for the City of Sydney community; and
3. the payment of standard fees or charges would cause financial hardship for the applicant

Commercial – where the City, or its contractor, operates a service and reduction of the fee is required to compete in the market

Non-Provision of Service - where the City is unable to provide a service or venue that has been previously agreed upon and an appropriate discount, fee waiver or substitution is required as compensation

Filming related activities - applicable fees and charges may be waived or reduced for productions completed within the LGA if undertaken by an educational institution for a non-commercial purpose, by a registered charity or not-for-profit organisation where the primary purpose is for the improvement/benefit to the City of Sydney community or where the production’s primary purpose is to highlight the City as a tourist destination.

Aquatic, Leisure and Recreation Centre Special Events - where the City, or its contractor, operates an aquatic, leisure or recreation centre and a reduction of fees is offered for community events, open days or other special or promotional events.

The following principles will be considered when applying any reduction or waiver of a fee or charge.

- Compliance with statutory requirements
- Fairness and consistency
- Integrity
- Equity and transparency
- Commercial imperatives
- Some fees or services are prescribed by legislation or are regulatory in nature and a fee waiver or reduction is not available in connection with those fees

The Council will directly, or through delegated authority, assess and make determinations on requests for reduction or waiver of fees in accordance with these principles.

Council may endorse a reduction or waiver of fees and charges to organisations as part of the City’s Grants and Sponsorships arrangements.

DRAFT SCHEDULE OF PROPOSED FEES & CHARGES 2019-20

Alphabetical Index

Description	Page
ADDITIONAL CHARGES AT COMMUNITY FACILITIES	
ADDITIONAL CHARGES	49
AFTER SCHOOL CARE / VACATION CARE	
AFTER SCHOOL / VACATION CARE LATE FEES	71
ULTIMO CHILDREN'S PROGRAM / PYRMONT CHILDREN'S PROGRAM / KING GEORGE V (The Rocks)	
CHILDREN'S PROGRAM	71
WOOLLOOMOOLOO CHILDREN'S PROGRAM / REDFERN CHILDREN'S PROGRAM	71
BANNER POLES	
BANNER POLE ADVERTISING	64
BUILDING	
ACTIVITIES REQUIRING APPROVAL OF COUNCIL - S68 LGA 1993	12
ADVERTISING/NOTIFICATION FEES FOR COMPLYING DEVELOPMENT APPLICATIONS	11
ACT	11
AMENDMENTS TO APPROVALS ISSUED UNDER S68 LGA 1993	12
BUILDING CERTIFICATES - EP&A Act 1979	9
COMPLIANCE COSTS - MONITORING OF ORDER AND COMPLIANCE	13
CONSTRUCTION CERTIFICATE OR COMPLYING DEVELOPMENT CERTIFICATE UNDER EP&A ACT	10
INSPECTION FEES FOR COUNCIL ACTING AS PRINCIPAL CERTIFYING AUTHORITY - EP&A Act	11
OTHER CERTIFICATES	14
RECORD SEARCH AND INFORMATION REQUESTS	14
REGISTRATION OF PRIVATELY CERTIFIED CONSTRUCTION / COMPLYING DEVELOPMENT / OCCUPATION CERTIFICATES	12
CAR SHARING PROGRAM	
CAR SHARE PARKING	32
CHILD CARE CENTRES / KINDERGARTENS	
ALEXANDRIA CHILD CARE CENTRE	70
BROUGHTON STREET KINDERGARTEN / HILDA BOOLER KINDERGARTEN	70
CHILD CARE / KINDERGARTEN LATE FEES	70
CHILD CARE MISCELLANEOUS SERVICES	70
REDFERN OCCASIONAL CARE CENTRE	70
CITY LEISURE FACILITIES	
ALEXANDRIA PARK TENNIS COURTS	56
BEACONSFIELD PARK TENNIS COURTS	56
CYCLING	57
INDOOR FACILITIES	50
OUTDOOR FACILITIES	53
PERRY PARK RECREATION CENTRE	57
PRINCE ALFRED PARK TENNIS COURTS	56
RUSHCUTTERS BAY PARK TENNIS COURTS & KIOSK	55
ST JAMES PARK TENNIS COURTS	56
TURRUWUL PARK TENNIS COURTS	56

DRAFT SCHEDULE OF PROPOSED FEES & CHARGES 2019-20

Alphabetical Index

Description	Page
CIVIC SPACES / SPORTS FIELDS / PARKS	
ADDITIONAL CHARGES - ALL LOCATIONS, EVENTS, USER CATEGORIES	62
CITY FARM	63
CIVIC SPACES (INCLUDES FOOTPATH / PEDESTRIANISED STREET SECTIONS) - HIRE CHARGES	58
ICONIC PARKS - HIRE CHARGES	59
LEVEL A SPORTING FIELDS	60
LEVEL B SPORTING FIELDS	60
NEIGHBOURHOOD PARKS - HIRE CHARGES	59
POCKET PARKS - HIRE CHARGES	60
SPORTING FIELDS - ADDITIONAL CHARGES (All user categories and event types)	61
SYNTHETIC SPORTING FIELDS	60
CLEANSING & WASTE	
CLEANSING & WASTE - PLANT AND LABOUR	36
DOMESTIC WASTE CHARGES	37
RESOURCE RECOVERY - DOMESTIC WASTE SERVICE	37
STORMWATER MANAGEMENT SERVICE CHARGE	37
COMMUNITY CENTRES	
REDFERN COMMUNITY CENTRE	43
SURRY HILLS LIBRARY & COMMUNITY CENTRE	43
COMMUNITY HALL HIRE	
ADDITIONAL CHARGES	42
DISCOUNTED HIRE RATES	40
STANDARD HIRE RATES	40
COMMUNITY PROGRAMS & SERVICES	
CITY SPACES PROGRAMS AND ACTIVITIES	74
COMMUNITY BUS SCHEME	72
COMMUNITY KITCHEN HIRE	73
COMMUNITY SERVICES	
ACTIVITY / COMMUNITY CENTRE MEALS	72
HEALTHY AGEING ACTIVITIES	72
MEALS ON WHEELS - Burrows Rd Distribution Centre	72
PODIATRY SERVICE	72
CONSTRUCTION REGULATION	
BARRICADES	19
CRANE OPERATIONS	19
HOARDINGS AND HOISTING	18
TEMPORARY FOOTPATH CROSSINGS	19
TEMPORARY WORKS	19
WASTE CONTAINERS ON THE PUBLIC WAY - Single Residential Dwellings - Section 68 of the LGA	19
WORKS ZONES	19

DRAFT SCHEDULE OF PROPOSED FEES & CHARGES 2019-20

Alphabetical Index

Description	Page
DRIVEWAY, ROADWAY, FOOTWAY AND KERB AND GUTTER CHARGES WHERE WORKS ARE PERFORMED BY THE APPLICANT OR THEIR CONTRACTOR	
DRIVEWAY FEES	26
ROADWAY, FOOTWAY, KERB & GUTTER FEES	26
EVENTS	
CHINESE NEW YEAR	74
RENTAL OF SYDNEY NEW YEARS EVE OPERATIONAL ASSETS	74
SALE OF EVENT ITEMS (INCLUDING BANNERS)	74
FILMING	
FILMING AND STILL PHOTOGRAPHY ON COUNCIL STREETS, PARKS AND OPEN SPACES	38
FILMING AT COMMUNITY FACILITIES	
COMMERCIAL FILMING/PHOTOSHOOTS	49
FINANCE	
FINANCE CHARGES	76
INTEREST ON OVERDUE DEBTS	76
RATES & VALUATION CERTIFICATES	76
SECURITIES	76
HISTORY PUBLICATIONS	
SALE OF PUBLICATIONS	69
INFORMATION MANAGEMENT	
CITY RECORDS - FORMAL GIPAA APPLICATIONS	75
CITY RECORDS - INFORMAL GIPAA REQUESTS	75
SUBPOENA PROCESSING	75
LEGAL	
DOCUMENT PREPARATION (LEGAL)	75
DOCUMENT PREPARATION FOR COURT	75
LIBRARY SERVICES	
LIBRARY MEETING/TRAINING/IT ROOMS	67
LIBRARY MEMBERSHIP	66
LIBRARY SERVICES	66
MISCELLANEOUS SERVICES	67
MISCELLANEOUS INFRASTRUCTURE CHARGES	
MISCELLANEOUS INFRASTRUCTURE CHARGES	31
PARKING STATIONS	
GOULBURN ST PARKING STATION	34
KINGS CROSS PARKING STATION	35
PARKING STATIONS - COMMERCIAL FILMING	36
PARKING STATIONS - SPECIAL EVENTS	36

DRAFT SCHEDULE OF PROPOSED FEES & CHARGES 2019-20

Alphabetical Index

Description	Page
PLANNING AGREEMENTS	
VOLUNTARY PLANNING AGREEMENTS	8
PLANNING ASSESSMENTS	
ADVERTISING/NOTIFICATION FEES FOR DEVELOPMENT APPLICATIONS & RE-NOTIFICATION OF AMENDED DEVELOPMENT APPLICATIONS	4
AMENDED PLANS - MODIFICATION TO APPLICATION PRIOR TO DETERMINATION	4
APPLICATION FOR FOOTWAY USAGE (OUTDOOR DINING)	7
ASSESSMENT FEES FOR APPLICATIONS FOR APPROVAL FOR WORKS UNDER SECTION 60 OF THE NSW HERITAGE ACT	6
ASSESSMENT OF EXEMPTION NOTIFICATIONS UNDER SECTION 57(2) OF THE NSW HERITAGE ACT	7
CERTIFICATES UNDER SECTION 88G OF CONVEYANCING ACT	5
DEVELOPMENT APPLICATION 3D CAD MODELLING FEES	6
DEVELOPMENT APPLICATION CONSENTS / PLANS	5
DEVELOPMENT APPLICATION EXEMPTION	5
DEVELOPMENT APPLICATION REGISTER - Under E.P.&A Act, 1979 (s4.58)	5
DEVELOPMENT APPLICATIONS	1
DEVELOPMENT APPLICATIONS - EXCEPTIONS	1
DEVELOPMENT LEVIES	5
DEVELOPMENT PLANS & STAGED DEVELOPMENT APPLICATIONS	4
EXTENSION OF EXPIRING CONSENTS - (EP&A Act s4.54)	4
INTEGRATED DEVELOPMENT OR DEVELOPMENT REQUIRING CONCURRENCE UNDER THE ACT	4
LAND SUBDIVISION CERTIFICATE (EP&A Act)	5
MODIFICATION OF DA - Section 4.55(1)	3
MODIFICATION OF DA - Section 4.55(2) & s4.56(1)	3
PRE-LODGEMENT CONSULTATION	6
REQUEST FOR REVIEW OF DETERMINATION UNDER DIVISION 8.2 OF EP&A Act (Section8.2(1)(a) applications)	2
STRATA TITLE SUBDIVISION (Strata Schemes Acts)	5
PLANNING SUPPORT	
CERTIFICATE FEES	7
DEVELOPMENT APPLICATION PLANS ON EXHIBITION - for the purpose of notification process	7
DEVELOPMENT APPLICATIONS & CONSTRUCTION CERTIFICATES REGISTERS	7
PROPERTIES, ROADS AND FOOTWAYS	
COMMERCIAL FILMING IN OR ON COUNCIL BUILDINGS	22
DISTRIBUTION OF PRINTED MATTER, OTHER MATERIALS AND ASSOCIATED STRUCTURES ON FOOTWAYS	22
FILLER BOX / FILLER LINES	22
FOOTWAY USAGE APPROVALS (including outdoor eateries)	20
LICENCE FOR AIRSPACE ABOVE FOOTPATHS - (Verandahs and Balconies)	21
OWNERS CONSENT FOR DEVELOPMENT APPLICATION (DA) - ON COUNCIL OWNED LAND	22
ROAD CLOSURE AND SALE	21
ROAD LEASING AND STRATUM LEASING FEES (UNDER S.153 S.149 & S.138 ROADS ACT)	21
SERVICE PIPELINES, CONDUITS AND CABLES LICENCE FEE (Use of Public Way)	21
STREET VENDING CONSENT UNDER SECT. 139 ROADS ACT	21

DRAFT SCHEDULE OF PROPOSED FEES & CHARGES 2019-20

Alphabetical Index

Description	Page
PUBLIC DOMAIN CHARGES	
DETERMINATION OF ALIGNMENT LEVELS	25
DETERMINATION OF PUBLIC DOMAIN PLANS	25
DEVELOPMENT SITES	24
DRAINAGE CONNECTIONS	25
SECTION 138 ROADS ACT APPROVALS - PUBLIC DOMAIN	26
SECTION 138 ROADS ACT TO INSTALL TEMPORARY SHORING INCLUDING GROUND ANCHORS IN THE ROAD RESERVE	25
RECREATION / COMMUNITY CENTRES	
JUANITA NIELSEN CENTRE (WOOLLOOMOOLOO)	47
KING GEORGE V RECREATION CENTRE	48
PINE STREET CREATIVE ARTS CENTRE	45
PYRMONT COMMUNITY CENTRE	44
ULTIMO COMMUNITY CENTRE	43
REGULATORY	
ANIMAL REGISTRATIONS	17
BACKPACKER VEHICLES	16
BUSKING APPROVALS	17
CAT TRAP HIRE	17
ESSENTIAL SERVICES	16
HEALTH APPROVALS	15
HEALTH ENFORCEMENT	16
IMPOUNDED ANIMALS	16
IMPOUNDED ITEMS	16
IMPOUNDED VEHICLES	16
INSPECTION FEES	14
PREMISES NUMBERS	17
PUBLIC HEALTH ACT NOTIFICATIONS	15
REPLACEMENT PERMITS	17
STREET TREE PLANTING FOR DEVELOPMENT	18
SUPPLY OF INFORMATION	16
TREE INSPECTIONS - Residential Properties	17
RESIDENT PARKING	
RESIDENT PARKING PERMITS	32
RESTORATION CHARGES FOR DRIVEWAYS, ROADWAYS, FOOTWAYS, KERB & GUTTERS WHERE WORKS ARE PERFORMED BY COUNCIL	
DECORATIVE PAVING	30
DRIVEWAY RESTORATION & CONSTRUCTION	29
FOOTWAY	28
KERB & GUTTER	29
ROADWAY	27

DRAFT SCHEDULE OF PROPOSED FEES & CHARGES 2019-20

Alphabetical Index

Description	Page
ROAD OPENING PERMITS	
ROAD OPENING PERMITS	27
ROADS MANAGEMENT	
ACTIVITIES REQUIRING APPROVAL OF COUNCIL - S116 (2) ROADS ACT 1993	23
MISCELLANEOUS	23
OVERSIZE AND OVER MASS VEHICLE ACCESS	23
TEMPORARY ROAD CLOSURE FOR STREET EVENTS	23
TEMPORARY ROAD CLOSURES FOR CONSTRUCTION WORKS AND MOBILE CRANES	22
USER PAYS SIGNPOSTING (Excluding Works Zones)	22
STRATEGIC PLANNING	
HERITAGE FLOOR SPACE	8
PLANNING CONTROLS	8
POLICY DOCUMENTS	8
PUBLICATIONS AND INFORMATION	8
REQUEST TO PREPARE A PLANNING PROPOSAL	8
SUSTAINABILITY	
BUILDING UPGRADE FINANCE	77
GREEN VILLAGES	77
TICKET PARKING	
TICKET PARKING CHARGES	36
URBAN ANALYTICS	
ECONOMIC DEVELOPMENT	9
VENUE HIRE	
CUSTOMS HOUSE - Room Hire	39
MARKETS	40
PUBLIC LIABILITY INSURANCE (ALL VENUES)	39

DRAFT SCHEDULE OF PROPOSED FEES & CHARGES 2019/20

Description	Pricing Code	Unit of Measure	\$ Fee	GST
<u>PLANNING ASSESSMENTS</u>				
<i>Note: If two or more fees are payable, the fee is a total of those fees</i>				
<u>DEVELOPMENT APPLICATIONS</u>				
Scale Fee - based on Estimated Cost of Work				
Up to \$5,000				
Fee	Legislative	per application	110.00	0%
\$5,001 - \$50,000				
Fee	Legislative	per application	170.00	0%
Additional Charge	Legislative	per \$1K	3.00	0%
\$50,001 - \$250,000				
Fee	Legislative	per application	320.00	0%
PlanFirst Fee	Legislative	per application	32.00	0%
Additional Charge Over \$50k	Legislative	per \$1K	3.00	0%
Additional Charge over \$50k - PlanFirst	Legislative	per \$1K	0.64	0%
\$250,001 - \$500,000				
Fee	Legislative	per application	1000.00	0%
PlanFirst Fee	Legislative	per application	160.00	0%
Additional Charge Over \$250k	Legislative	per \$1K	1.70	0%
Additional Charge over \$250k - PlanFirst	Legislative	per \$1K	0.64	0%
\$500,001 - \$1,000,000				
Fee	Legislative	per application	1425.00	0%
PlanFirst Fee	Legislative	per application	320.00	0%
Additional Charge over \$500k	Legislative	per \$1K	1.00	0%
Additional Charge over \$500k - PlanFirst	Legislative	per \$1K	0.64	0%
\$1,000,001 - \$10,000,000				
Fee	Legislative	per application	1975.00	0%
PlanFirst Fee	Legislative	per application	640.00	0%
Additional Charge Over \$1m	Legislative	per \$1K	0.80	0%
Additional Charge over \$1m - PlanFirst	Legislative	per \$1K	0.64	0%
More than \$10,000,000				
Fee	Legislative	per application	9475.00	0%
PlanFirst Fee	Legislative	per application	6400.00	0%
Additional Charge Over \$10m	Legislative	per \$1K	0.55	0%
Additional Charge over \$10m - PlanFirst	Legislative	per \$1K	0.64	0%
ASIC Search				
<i>Where carried out by City staff</i>				
Current Company Extract	Full Cost	per search	14.00	10%
Current & Historical Company Extract	Full Cost	per search	24.00	10%
<u>DEVELOPMENT APPLICATIONS - EXCEPTIONS</u>				
(a) Application that involves works to a dwelling-house with an estimated cost of construction of \$100,000 or less				
<i>Note: Fee must not exceed DA Scale Fee</i>				
Fee				
Fee	Legislative	per application	455.00	0%
Plan First Fee				
Applications Under \$50,000	Legislative	per \$1K	0.00	0%
Applications Over \$50k	Legislative	per \$1K	0.64	0%
(b) Application exclusively for sustainable installations less than \$2Million. (Eg: Rainwater tanks, solar panels, greywater treatment systems)				
Fee - Council Fees Waived	Zero	per application	0.00	0%
Plan First Fee based on cost of works as per regular scale of DA fees above	Partial Cost	Fee	Fee	0%

DRAFT SCHEDULE OF PROPOSED FEES & CHARGES 2019/20

Description	Pricing Code	Unit of Measure	\$ Fee	GST
PLANNING ASSESSMENTS				
DEVELOPMENT APPLICATIONS - EXCEPTIONS				
(c) Development for the Purpose of One or More Advertisements				
<i>Use the greater of the DA Scale Fee or the fee below:</i>				
Fee	Legislative	per application	285.00	0%
Additional fee in excess of one advertisement	Legislative	per advertisement	93.00	0%
(d) Change of Use (No building work)				
Fee	Legislative	per application	285.00	0%
(e) Designated Development				
<i>(Same as DA scale fee above plus Additional Fee)</i>				
Additional Fee	Legislative	per application	920.00	0%
(f) Site Specific DCP's				
Base Application Fee	Partial Cost	per application	13040.00	0%
Review	Partial Cost	per hr or part	195.00	0%
(g) Subdivision of Land				
<i>Note: if two or more fees are payable, the fee is a total of those fees</i>				
Land Subdivision				
Base Fee	Legislative	per application	330.00	0%
Additional Charge	Legislative	per new lot	53.00	0%
Strata Subdivision				
Base Fee	Legislative	per application	330.00	0%
Additional Charge	Legislative	per new lot	65.00	0%
DA Related Professional Advice, Research & Analysis				
Consultation - per Council Officer	Full Cost	per hr or part	220.00	10%
REQUEST FOR REVIEW OF DETERMINATION UNDER DIVISION 8.2 OF EP&A Act				
(Section 8.2(1)(a) applications)				
(a) Application - Change of use (not involving the erection of a building, the carrying out of work or the demolition of a work or building)				
Fee	Legislative	per application	142.00	0%
(b) Application that involves works to a dwelling-house with an estimated cost of construction of \$100,000 or less				
Fee	Legislative	per application	190.00	0%
(c) Any other application				
<i>Estimated Cost:</i>				
Up to \$5,000				
Fee	Legislative	per application	55.00	0%
\$5,001 to \$250,000				
Fee	Legislative	per application	85.00	0%
Additional Fee of the estimated cost	Legislative	per \$1K or part	1.50	0%
\$250,001 to \$500,000				
Fee	Legislative	per application	500.00	0%
Additional Fee by which the estimated cost exceeds \$250,000	Legislative	per \$1K or part	0.85	0%
\$500,001 to \$1,000,000				
Fee	Legislative	per application	712.00	0%
Additional Fee by which the estimated cost exceeds \$500,000	Legislative	per \$1K or part	0.50	0%
\$1,000,001 to \$10,000,000				
Fee	Legislative	per application	987.00	0%
Additional Fee by which the estimated cost exceeds \$1,000,000	Legislative	per \$1K or part	0.40	0%
More than \$10,000,000				
Fee	Legislative	per application	4737.00	0%
Additional Fee by which the estimated cost exceeds \$10,000,000	Legislative	per \$1K or part	0.27	0%

DRAFT SCHEDULE OF PROPOSED FEES & CHARGES 2019/20

Description	Pricing Code	Unit of Measure	\$ Fee	GST
PLANNING ASSESSMENTS				
REQUEST FOR REVIEW OF DETERMINATION UNDER DIVISION 8.2 OF EP&A Act				
(Section 8.2(1)(a) applications)				
Request for Review of Decision to Reject a Development Application under Division 8.2 of the EP&A Act (Section 8.2(1)(c) applications)				
(a) If the estimated cost of the development is less than \$100,000	Legislative	per application	55.00	0%
(b) If the estimated cost of the development is \$100,000 or more and less than or equal to \$1,000,000	Legislative	per application	150.00	0%
(c) If the estimated cost of the development is more than \$1,000,000	Legislative	per application	250.00	0%
Request for Review of Modification Application under Division 8.2 of the EP&A Act (Section 8.2(1)(b) applications)				
50% of the fee that was payable in respect of the application that is the subject of review	Legislative	per application	Fee	0%
Additional Fee where the application is required to be Notified or Advertised under an environmental planning instrument or a development control plan for all applications made under Division 8.2 of EP&A Act				
(a) all applications required to be Notified by letter	Legislative	per application	535.00	0%
(b) all applications to be Notified by letter and Advertised in the newspaper	Legislative	per application	620.00	0%
MODIFICATION OF DA - Section 4.55(1)				
s4.55(1) - (Minor error, Misdescription or Miscalculation)				
Fee - (no fee charged if agreed Council error)	Legislative	per application	71.00	0%
S4.55(1A) & S4.56(1) - (Minor Environmental Impact)				
Fee = 50% of original DA application fee up to maximum fee	Legislative	per application	Fee	0%
Maximum Fee	Legislative	per application	645.00	0%
MODIFICATION OF DA - Section 4.55(2) & s4.56(1)				
<i>Note: Fees for section 4.55 modifications are based on the original Application for which consent was given</i>				
(a) Application - Original Scale Fee less than \$100				
Fee = 50% of Original Application Fee	Legislative	per application	Fee	0%
(b) Application - Change of use (no building works)				
Fee = 50% of Original Application Fee	Legislative	per application	142.00	0%
(c) Application involves works to a dwelling-house with an estimated cost of construction of \$100,000 or less				
Fee	Legislative	per application	190.00	0%
(d) All Other Cases				
<i>Estimated Cost:</i>				
Up to \$5,000				
Fee	Legislative	per application	55.00	0%
\$5,001 to \$250,000				
Fee	Legislative	per application	85.00	0%
Additional Fee of the estimated cost	Legislative	per \$1K or part	1.50	0%
\$250,001 to \$500,000				
Fee	Legislative	per application	500.00	0%
Additional Fee of the estimated cost exceeds \$250,000	Legislative	per \$1K or part	0.85	0%
\$500,001 to \$1,000,000				
Fee	Legislative	per application	712.00	0%
Additional Fee of the estimated cost exceeds \$500,000	Legislative	per \$1K or part	0.50	0%
\$1,000,001 to \$10,000,000				
Fee	Legislative	per application	987.00	0%
Additional Fee of the estimated cost exceeds \$1,000,000	Legislative	per \$1K or part	0.40	0%
More than \$10,000,000				
Fee	Legislative	per application	4737.00	0%
Additional Fee of the estimated cost exceeds \$10,000,000	Legislative	per \$1K or part	0.27	0%

DRAFT SCHEDULE OF PROPOSED FEES & CHARGES 2019/20

Description	Pricing Code	Unit of Measure	\$ Fee	GST
<u>PLANNING ASSESSMENTS</u>				
<u>MODIFICATION OF DA - Section 4.55(2) & s4.56(1)</u>				
Additional Fee where the application is required to be Notified or Advertised under an environmental planning instrument or a development control plan for applications made under s4.55(2) or 4.56(1) of EP&A Act				
(a) all applications required to be notified by letter only	Legislative	per application	535.00	0%
(b) all applications to be Notified by letter and Advertised in the newspaper	Legislative	per application	665.00	0%
<u>EXTENSION OF EXPIRING CONSENTS - (EP&A Act s4.54)</u>				
Family Residential House				
Fee	Full Cost	per application	60.00	0%
Other than Single Family Residential Home				
Fee	Full Cost	per hour	185.00	0%
<u>DEVELOPMENT PLANS & STAGED DEVELOPMENT APPLICATIONS</u>				
Development Plan/Stage 1 Development Application - 60% of DA Fee				
Fee	Legislative	per application	Fee	0%
Applications Resulting from Approved Stage 1 DA or Development Plan				
Fee = 40% of DA fee	Legislative	per application	Fee	0%
<i>The total combined fees payable for staged development applications must equal the fee payable as if a single application was required.</i>				
<u>INTEGRATED DEVELOPMENT OR DEVELOPMENT REQUIRING CONCURRENCE UNDER THE ACT</u>				
<i>N.B. A Development can be integrated as well as Required Concurrence</i>				
Fee to Concurrence Authority (paid via Dept of Planning Portal)				
Fee	Legislative	per authority	320.00	0%
Additional Fee to Council				
Fee	Legislative	per application	140.00	0%
Additional Fee for Each Approved Body (paid via Dept of Planning Portal)				
Fee	Legislative	per application	320.00	0%
<u>ADVERTISING/NOTIFICATION FEES FOR DEVELOPMENT APPLICATIONS & RE-NOTIFICATION OF AMENDED DEVELOPMENT APPLICATIONS</u>				
Notification Fee				
(a) Applications notified by letter only	Partial Cost	per application	535.00	0%
(b) Application for Outdoor Dining	Partial Cost	per application	100.00	0%
Designated Development				
Fee	Legislative	per application	2220.00	0%
Required Advertising & Notification Under Planning Instrument or Development Control Plan				
Required Sydney Morning Herald Advertising Under Planning Instrument or Development Control Plan (28 Day)	Legislative	per application	1105.00	0%
Required Local Paper Advertising Under Planning Instrument or Development Control Plan (21 Day)	Legislative	per application	830.00	0%
Advertising of Integrated Development				
Fee	Legislative	per application	1105.00	0%
Advertising of Development Plan/Stage 1 DA				
Fee	Legislative	per application	1105.00	0%
<u>AMENDED PLANS - MODIFICATION TO APPLICATION PRIOR TO DETERMINATION</u>				
Minor Amendment 25% of the original DA fee	Partial Cost	per application	Fee	0%
Major Amendment 50% of the original DA fee	Partial Cost	per application	Fee	0%

DRAFT SCHEDULE OF PROPOSED FEES & CHARGES 2019/20

Description	Pricing Code	Unit of Measure	\$ Fee	GST
<u>PLANNING ASSESSMENTS</u>				
<u>DEVELOPMENT APPLICATION EXEMPTION</u>				
Heritage Works				
Works to Single Dwelling	Zero	per application	0.00	0%
Other	Partial Cost	per application	255.00	0%
<u>STRATA TITLE SUBDIVISION (Strata Schemes Acts)</u>				
Application Fee				
<i>plus additional fee</i>				
Fee	Market	per application	575.00	0%
Additional Fee per Lot				
1 - 10 Lots	Market	per lot	585.00	0%
11 - 50 Lots (Fee per lot Plus total fee for 10 lots)	Market	per lot	420.00	0%
More Than 50 Lots (Fee per lot Plus total fee for 50 lots)	Market	per lot	205.00	0%
Certificate of conversion				
Fee	Market	per application	480.00	10%
Termination of Strata Scheme				
Fee	Market	per application	735.00	10%
Re-execution of Strata Plan				
Fee - Minimum Fee (five sheets) \$340.00	Market	per sheet	72.00	0%
Privately Certified Subdivision				
Section 88B Instrument Approval	Market	per application	358.00	0%
<u>LAND SUBDIVISION CERTIFICATE (EP&A Act)</u>				
Land Subdivision - Road Dedication to Council Only				
Fee	Zero	per application	0.00	0%
Land Subdivision - other				
Application Fee plus additional fee	Market	per application	585.00	0%
Additional Fee				
For each new lot - waived for minor boundary adjustments between single dwellings	Market	per lot	585.00	0%
Re-execution of Subdivision Plan				
Fee - Minimum Fee (five sheets) \$340.00	Market	per sheet	72.00	0%
<u>DEVELOPMENT LEVIES</u>				
As per Relevant Policies - eg S7.11 Plans and S 61 Plan				
Fee	Full Cost	Per Plan	Fee	0%
<u>CERTIFICATES UNDER SECTION 88G OF CONVEYANCING ACT</u>				
S88G Certificate				
Fee	Legislative	per certificate	10.00	0%
S88G Certificate requiring inspection				
Fee	Legislative	per certificate	35.00	0%
<u>DEVELOPMENT APPLICATION CONSENTS / PLANS</u>				
Viewing				
Fee	Zero	per consent	0.00	0%
Copies of Plans				
A0 size	Full Cost	per page	17.00	0%
A1 size	Full Cost	per page	17.00	0%
A2 size	Full Cost	per page	17.00	0%
A3 size	Full Cost	per page	3.00	0%
A4 size	Full Cost	per page	2.00	0%
<u>DEVELOPMENT APPLICATION REGISTER - Under E.P.&A Act, 1979 (s4.58)</u>				
Viewing				
Fee	Zero	per viewing	0.00	0%

DRAFT SCHEDULE OF PROPOSED FEES & CHARGES 2019/20

Description	Pricing Code	Unit of Measure	\$ Fee	GST
<u>PLANNING ASSESSMENTS</u>				
<u>DEVELOPMENT APPLICATION 3D CAD MODELLING FEES</u>				
Development Applications Requiring 3D Models				
Initial data extraction	Partial Cost	per application	710.00	0%
3D development application				
Lodgement Fee	Partial Cost	per application	480.00	0%
Resubmission of a 3D file				
Amendment Fee	Partial Cost	per application	480.00	0%
Access to City Model for Commercial Photography				
Fee	Full Cost	per hr or part thereof	113.00	0%
<i>Notes:</i>				
1. The development application 3D data extraction fee is paid once only. This is to cover data extraction time and supply of a specified section of the model and any file translation necessary.				
2. The development application lodgement fee is paid once only. This is to cover manipulation of the proposed development application file within the model and presentation of the contextual model, overlaying of DCP requirements etc.				
3. The amendment fee is paid every time significant changes are made to the building envelope, which require resubmission of a 3D file.				
<u>PRE-LODGE MENT CONSULTATION</u>				
Design Advisory Panel				
Pre-Lodgement Consultation with Design Advisory Panel Residential Subcommittee	Market	per application	1000.00	10%
<u>ASSESSMENT FEES FOR APPLICATIONS FOR APPROVAL FOR WORKS UNDER SECTION 60 OF THE NSW HERITAGE ACT</u>				
<i>The estimated cost of carrying out an activity is the reasonable cost (estimated on the basis of prices current when the application is made) of carrying out the activity as referred to in the application</i>				
Scale Fee - based on estimated cost of activity				
Up to \$100,000				
Owner-occupied private dwelling	Legislative	per application	150.00	0%
Property other than owner-occupied private dwelling	Legislative	per application	300.00	0%
\$100,000 to \$500,000				
Fee	Legislative	per application per \$100k or part thereof	400.00	0%
Additional Charge over \$100k	Legislative	thereof	25.00	0%
\$500,000 to \$1,000,000				
Fee	Legislative	per application per \$100k or part thereof	500.00	0%
Additional Charge over \$500k	Legislative	thereof	100.00	0%
\$1,000,000 to \$2,000,000				
Fee	Legislative	per application per \$100k or part thereof	1000.00	0%
Additional Charge over \$1m	Legislative	thereof	50.00	0%
\$2,000,000 to \$5,000,000				
Fee	Legislative	per application per \$100k or part thereof	1500.00	0%
Additional Charge over \$2m	Legislative	thereof	33.33	0%
\$5,000,000 to \$10,000,000				
Fee	Legislative	per application per \$100k or part thereof	2500.00	0%
Additional Charge over \$5m	Legislative	thereof	10.00	0%
More than \$10,000,000				
Fee	Legislative	per application per \$100k or part thereof	3000.00	0%
Additional Charge over \$10m	Legislative	thereof	10.00	0%

DRAFT SCHEDULE OF PROPOSED FEES & CHARGES 2019/20

Description	Pricing Code	Unit of Measure	\$ Fee	GST
<u>PLANNING ASSESSMENTS</u>				
<u>ASSESSMENT OF EXEMPTION NOTIFICATIONS UNDER SECTION 57(2) OF THE NSW HERITAGE ACT</u>				
Where the estimated cost of carrying out the activity is \$100,000 or less				
Owner-occupied private dwelling	Legislative	per application	150.00	0%
Property other than owner-occupied private dwelling	Legislative	per application	300.00	0%
<u>APPLICATION FOR FOOTWAY USAGE (OUTDOOR DINING)</u>				
Assessment for Footway Usage				
Fee	Partial Cost	per application	260.00	0%
Notification for Footway Usage				
Fee	Partial Cost	per application	100.00	0%
Extension of an existing approved Footway Usage Area, for a trial period (up to 12 months) by Resolution of Council				
Planning Assessment, Notification, Footway Usage Rental (for extended area only) and Administration fees	Zero	per application	0.00	0%
<u>PLANNING SUPPORT</u>				
<u>DEVELOPMENT APPLICATION PLANS ON EXHIBITION - for the purpose of notification process</u>				
Scanning DA Plans and Associated Documentation				
DA's with the cost of works less than \$100,000 (max charge \$65.00)	Full Cost	per A4 page	3.00	0%
Electronic Copying of DA Plans and Associated Documentation on Exhibition				
Fee	Full Cost	per CD	7.00	0%
<u>CERTIFICATE FEES</u>				
Section 10.7(2) - EP&A Act				
Fee	Legislative	per certificate	53.00	0%
Section 10.7(2), and (5) - EP&A Act				
Fee	Legislative	per certificate	80.00	0%
Additional Fee for 24 hr Production				
<i>available through Town Hall House only</i>				
Fee	Full Cost	per certificate	151.00	0%
Copy of S10.7 Certificate				
Fee	Legislative	per certificate	21.00	0%
Certificate as to orders (former s121ZP EP&A Act , s735A - LGA Act)				
Fee	Partial Cost	per certificate	133.00	0%
<u>DEVELOPMENT APPLICATIONS & CONSTRUCTION CERTIFICATES REGISTERS</u>				
Hardcopy/Printout				
Current Year - fortnightly issue	Full Cost	per issue	31.00	0%
Current Year - monthly issue	Full Cost	per issue	62.00	0%
Current Year - 26 fortnightly issues (annual subscription)	Full Cost	annual	443.00	0%
Previous Year - 1 whole year	Full Cost	per issue	495.00	0%
Prior Years - Number of Years (per year)	Full Cost	per year	315.00	0%
Floppy Disk/USB				
Current Year - 26 fortnightly issues	Full Cost	per issue	416.00	0%
Previous Year - 1 whole year	Full Cost	per issue	490.00	0%
Prior Years - Number of Years (per year)	Full Cost	per year	299.00	0%
Email delivery				
Current Year - fortnightly issue	Full Cost	per issue	24.00	0%
Current Year - monthly issue	Full Cost	per issue	17.00	0%
Current Year - 26 fortnightly issues (annual subscription)	Full Cost	annual	21.00	0%
Previous Year - 1 whole year	Full Cost	per issue	13.00	0%
Prior Years - Number of Years (per year)	Full Cost	per year	13.00	0%

DRAFT SCHEDULE OF PROPOSED FEES & CHARGES 2019/20

Description	Pricing Code	Unit of Measure	\$ Fee	GST
<u>PLANNING AGREEMENTS</u>				
<u>VOLUNTARY PLANNING AGREEMENTS</u>				
Advertising Costs				
Advertising of Explanatory Note and draft Planning Agreement or Deed of Variation of Planning Agreement	Partial Cost	per agreement	552.50	0%
Administration Costs Reimbursement				
Reimbursement of costs associated with the preparation and execution of a Planning Agreement	Partial Cost	per agreement	880.00	0%
Reimbursement of costs associated with the preparation and execution of a Deed of Variation of a Planning Agreement	Partial Cost	per agreement	440.00	0%
<u>STRATEGIC PLANNING</u>				
<u>HERITAGE FLOOR SPACE</u>				
Registration of HFS - (including final inspection)				
Fee	Full Cost	per transaction	740.00	0%
Transaction - (change of owner/sale)				
Fee	Full Cost	per transaction	450.00	0%
Heritage Floor Space Application				
<i>Fee to be charged for the assessment of an application for a HFS award that is not accompanied by a development application. The fee is applicable to HFS awards greater than 500 square metres only</i>				
Application Fee	Partial Cost	per application	11100.00	0%
<u>REQUEST TO PREPARE A PLANNING PROPOSAL</u>				
Major Application				
Fee	Full Cost	each	146000.00	0%
Minor Application				
Fee	Full Cost	each	17665.00	0%
<u>PLANNING CONTROLS</u>				
Reports, Studies and Reviews				
Miscellaneous Reports, Studies and Reviews	Partial Cost	each	35.90	0%
Sydney LEP & DCP				
<i>Sydney LEP and Sydney DCP 2012 documents are available for sale to ratepayers at a 50% discount</i>				
Sydney LEP 2012	Full Cost	each	219.00	0%
Sydney DCP 2012	Full Cost	each	398.00	0%
Both Sydney LEP 2012 and Sydney DCP 2012	Full Cost	each	571.00	0%
Sydney LEP 2012 (without maps)	Full Cost	each	46.00	0%
Sydney DCP 2012 (without maps)	Full Cost	each	229.50	0%
Sydney LEP 2012 or Sydney DCP 2012 - A3 Maps	Full Cost	per map	173.40	0%
All Other LEPs (text), Draft LEPs, DCPs, Misc Planning Codes, Policies etc.				
Fee	Market	each	35.70	0%
<u>PUBLICATIONS AND INFORMATION</u>				
Certified Copy of Document				
Map or Plan (s.10.8 (2) E.P&A Act)	Legislative	each	60.20	0%
Individual Colour Zoning or Other Maps				
A3 size (On Application)	Market	per map	22.95	0%
A1 size (On Application)	Market	per map	44.90	0%
<u>POLICY DOCUMENTS</u>				
City of Sydney Development Contributions Plan 2015 or Central Sydney Development Contributions Plan 2013				
Fee	Full Cost	each	32.65	0%
Other Contributions Plans				
Fee	Full Cost	each	32.65	0%

DRAFT SCHEDULE OF PROPOSED FEES & CHARGES 2019/20

Description	Pricing Code	Unit of Measure	\$ Fee	GST
URBAN ANALYTICS				
<u>ECONOMIC DEVELOPMENT</u>				
Data Requests (Information from existing databases)				
Viewing	Zero	per page	0.00	0%
Photocopying - A4 copies	Market	per page	2.00	0%
City of Sydney Floor Space and Employment Census				
Summary (printout)	Partial Cost	each	67.00	0%
Summary (Discount rate for residents, pensioners and students)	Partial Cost	each	34.00	0%
Standard Reports	Partial Cost	each	28.00	0%
Standard Reports (Discount rate for residents, pensioners and students)	Partial Cost	each	15.00	0%
Customised Reports				
Customised Reports (per hour of preparation time)	Market	per hour	194.00	0%
Customised Reports (Discount rate for residents, pensioners and students)	Market	per hour	65.00	0%
1,001 to 2,000 records (5 Fields), cumulative; per organisation per financial year	Market	per record	6.50	0%
>2,000 records but not >12,000 records (5 Fields)				
Fee plus	Market	per application	11710.00	0%
Per Record over 2,000 records up to 12,000 records	Market	per record	2.50	0%
>12,000 records (5 Fields)				
Fee plus	Market	per application	36515.00	0%
Per Record over 12,000 records	Market	per record	0.50	0%
Data Mapping	Market	each	58.00	0%
City Business Workshops				
<i>In the event of the City of Sydney organising a City Business workshop, the direct costs associated with this workshop may be charged to the organisation or workshop attendee</i>				
Ticket Fee	Market	per person	0.00 - 100.00	10%
<u>BUILDING</u>				
<u>BUILDING CERTIFICATES - EP&A Act 1979</u>				
<i>Note: Includes initial inspection</i>				
s6.26 - Class I and X Buildings				
Fee	Legislative	per dwelling	250.00	0%
Additional Inspection Fee (capped at 1 inspection fee)	Legislative	per application	90.00	0%
s6.26 - Other Classes				
Less than 200 m2 floor area	Legislative	per application	250.00	0%
Additional Inspection Fee (capped at 1 inspection fee)	Legislative	per application	90.00	0%
Greater than 200 m2 up to 2,000 m2 floor area				
Fee	Legislative	per application	250.00	0%
Additional charge over 200 m2	Legislative	per m2	0.50	0%
Additional Inspection Fee (capped at 1 inspection fee)	Legislative	per application	90.00	0%
Greater than 2,000 m2 floor area				
Fee	Legislative	per application	1165.00	0%
Additional charge over 2,000 m2	Legislative	per m2	0.075	0%
Additional Inspection Fee (capped at 1 inspection fee)	Legislative	per application	90.00	0%
Part of Building Only				
With external wall only involving more than 1 Building inspection	Legislative	per application	250.00	0%
Additional Inspection Fee (capped at 1 inspection fee)	Legislative	per application	90.00	0%
Where Building Certificate Application involves Unauthorised Works (Not exceeding application fee for a DA and CC)				
<i>Note: The applicable Development Application fees and/or Construction Certificate fees are payable for unauthorised works. (Refer to the relevant fee within the schedule of fees and charges)</i>				
Construction Certificate Application (Refer to the schedule of fees and charges for Construction Certificate Applications)	Market	per application	Fee + GST	10%
Development Application Fee (Refer to the schedule of fees and charges for Development Applications)	Legislative	per application	Fee	0%

DRAFT SCHEDULE OF PROPOSED FEES & CHARGES 2019/20

Description	Pricing Code	Unit of Measure	\$ Fee	GST
BUILDING				
CONSTRUCTION CERTIFICATE OR COMPLYING DEVELOPMENT CERTIFICATE				
UNDER EP&A ACT				
Class 1a & 1b Residential Buildings				
Cost of Work				
Up to \$5,000	Market	per application	404.00	10%
Greater than \$5,000 up to \$10,000	Market	per application	477.00	10%
Greater than \$10,000 up to \$100,000	Market	per application	643.00	10%
Greater than \$100,000 up to \$250,000	Market	per application	1132.00	10%
Exceeding \$250,000				
Base Fee plus	Market	per application	1132.00	10%
Additional fee for amt > \$250,000	Market	per 1K	2.32	10%
Class 2-9 Buildings and other Infrastructure Works, Signs and Subdivision				
Works (all class 10's) not related to Residential Dwellings				
Cost of Work				
Up to \$10,000	Market	per application	643.00	10%
\$10,001 - \$100,000				
Fee	Market	per application	643.00	10%
Additional charge over \$10K	Market	per 1K	5.45	10%
\$100,001 - \$500,000				
Fee	Market	per application	1167.00	10%
Additional charge over \$100K	Market	per 1K	3.09	10%
\$500,001 - \$1,000,000				
Fee	Market	per application	2442.00	10%
Additional charge over \$500K	Market	per 1K	2.30	10%
Exceeding \$1,000,000				
Fee	Market	per application	3615.00	10%
Additional charge over \$1M	Market	per 1K	1.61	10%
Construction Certificates with Alternative Building Solution Assessment in				
Excess of 3 Hours				
<i>Applications which require referral to FRNSW will incur an administration fee and an FRNSW fee</i>				
Fee	Market	per hour	224.00	10%
Administration Fee - Referral to FRNSW	Market	per application	153.00	10%
Assessment of Unauthorised Works outside scope of DA & CC				
Fee	Market	per hour	224.00	0%
Class 10a & 10b Buildings (associated with Class 1 dwellings only)				
Cost of Work				
Up to \$10,000	Market	per application	410.00	10%
\$10,001 - \$100,000	Market	per application	481.00	10%
Exceeding \$100,000	Market	per application	642.00	10%
Construction Certificate or Complying Development Certificate - Sustainable Installations				
<i>Applications exclusively for sustainable installations less than \$2 million. (Eg: Rainwater tanks, solar panels, greywater treatment systems)</i>				
Fee (Council Fees Waived)	Zero	per application	0.00	0%
Consultancy Services				
BCA Reports Consultancy Fee - Review Prior to DA Submission/BCA Upgrade				
Reports for works greater than 500m2	Market	per hour	224.00	10%
Other Building Related Consultancies or where older applications are required to be reviewed or unforeseen additional consultancy contingency fees & charges outside PCA functions	Market	per inspection	343.00	10%

DRAFT SCHEDULE OF PROPOSED FEES & CHARGES 2019/20

Description	Pricing Code	Unit of Measure	\$ Fee	GST
<u>BUILDING</u>				
<u>AMENDMENT TO CONSTRUCTION CERTIFICATE OR COMPLYING DEVELOPMENT CERTIFICATE under EP&A ACT</u>				
Where Additional Cost of Amended Works can be Established				
Up to \$10,000				
Fee	Market	per application	368.00	10%
\$10,001 - \$100,000				
Fee	Market	per application	368.00	10%
Additional charge over \$10K	Market	per 1K	5.45	10%
\$100,001 - \$500,000				
Fee	Market	per application	869.00	10%
Additional charge over \$100K	Market	per 1K	3.10	10%
\$500,001 - \$1,000,000				
Fee	Market	per application	2160.00	10%
Additional charge over \$500K	Market	per 1K	2.30	10%
Exceeding \$1,000,000				
Fee	Market	per application	3337.00	10%
Additional charge over \$1M	Market	per 1K	1.61	10%
Where Additional Cost of Amended Works Cannot be Established				
Fee plus	Market	per application	368.00	10%
Assessment in excess of 2 hours	Market	per hour	224.00	10%
<u>ADVERTISING/NOTIFICATION FEES FOR COMPLYING DEVELOPMENT APPLICATIONS</u>				
Notification Fee (Clause 130AB Complying Development & FireSafety Regulation)				
Application that involves a new dwelling or an addition to an existing dwelling on land in a residential zone	Market	per application	280.00	10%
<u>INSPECTION FEES FOR COUNCIL ACTING AS PRINCIPAL CERTIFYING AUTHORITY - EP&A Act</u>				
<i>(Includes Issue of Occupation Certificate)</i>				
Where Construction Certificate/Complying Development Certificate issued by Council				
Inspection fees				
Residential Dwellings (Class 1a & 1b)	Market	per inspection	237.00	10%
Mandatory Inspection prior to issuing of CC or CDC (Existing Buildings Class 1a & 1b)	Market	per inspection	237.00	10%
Class 10 & 10b Buildings & Signs	Market	per inspection	237.00	10%
Class 2-9 Buildings	Market	per inspection	350.00	10%
Class 5 & 6 Inspections - Food Shops	Market	per inspection	350.00	10%
Mandatory Inspection prior to issuing of CC or CDC (Existing Buildings Class 2-9)	Market	per inspection	350.00	10%
Final Inspection Development Consent where no CC or CDC has been issued including change of use				
Assessment Fee - Review DA File	Market	per hour	207.00	0%
Residential Dwellings (Class 1a & 1b)	Market	per inspection	237.00	10%
Class 2-9 Buildings	Market	per inspection	350.00	10%
Premium Inspection Fee				
Over and above the Mandatory Requirements	Market	per inspection	350.00	10%
Inspection of Unauthorised Works outside scope of DA & CC (Classes 1 & 10)	Market	per inspection	237.00	10%
Inspection of Unauthorised Works outside scope of DA & CC (Class 2 - 9)	Market	per inspection	350.00	10%
Re-Inspection due to work incomplete				
Fee	Market	per inspection	350.00	10%

DRAFT SCHEDULE OF PROPOSED FEES & CHARGES 2019/20

Description	Pricing Code	Unit of Measure	\$ Fee	GST
BUILDING				
INSPECTION FEES FOR COUNCIL ACTING AS PRINCIPAL CERTIFYING AUTHORITY - EP&A Act				
Multiple Unit Inspection Fee (in addition to critical stage inspections)				
6 items or more	Full Cost	Per item	61.00	10%
Less than 6 items	Full Cost	Per hr or part there of	350.00	10%
Appointment of Principal Certifying Authority where Construction Certificate/Complying Development Certificate issued by Private Accredited Certifier				
Review of Construction Certificate				
Fee	Market	per hour	207.00	0%
Inspection Fees				
Residential Dwellings - Class 1a & 1b	Market	per inspection	321.00	10%
Residential Dwellings - Class 10 & 10b Buildings & Signs	Market	per inspection	321.00	10%
Class 2-9 Buildings	Market	per inspection	381.00	10%
REGISTRATION OF PRIVATELY CERTIFIED CONSTRUCTION / COMPLYING DEVELOPMENT / OCCUPATION CERTIFICATES				
Registration Fee				
Fee	Legislative	per certificate	36.00	0%
AMENDMENTS TO APPROVALS ISSUED UNDER S68 LGA 1993				
Where additional cost of amended works can be established:				
Additional Cost of Work				
Not exceeding \$10,000	Market	per application	342.00	0%
>\$10,000 but not >\$100,000				
Fee plus	Market	per application	342.00	0%
In excess of \$10,000	Market	per application	0.53	0%
>\$100,000 but not >\$500,000				
Fee plus	Market	per application	828.00	0%
In excess of \$100,000	Market	per application	0.30	0%
>\$500,000 but not >\$1,000,000				
Fee plus	Market	per application	2055.00	0%
In excess of \$500,000	Market	per application	0.23	0%
Exceeding \$1,000,000				
Fee plus	Market	per application	3210.00	0%
In excess of \$1,000,000	Market	per application	0.19	0%
Where additional cost of amended works can be established:				
Fee plus	Market	per assessment	342.00	0%
Where assessment exceeds 2 hours	Market	per hour	342.00	0%
ACTIVITIES REQUIRING APPROVAL OF COUNCIL - S68 LGA 1993				
S68D (1-6) Community Land or Temporary Structures erected on land under the control of Council				
Assessment Fee	Market	per approval	360.00	0%
Inspection Fee (minimal structures 1-3)	Market	per inspection	342.00	0%
Inspection Fee (moderate structures 4-6)	Market	per inspection	674.00	0%
Inspection Fee (multiple structures greater than 6)	Market	per inspection	1012.00	0%
S68E (1-2) Public Roads - items placed on, in or above a public road				
Assessment Fee	Market	per application	360.00	0%
Inspection Fee	Market	per inspection	342.00	0%

DRAFT SCHEDULE OF PROPOSED FEES & CHARGES 2019/20

Description	Pricing Code	Unit of Measure	\$ Fee	GST
BUILDING				
ACTIVITIES REQUIRING APPROVAL OF COUNCIL - S68 LGA 1993				
S68F(5) - Install or Operate Amusement Devices				
Commercial Organisations				
Application Fee up to maximum fee	Market	per amusement device	316.00	0%
Maximum fee	Market	per application	1073.00	0%
Inspection Fee	Market	per inspection	341.00	0%
Non-Profit Organisations				
Application Fee up to maximum fee	Market	per amusement device	158.00	0%
Maximum fee	Market	per application	375.00	0%
Inspection Fee	Market	per inspection	181.00	0%
ACTIVITIES REQUIRING APPROVAL OF COUNCIL - S68 LGA 1993				
S68 LGA - Approval for Installation and On Site Sewer Management Systems				
Infrastructure Cost				
Not exceeding \$10,000	Market	per application	306.00	0%
>\$10,000 but not >\$100,000	Market	per application	425.00	0%
>100,000 but not >\$500,000	Market	per application	793.00	0%
>\$500,000 but not >\$1,000,000	Market	per application	1889.00	0%
Exceeding \$1,000,000	Market	per application	2991.00	0%
S68 LGA - Approval to Operate On Site Sewer Management Systems				
Additional Cost of Work				
Not Exceeding \$10,000	Market	per application	245.00	0%
>\$10,000 but not >\$100,000	Market	per application	306.00	0%
>\$100,000 but not >\$500,000	Market	per application	672.00	0%
>\$500,000 but not >\$1,000,000	Market	per application	1688.00	0%
Exceeding \$1,000,000	Market	per application	2847.00	0%
S68 LGA - On Site Sewer Management Systems Amended Applications				
Infrastructure Cost <\$100,000 (Minor Amendment)	Market	per application	121.00	0%
Infrastructure Cost <\$100,000 (Major Amendment)	Market	per application	305.00	0%
Infrastructure Cost >\$100,000 but not >\$500,000 (Minor Amendment)	Market	per application	181.00	0%
Infrastructure Cost >\$100,000 but not >\$500,000 (Major Amendment)	Market	per application	366.00	0%
Infrastructure Cost >\$500,000 but not >\$1,000,000 (Minor Amendment)	Market	per application	305.00	0%
Infrastructure Cost >\$500,000 but not >\$1,000,000 (Major Amendment)	Market	per application	425.00	0%
Infrastructure Cost >\$1,000,000 (Minor Amendment)	Market	per application	425.00	0%
Infrastructure Cost >\$1,000,000 (Major Amendment)	Market	per application	553.00	0%
Inspection Fee (fee for service)	Market	per hour	106.00	0%
COMPLIANCE COSTS - MONITORING OF ORDER AND COMPLIANCE				
Compliance Costs associated with the monitoring and/or compliance of an EP&A Act Order				
Compliance Cost Notices Sch 5 item EP&A Act	Legislative	per officer	Fee	0%
Compliance Cost Notices S104 Protection of the Environment Operations Act 1997	Legislative	per officer	Fee	0%
Monitoring of clean up notice and/or prevention/prohibition notice	Legislative	per officer	Fee	0%
Additional Fees Incurred (cost to council)	Market	per investigation	Fee	0%

DRAFT SCHEDULE OF PROPOSED FEES & CHARGES 2019/20

Description	Pricing Code	Unit of Measure	\$ Fee	GST
BUILDING				
OTHER CERTIFICATES				
Swimming Pool Barrier Certificates				
Application for Exemption from barrier (s22 Swimming Pools Act)	Legislative	per certificate	250.00	0%
Swimming Pool Barrier (Initial Inspection)	Legislative	per inspection	150.00	10%
Swimming Pool Barrier (Follow up Inspection)	Legislative	per inspection	100.00	10%
Pool Barrier Inspections - non mandatory	Market	per hour	190.00	10%
Pool Barrier Desk Top Audit - non mandatory	Market	per hour	140.00	10%
RECORD SEARCH AND INFORMATION REQUESTS				
Copy of Applications or Certificates				
Viewing	Zero	per page	0.00	0%
Photocopying - A4 copies	Full Cost	per page	2.00	0%
Photocopying - A3 copies	Full Cost	per page	3.00	0%
Photocopying - A2 copies	Full Cost	per page	17.00	0%
Photocopying - A1 copies	Full Cost	per page	17.00	0%
Photocopying - A0 copies	Full Cost	per page	17.00	0%
Building Information Certificate				
Copy of existing certificate	Legislative	per document	13.00	0%
Building Application / Construction Certificate Plan Search				
Viewing	Zero	per page	0.00	0%
<i>Copy Charges - refer Planning Assessments section "Viewing Copying of DA Consents/Plans"</i>				
REGULATORY				
INSPECTION FEES				
<i>Note: Minimum Inspection Fee = Half Hour, Additional time charged on a pro-rata basis</i>				
Hairdressing Shops/Beauty Salons/Skin Penetration				
Fee	Partial Cost	per half hour	106.00	0%
Sex Industry Premises				
Fee	Partial Cost	per half hour	106.00	0%
Places of Shared Accommodation				
Fee	Partial Cost	per half hour	106.00	0%
Places of Shared Accommodation - operated by registered charities				
Fee	Zero	per half hour	0.00	0%
Boarding House Act Inspection				
Fee	Partial Cost	per inspection	106.00	0%
Food Premises				
Inspection Fee (Applies to routine food premises inspections, justified food premises complaints, high risk temporary, and mobile food vending vehicles with high or moderate inspection result)	Partial Cost	per half hour	106.00	0%
Reinspection (fixed, mobile and temporary premises) - where inspection takes <10 minutes and is compliant. Includes reinspection of initial inspection, subsequent Improvement Notice reinspections after initial reinspection, prohibition order	Zero	per half hour	0.00	0%
Reinspection Fee (fixed, mobile and temporary premises) - where result in non-compliant or inspection takes >10 minutes. Includes reinspection of initial inspection, subsequent Improvement Notice reinspections after initial reinspection, prohibition order	Partial Cost	per half hour	160.00	0%
Temporary Food Administration Fee				
<i>(Fee based on one initial inspection of each registered temporary food premises within any financial year)</i>				
Temporary Food Premise - High Risk	Partial Cost	per stall	214.00	0%
Temporary Food Premise - Low Risk	Partial Cost	per stall	153.00	0%
Charitable/Not for Profit	Zero	per stall	0.00	0%
Administration fee for late submission of Temporary Food Event Application (Applications are required 10 working days before the event)	Partial Cost	per event	250.00	0%

DRAFT SCHEDULE OF PROPOSED FEES & CHARGES 2019/20

Description	Pricing Code	Unit of Measure	\$ Fee	GST
REGULATORY				
INSPECTION FEES				
Sampling of Food Premises for Bacteriological Analysis				
Fee	Partial Cost	per sample	106.00	0%
Swimming/Spa Pools inspection (inspection includes chemical test of water				
Fee	Partial Cost	per half hour	106.00	0%
Sampling of Pool Water for Bacteriological Analysis				
Fee	Partial Cost	per sample	106.00	0%
Acoustic Performance Tests/Other Specialised Tests				
Fee	Market	per employee/half hour	100.00	0%
Food Administration Fee				
<i>Fee includes one inspection</i>				
5 or less Food Handlers	Legislative	per premises	347.00	0%
5 or less Food Handlers (5 star Scores on Doors business)	Legislative	per premises	230.00	0%
5 or less Food Handlers (low risk premises)	Legislative	per premises	80.00	0%
more than 5 and up to 50 Food Handlers	Legislative	per premises	652.00	0%
more than 5 and up to 50 Food Handlers (5 star Scores on Doors business)	Legislative	per premises	435.00	0%
51 or more Food Handlers	Legislative	per premises	1958.00	0%
51 or more Food Handlers (5 star Scores on Doors business)	Legislative	per premises	1310.00	0%
Charitable/Not for Profit	Zero	per premises	0.00	0%
Environmental Auditing/Inspection Fee				
Fee	Partial Cost	per half hour	100.00	0%
Water Cooling, Evaporative Cooling and Warm Water Systems				
Sampling Fee	Partial Cost	per sample	106.00	0%
Inspection fee	Partial Cost	per inspection	227.00	0%
Risk Management Plan Certificates of Completion Administration Fee	Full Cost	annual	115.00	0%
HEALTH APPROVALS				
Mobile Food Vending Approval Fees				
Food Truck Application Fee	Full Cost	per application per annum	600.00	0%
Food Van Application Fee	Full Cost	per application per annum	400.00	0%
Temporary Health Inspection (includes hair/beauty, skin penetration)				
Short Term Event				
Commercial	Full Cost	per stall	72.00	0%
Community	Partial Cost	per stall	25.00	0%
Charitable/Not for Profit	Zero	per stall	0.00	0%
Additional inspection fee per stall	Partial Cost	per stall	52.00	0%
PUBLIC HEALTH ACT NOTIFICATIONS				
Skin Penetration Premises				
Fee	Legislative	per notification	100.00	0%
Water Cooling, Evaporative Cooling and Warm Water Systems				
Fee	Legislative	per notification	115.00	0%
Public Swimming Pools and Spa Pools				
Fee	Legislative	per notification	100.00	0%

DRAFT SCHEDULE OF PROPOSED FEES & CHARGES 2019/20

Description	Pricing Code	Unit of Measure	\$ Fee	GST
<u>REGULATORY</u>				
<u>HEALTH ENFORCEMENT</u>				
Notices or Orders				
Administrative Fee - Part 4 Protection of the Environment Operations Act	Legislative	per document	550.00	0%
Issue Improvement Notices (Food Act) - includes initial re-inspection	Legislative	per notice	330.00	0%
Issue Improvement Notices and Prohibition Orders -Regulated Systems	Legislative	per notice	560.00	0%
Issue Improvement Notices and Prohibition Orders -Swimming Pools, Spa's and Skin Penetration	Legislative	per notice	270.00	0%
Re-Inspection Fee subject to Prohibition Order (minimum charge half hour and maximum charge 2 hours)	Legislative	per hour	250.00	0%
<u>SUPPLY OF INFORMATION</u>				
Notices or Orders				
Viewing	Zero	per page	0.00	0%
Photocopying - A4 size	Full Cost	per page	2.00	0%
Inspection History Data - Current Proprietors Only				
<i>In relation to Food Premises, Hairdressing Shops, Beauty Salons, Premises used for Skin Penetration procedures, Places of Shared accommodation.</i>				
Viewing	Zero	per page	0.00	0%
Photocopying - A4 size	Full Cost	per page	2.00	0%
Food Hygiene Education Course				
<i>No charge for this course - not accredited trainers</i>				
Fee	Zero	per person	0.00	10%
Fire Safety and Egress Notices				
Viewing	Zero	per page	0.00	0%
Photocopying - A4 copies	Full Cost	per page	2.00	0%
Enquiry re Fire Safety of Property Requiring Inspection				
Fee	Partial Cost	per application	483.00	10%
Fire Safety - Stay of Penalty Infringement Application (Re Annual Fire Safety Statement)				
Fee	Full Cost	per application	414.00	0%
<u>ESSENTIAL SERVICES</u>				
Annual Fire Safety Statement				
Inspection of premises regarding Annual Fire Safety Statement	Partial Cost	per certificate	190.00	10%
Annual Fire Safety Statement Administration fee	Market	per statement	78.00	0%
<u>BACKPACKER VEHICLES</u>				
Auction Sales - Abandoned Vehicles				
Auction Sales - Abandoned Vehicles	Partial Cost	per vehicle	348.00	10%
<u>IMPOUNDED VEHICLES</u>				
Cost of Release				
Advertisement and removal to impounding yard Plus	Full Cost	per vehicle	348.00	0%
Storage	Full Cost	per day	40.00	0%
<u>IMPOUNDED ITEMS</u>				
Removal and Storage				
Small Item (1 person removal) e.g. signs, shopping trolleys, bikes	Market	per item	110.00	0%
Large Item (2 person removal) e.g. skip bins, mechanical items	Market	per item	220.00	0%
<u>IMPOUNDED ANIMALS</u>				
Cost of Release				
As per contract	Full Cost	per animal	Fee	0%

DRAFT SCHEDULE OF PROPOSED FEES & CHARGES 2019/20

Description	Pricing Code	Unit of Measure	\$ Fee	GST
<u>REGULATORY</u>				
<u>CAT TRAP HIRE</u>				
Security Deposit				
Fee	Security Deposit	per hire	97.00	0%
Trap Hire Fees				
Pensioner	Zero	per hire	0.00	10%
Resident				
1-7 days	Market	per hire	15.00	10%
8 or more days	Market	per day	8.00	10%
<u>ANIMAL REGISTRATIONS</u>				
New Animal Registrations (Companion Animals Act, 1998)				
<i>Applies to all dogs and cats born, bought or sold from 1 July, 1999</i>				
Entire Animal (not desexed)				
Fee	Legislative	per animal	207.00	0%
Desexed Animal				
Fee	Legislative	per animal	57.00	0%
50% Discounted Registration Fee - only applies to animals which have been purchased from an eligible pound/shelter	Legislative	per animal	Fee	0%
Recognised breeder				
Fee	Legislative	per animal	57.00	0%
Reduced Fees for Pensioners:				
Entire Animal (not desexed) - First Animal	Zero	per animal	0.00	0%
Entire Animal (not desexed) - Additional	Partial Cost	per animal	15.00	0%
Desexed Animal - First Animal	Zero	per animal	0.00	0%
Desexed Animal - Additional	Partial Cost	per animal	10.00	0%
Assistance Animal	Legislative	per animal	0.00	0%
Non-Resident Pensioners				
Desexed Animal - Legislated Fee applies	Legislative	per animal	24.00	0%
Late Fees				
Where registration is not paid within legislated 28 days	Legislative	per animal	15.00	0%
Annual Animal Permits				
Female Cat not desexed by 4 months of age	Legislative	per animal	80.00	0%
Dog of restricted breed	Legislative	per animal	195.00	0%
Dog declared dangerous	Legislative	per animal	195.00	0%
Desexing Fees				
<i>Available to Health Care Card Holders Only</i>				
Subsidised Cat Desexing (male/female)	Partial Cost	per cat	50.00	10%
Subsidised Dog Desexing (male)	Partial Cost	per dog	120.00	10%
Subsidised Dog Desexing (bitch)	Partial Cost	per dog	165.00	10%
<u>BUSKING APPROVALS</u>				
Permit Fees				
Annual permit (expiry 12 months from date applied for)	Market	per permit	47.00	0%
Quarterly permit (3 monthly)	Market	per permit	13.00	0%
Special busking permit safety review	Market	per permit	105.00	0%
<u>REPLACEMENT PERMITS</u>				
<i>First replacement free</i>				
Replacement permit - 12 month permit	Market	per permit	11.00	0%
Replacement permit - 3 month permit	Market	per permit	6.00	0%
<u>PREMISES NUMBERS</u>				
Application fee for premises numbers other than those assigned				
CBD	Full Cost	per permit	237.00	0%
Non CBD	Full Cost	per permit	166.00	0%
<u>TREE INSPECTIONS - Residential Properties</u>				
Application for tree removal, inspection/approval				
Fee	Partial Cost	per approval	75.00	0%

DRAFT SCHEDULE OF PROPOSED FEES & CHARGES 2019/20

Description	Pricing Code	Unit of Measure	\$ Fee	GST
REGULATORY				
STREET TREE PLANTING FOR DEVELOPMENT				
CBD (200 litre with 12 months maintenance & granite/terrabond base)				
Fee	Market	each	2000.00	0%
Suburbs (100 litre with 12 months maintenance)				
Fee	Market	each	1000.00	0%
CONSTRUCTION REGULATION				
HOARDINGS AND HOISTING				
Application, Amendment and Approval to extend an approval				
Fee	Full Cost	per application	360.00	0%
Inspection Fee (including pre-approval or site establishment inspection fee, inspection of graphics)	Market	per inspection	342.00	0%
"A" Type Hoardings				
Without Traffic Barrier				
Outside City Centre	Full Cost	lineal mt/week	7.89	0%
City Centre	Full Cost	lineal mt/week	10.61	0%
With Traffic Barrier Along the Kerb line				
Outside City Centre	Full Cost	lineal mt/week	9.24	0%
City Centre	Full Cost	lineal mt/week	13.16	0%
"B" Type Hoardings (including Cantilevered Hoardings)				
Without Sheds				
Outside City Centre	Full Cost	lineal mt/week	10.61	0%
City Centre	Full Cost	lineal mt/week	14.90	0%
With Single Storey Site Sheds or Storage of Materials on Decks - Single row sheds				
Outside City Centre	Full Cost	lineal mt/week	14.42	0%
City Centre	Full Cost	lineal mt/week	26.47	0%
With Single Storey Site Sheds or Storage of Materials on Decks - Double row sheds				
Outside City Centre	Full Cost	lineal mt/week	28.84	0%
City Centre	Full Cost	lineal mt/week	52.94	0%
With Double Storey Site Sheds - Single row sheds				
Outside City Centre	Full Cost	lineal mt/week	28.00	0%
City Centre	Full Cost	lineal mt/week	39.40	0%
With Double Storey Site Sheds - Double row sheds				
Outside City Centre	Full Cost	lineal mt/week	56.10	0%
City Centre	Full Cost	lineal mt/week	78.80	0%
Hoarding Occupation Fee - forming a work/storage compound area - Refer to Map Hoarding & Scaffolding Guidelines				
Zone 1 - Circular Quay, City Centre	Market	per m2/week	735.00	0%
Zone 2 - All other non-CBD areas	Market	per m2/week	367.00	0%
Performance Bond for Hoarding on Footway				
<i>Minimum \$10,000 / Maximum \$100,000</i>				
"A" Type Hoardings				
Non-granite paving or Granite paving for minor works only (subject to the installation of protective coverings complying with the City's Hoarding & Scaffolding Guidelines)	Security Deposit	per sq mt of coverage	0.00	0%
Granite paving (without protective coverings)	Security Deposit	per sq mt of coverage	658.00	0%
"B" Type Hoardings				
Non-granite paving	Security Deposit	per lineal mt	1311.00	0%
Granite paving	Security Deposit	per sq mt of coverage	658.00	0%
Street Trees Impacted by Erection of Hoardings				
As Valued by THYER - City of Sydney's tree valuation method (Fee range between \$2,000 and \$20,000)	Security Deposit	per tree	Fee	0%

DRAFT SCHEDULE OF PROPOSED FEES & CHARGES 2019/20

Description	Pricing Code	Unit of Measure	\$ Fee	GST
<u>CONSTRUCTION REGULATION</u>				
<u>BARRICADES</u>				
Placement on Footway				
Fee	Market	per week or part thereof	93.00	0%
Emergency Barricades and Lights				
Initial attendance (call-out)	Full Cost	each	328.00	0%
Time charge on site	Full Cost	per hour	65.00	0%
<u>CRANE OPERATIONS</u>				
Approval to stand and operate a mobile crane, cherry-picker, concrete boom pump, travel tower, boomlift, scissor lift etc				
Usage Fee	Market	per day or part thereof	187.00	0%
Fee to amend application	Market	per day or part thereof	187.00	0%
Hoisting activity over roadway from site installed devices, cranes, personnel hoist, materials hoist, swinging stage, master climber etc				
Fee	Market	per application	360.00	0%
Crane and Other Road Operations - Involving Temporary Partial Road Closure				
Major road lane closure - per lane	Market	per day or part thereof	1211.00	0%
Minor road lane closure - per lane	Market	per day or part thereof	605.00	0%
Minor road lane closure - single residential dwelling only	Market	per day or part thereof	209.00	0%
<u>TEMPORARY FOOTPATH CROSSINGS</u>				
Standard Footway Crossing or Standard Conduit Ramp				
<i>(in accordance with Council's specification and constructed to Council's satisfaction)</i>				
Fee	Market	per week or part thereof	93.00	0%
Standard Footway Crossing or Standard Conduit Ramp - for purpose of cleaning Grease Traps				
<i>(in accordance with Council's specification and constructed to Council's satisfaction)</i>				
Per week or part thereof	Partial Cost	per approval	82.00	0%
Per month or part thereof	Partial Cost	per approval	149.00	0%
Per year or part thereof	Partial Cost	per approval	572.00	0%
<u>TEMPORARY WORKS</u>				
Mobile Scaffolds, concrete line pumps, ladders, abseil/rope access etc				
Fee	Market	per week or part thereof	93.00	0%
Fee to amend application	Market	per week or part thereof	93.00	0%
Loading/Unloading - single residential properties only	Market	per week or part thereof	279.00	0%
<u>WASTE CONTAINERS ON THE PUBLIC WAY - Single Residential Dwellings - Section 68 of the LGA</u>				
Confiscation/Storage/Release Fee				
Small licenced bins 2.5m x 1.5m x 1m:	Market	per container	956.00	0%
All other sizes exceeding above dimensions:	Market	per container	1433.00	0%
<u>WORKS ZONES</u>				
<i>See Ticket Parking Section for Parking Meter Space Removal Fees</i>				
Deposit				
Project Valued up to \$100,000	Security Deposit	per frontage	13372.00	0%
Project Valued over \$100,000	Security Deposit	per frontage	27738.00	0%
Fees				
Application Fee (non refundable)	Full Cost	per application	1683.00	0%

DRAFT SCHEDULE OF PROPOSED FEES & CHARGES 2019/20

Description	Pricing Code	Unit of Measure	\$ Fee	GST
CONSTRUCTION REGULATION				
WORKS ZONES				
Consultant Advice				
Fee (recovery of council costs plus 10% administration fee)	Full Cost	per occasion	Fee	0%
Non-Compliance Fees				
<i>Note: Non compliance with conditions may lead to loss of Works Zone, forfeiture of deposit and reapplication fee before consideration of reinstatement</i>				
Call-out inspections for mis-use of Works Zones	Full Cost	per inspection	296.00	0%
Re-Application Fee	Full Cost	per application	3366.00	0%
Core Area Works Zones				
<i>All streets within area bounded by Alfred Street, Macquarie Street then Elizabeth Street to Eddy Avenue, Broadway and Wattle Street, plus Kings Cross.</i>				
Up to 12 hours per day for first 12 months	Full Cost	Per lineal mtr per week	131.00	0%
Up to 12 hours per day after 12 months	Full Cost	Per lineal mtr per week	168.00	0%
Over 12 hours per day for first 12 months	Full Cost	Per lineal mtr per week	168.00	0%
Over 12 hours per day after 12 months	Full Cost	Per lineal mtr per week	194.00	0%
<i>Note - Any fee increase approved by Council shall apply to existing and new Works Zones.</i>				
Standard Works Zones				
<i>(outside Core Area)</i>				
Up to 12 hours per day for first 12 months	Full Cost	Per lineal mtr per week	85.00	0%
Up to 12 hours per day after 12 months	Full Cost	Per lineal mtr per week	112.00	0%
Over 12 hours per day for first 12 months	Full Cost	Per lineal mtr per week	102.00	0%
Over 12 hours per day after 12 months	Full Cost	Per lineal mtr per week	138.00	0%
PROPERTIES, ROADS AND FOOTWAYS				
FOOTWAY USAGE APPROVALS (including outdoor eateries)				
Rental fee for use of footway areas				
Zone 1 - Circular Quay, City Centre	Market	per m2/annum	670.00	0%
Zone 1A - Darlinghurst, Woolloomooloo & Sth Sydney East	Market	per m2/annum	330.00	0%
Zone 2 - Pyrmont; Ultimo; Chippendale; King St Newtown; Glebe Pt Rd	Market	per m2/annum	240.00	0%
Zone 3 - Sth Sydney South	Market	per m2/annum	190.00	0%
Zone 4 - Glebe & Forest Lodge	Market	per m2/annum	140.00	0%
Zone 5 - Regent St & Redfern St Redfern	Market	per m2/annum	170.00	0%
Zone 6 - Darlinghurst Rd & William St	Market	per m2/annum	245.00	0%
Zone 6A - Oxford St	Market	per m2/annum	240.00	0%
Zone 7 - Various CBD Laneways	Market	per m2/annum	140.00	0%
Zone 8 - Light Rail Zone	Zero	per m2/annum	0.00	0%
Administration Fee				
Administration Fee	Partial Cost	per application	320.00	0%
Security Deposit				
\$500 or 3mths Licence Fee - whichever is the greater	Security Deposit	per licence	Fee	0%
Rental Fee for Deck Structures				
Deck Structure	Partial Cost	per annum	6620.00	10%
Extension of an existing approved Footway Usage Area, for a trial period (up to 12 months) by Resolution of Council				
Planning Assessment, Notification, Footway Usage Rental (for extended area only) and Administration fees	Zero	per application	0.00	0%

DRAFT SCHEDULE OF PROPOSED FEES & CHARGES 2019/20

Description	Pricing Code	Unit of Measure	\$ Fee	GST
<u>PROPERTIES, ROADS AND FOOTWAYS</u>				
<u>LICENCE FOR AIRSPACE ABOVE FOOTPATHS - (Verandahs and Balconies)</u>				
Commercial - main streets				
<i>Set by negotiation based on specifics of application</i>				
Fee	Market	per m2/week	Fee + GST	10%
Commercial - other streets				
<i>Set by negotiation based on specifics of application</i>				
Fee	Market	per m2/week	Fee + GST	10%
<u>ROAD CLOSURE AND SALE</u>				
Application Fee				
Fee	Market	per application	8340.00	0%
Additional Fee				
<i>Application fee may vary based on costs incurred by Council to process application</i>				
Recoverable Fees (Advert, valuation etc)	Market	per application	Fee	0%
<u>ROAD LEASING AND STRATUM LEASING FEES (UNDER S.153 S.149 & S.138 ROADS ACT)</u>				
Road Leasing Fees				
Rental Charge	Market	per annum	Fee + GST	10%
Application Fee	Partial Cost	per application	4770.00	10%
Stratum Leasing Fees for Airspace above or Tunnel below Roads				
Rental Charge	Market	per annum	Fee + GST	10%
Recoverable Fees (Advert, valuation, etc)	Market	per application	Fee + GST	10%
Renewals				
Application Fee	Partial Cost	per application	3070.00	10%
Assignment & Sub-lease				
Application Fee	Partial Cost	per application	710.00	10%
<u>STREET VENDING CONSENT UNDER SECT. 139 ROADS ACT</u>				
Administration				
Fee	Partial Cost	per application	1070.00	0%
Rental Charge				
Fee	Market	per annum	Fee	0%
Recoverable Fees (Advert, valuation, etc)				
Fee	Market	per application	Fee	0%
<u>SERVICE PIPELINES, CONDUITS AND CABLES LICENCE FEE (Use of Public Way)</u>				
Stormwater pipelines				
Fee	Market	per metre	10.50	0%
Pipelines - Other than stormwater				
Up to 0.1m in diameter and up to 20m in length	Market	per annum	245.00	0%
Additional lengths (in excess of 20m)	Market	per metre	17.00	0%
Between 0.1m and 0.2m in diameter and up to 20m in length	Market	per annum	465.00	0%
Additional Charge over 20m	Market	per metre	32.50	0%
Over 0.2m in diameter and up to 20m in length	Market	per annum	690.00	0%
Additional Charge over 20m	Market	per metre	44.00	0%
Additional pipelines within same excavation	Market	per metre	5.40	0%
Cables & Conduits (up to 1km)				
Fee	Market	per metre	17.00	0%
Pipelines, Cables and Conduits (greater than 1 km)				
Underground	Market	per km	690.00	0%
Aboveground	Market	per km	1410.00	0%
Other Structures laid, erected, suspended, constructed or placed on, under or over a public place (Sect 611 LGA 1993)				
Assessed on Commercial basis	Market	per annum	Fee	0%

DRAFT SCHEDULE OF PROPOSED FEES & CHARGES 2019/20

Description	Pricing Code	Unit of Measure	\$ Fee	GST
<u>PROPERTIES, ROADS AND FOOTWAYS</u>				
<u>FILLER BOX / FILLER LINES</u>				
Annual Licence Fee				
Existing Installations Only	Market	per licence	165.00	0%
Inspection Fee				
<i>(Chargeable only in case of application for permission to install new petrol fill box or relocation of petrol fill box)</i>				
Fee	Market	each	66.00	0%
<u>OWNERS CONSENT FOR DEVELOPMENT APPLICATION (DA) - ON COUNCIL OWNED LAND</u>				
Application Fee for Owners Consent to Minor DA's (ie Shop Fit-out)				
Fee	Partial Cost	per application	250.00	0%
Application Fee for Owners Consent to Major DA's (ie Structures on, over or below Council Owned Land)				
Fee	Partial Cost	per application	1250.00	0%
<u>COMMERCIAL FILMING IN OR ON COUNCIL BUILDINGS</u>				
<i>Filming charges apply as per Filming on Council Streets, Parks and Open Space</i>				
Additional Venue Hire Rates apply per Building by negotiation	Market	per hour	Fee	0%
<u>DISTRIBUTION OR DISPLAY OF ADVERTISING MATTER, OTHER MATERIALS AND ASSOCIATED STRUCTURES IN A PUBLIC PLACE</u>				
Long Term/Commercial Promotions				
Assessed on Commercial basis	Market	per annum	Fee	0%
<u>ROADS MANAGEMENT</u>				
<u>TEMPORARY ROAD CLOSURES FOR CONSTRUCTION WORKS AND MOBILE CRANES</u>				
Application Fees (non-refundable)				
Application Fee	Market	per approval	1714.00	0%
Deferred Date Application Fee	Market	per approval	938.00	0%
Road Closure Fees				
Temporary Full or Partial Major road closure per block	Market	per lane/day	1877.00	0%
Temporary Full or Partial Minor road closure per block	Market	per lane/day	938.00	0%
Where road is closed for less than one day, the fee is calculated in 4-hour blocks:				
Less than 4 hours	Market	per closure	25.50	0%
4 hours to less than 8 hours	Market	per closure	51.00	0%
8 hours to less than 12 hours	Market	per closure	76.50	0%
12 hours to less than 24 hours	Market	per closure	102.00	0%
24 hours or more	Market	per closure	pro rata	0%
<u>USER PAYS SIGNPOSTING (Excluding Works Zones)</u>				
Administration charge				
Per Street block	Full Cost	per approval	150.00	0%
Signposting Cost				
As Per Tender rates	Full Cost	per item	Fee	0%
Urgent Installation fee				
Less than 14 Days	Full Cost	per approval	150.00	0%

DRAFT SCHEDULE OF PROPOSED FEES & CHARGES 2019/20

Description	Pricing Code	Unit of Measure	\$ Fee	GST
<u>ROADS MANAGEMENT</u>				
<u>TEMPORARY ROAD CLOSURE FOR STREET EVENTS</u>				
Road Closure Fees				
Temporary Full or Partial Major Road Closure				
Commercial and Private Users	Market	per block per day	1840.00	0%
NFP Organisations, Charities and Public Schools	Zero	per block per day	0.00	0%
Temporary Full or Partial Minor Road Closure				
Commercial and Private Users	Market	per block per day	920.00	0%
NFP Organisations, Charities and Public Schools	Zero	per block per day	0.00	0%
Temporary Full Road Closure for Sporting Events (min \$2,000)				
Commercial and Private Users	Market	per 100 lineal metres	200.00	0%
Parking Fees				
Use of Ticket Parking (Monday - Friday)	Market	per car space per day	85.00	0%
Use of Ticket Parking (Saturday - Sunday)	Market	per car space per day	60.00	0%
<u>ACTIVITIES REQUIRING APPROVAL OF COUNCIL - S116 (2) ROADS ACT 1993</u>				
Applications for Consent				
Advertising (Recovery of Council costs)	Full Cost	per newspaper advertisement	Fee	0%
Administration Fee	Partial Cost	per application	2600.00	0%
<u>OVERSIZE AND OVER MASS VEHICLE ACCESS</u>				
Oversize and Over Mass Vehicle Access Permit	Market	per application	73.40	0%
Pavement Assessment (Recovery of Council Costs)	Full Cost	per application	Fee	0%
Route Assessment	Partial Cost	per application	260.00	0%
<u>MISCELLANEOUS</u>				
Street Furniture Supply, Storage, Install and Remove				
<i>Remove, store and re-install. Including power and plumbing disconnection and/or reconnection where required</i>				
Assessed on a commercial basis	Market	per approval	Fee + GST	10%
Flood Planning				
Provision of Flood Planning Levels	Full Cost	per lot	152.00	10%
Provision of Flood Study Numerical Model	Market	per application	205.00	10%
Driveway Linemarking				
Driveway Holding Lines	Market	per driveway	204.00	0%
Painted Chevron (Recovery of Council Costs)	Full Cost	per driveway	Fee	0%

DRAFT SCHEDULE OF PROPOSED FEES & CHARGES 2019/20

Description	Pricing Code	Unit of Measure	\$ Fee	GST
PUBLIC DOMAIN CHARGES				
DEVELOPMENT SITES				
<i>Note: Deposits may be retained in full by the City until all public domain construction and rectification works are completed to City standards and required documentation provided. A minimum of 10% of deposits may be retained for the duration of the specified defects liability period.</i>				
Public Domain Works Deposit				
<i>Applicable when works are constructed in the public domain (eg: for approved Public Domain Plans) and calculated on the total area (m2) and lineal metres (lm) of public domain works for each of the proposed materials listed below. Deposit may also include and be held against potential damage to the public domain that may arise during the works in lieu of a separate Public Domain Damage Deposit to allow release of separate Public Domain Damage Deposit.</i>				
Stone, Brick or Concrete Paver Footway	Security Deposit	per m2	795.00	0%
Asphalt or Concrete Footway	Security Deposit	per m2	362.00	0%
Asphalt Surfaced Roadway with Concrete Base	Security Deposit	per m2	660.00	0%
Asphalt Surfaced Roadway with FCR Roadbase	Security Deposit	per m2	460.00	0%
Concrete Roadway	Security Deposit	per m2	550.00	0%
Strip and Resurface Asphalt Roadway	Security Deposit	per m2	320.00	0%
Concrete Kerb & Gutter	Security Deposit	per lm	460.00	0%
Concrete Gutter Only	Security Deposit	per lm	280.00	0%
Stone Kerb	Security Deposit	per lm	685.00	0%
Grassed Area	Security Deposit	per m2	107.00	0%
Trees	Security Deposit	each	1000.00	0%
Public Domain Damage Deposit				
<i>Applicable to all public domain frontages (including footpaths and road carriageway) where public domain assets may be damaged during the development works. The deposit is calculated as 50% of the total area (m2) of public domain frontage multiplied by the corresponding rate for the existing footpath surface treatment as listed below. - Note: a kerb and gutter damage deposit may also apply as listed below.</i>				
Stone, Brick or Concrete Paver	Security Deposit	per m2	795.00	0%
Asphalt or Concrete	Security Deposit	per m2	362.00	0%
Kerb and Gutter Damage Deposit				
<i>May be applied by the City for protection of stone kerbs and gutters from damage or loss during development activity</i>				
Protection of Kerb and Gutter	Security Deposit	per lm	1415.00	0%
Public Domain Inspections				
<i>Repeat Inspection Fee: Applicable on the 3rd inspection where works remain non-compliant</i>				
Fee	Market	per inspection	295.00	0%
Public Domain Inspection - Less than 24 hour notice call out inspection fee				
<i>Applicable if inspection can be accommodated at short notice</i>				
Fee	Market	per inspection	150.00	0%
Public Domain Inspection - Subdivision Works				
Civil and Landscape Inspection Fee	Market	per inspection	320.00	0%
Review of Construction Certificate Documentation	Market	each	209.00	10%
Other Document Review (eg compaction tests)	Market	per project	290.00	10%
Resubmission arising from amended proposal/site circumstances	Market	per application	100.00	10%

DRAFT SCHEDULE OF PROPOSED FEES & CHARGES 2019/20

Description	Pricing Code	Unit of Measure	\$ Fee	GST
<u>PUBLIC DOMAIN CHARGES</u>				
<u>DEVELOPMENT SITES</u>				
Dewatering Connection Fees				
Permit Fee	Market	per connection	135.00	0%
Application Fee (perform site inspection and verify information supplied)	Market	per application	590.00	0%
Peer Review Fee	Market	per application	2000.00	0%
Additional peer review to reflect requested amendments or updates to approved plans	Market	per connection	500.00	0%
Security Bond (required if an underground connection into Council's stormwater pit is approved)	Security Deposit	per connection	12500.00	0%
<u>DETERMINATION OF PUBLIC DOMAIN PLANS</u>				
Single residential, small commercial or industrial property (less than 9 lm frontage)				
Perform site inspection and verify/assess information supplied	Market	per street frontage	290.00	0%
Multi-unit residential, larger commercial or industrial property (greater than 9 lm frontage)				
Perform site inspection and verify/assess information supplied	Market	per street frontage	590.00	0%
<u>DETERMINATION OF ALIGNMENT LEVELS</u>				
Single residential, small commercial or industrial property (less than 9 lm frontage)				
Perform site inspection and verify information supplied	Market	per street frontage	295.00	0%
Multi-unit residential, larger commercial or industrial property (greater than 9 lm frontage)				
Perform site inspections and verify information supplied	Market	per street frontage	600.00	0%
<u>DRAINAGE CONNECTIONS</u>				
Connection to City Gully Pit, Manhole or Underground Pipe				
Perform site inspection, verify information supplied by applicant for approval and preparation of positive covenant (chargeable in all cases)	Market	per connection	600.00	0%
<u>SECTION 138 ROADS ACT TO INSTALL TEMPORARY SHORING INCLUDING GROUND ANCHORS IN THE ROAD RESERVE</u>				
Application Fee Based on Cost of Work				
Not exceeding \$10,000				
Fee	Market	per application	600.00	0%
Greater than \$10,000 up to \$100,000				
Fee plus	Market	per application per \$1,000 over \$10,000	610.00	0%
In excess of \$10,000	Market		6.00	0%
Greater than \$100,000 up to \$500,000				
Fee plus	Market	per application per \$1,000 over \$100,000	1150.00	0%
In excess of \$100,000	Market		3.00	0%
Greater than \$500,000 up to \$1,000,000				
Fee plus	Market	per application per \$1,000 over \$500,000	2350.00	0%
In excess of \$500,000	Market		3.00	0%
Exceeding \$1,000,000				
Fee plus	Market	per application per \$1,000 over \$1,000,000	3850.00	0%
In excess of \$1,000,000	Market		3.00	0%
Inspection Fee				
Fee	Market	per inspection	295.00	0%
Damage Security Bond/Deposit for Temporary Shoring of Council's footway or roadway				
Note: Minimum bond \$250,000. Deposits will be retained in full by the City until 6 months after the de-stressing of the ground anchors has been accepted by the City		per lineal metre of frontage		
	Security Deposit		7210.00	0%

DRAFT SCHEDULE OF PROPOSED FEES & CHARGES 2019/20

Description	Pricing Code	Unit of Measure	\$ Fee	GST
<u>PUBLIC DOMAIN CHARGES</u>				
<u>SECTION 138 ROADS ACT APPROVALS - PUBLIC DOMAIN</u>				
<i>For Example: Structures in Roadway, Footpath Renewal where a Development Application does not apply</i>				
Application Fees				
Single residential, small commercial or industrial property (less than 9m frontage)				
Perform site inspection and verify/assess information supplied	Market	per application	295.00	0%
Multi-unit residential, small commercial or industrial property (greater than 9m frontage)				
Perform site inspection and verify/assess information supplied	Market	per application	590.00	0%
Inspection Fees				
Construction Inspection Fee	Market	per inspection	295.00	0%
Security Bond - Public Domain Damage				
Stone, Brick or Concrete Paver	Security Deposit	per lm	795.00	0%
Asphalt or Concrete	Security Deposit	per lm	362.00	0%
Security Bond - Public Domain Works				
Stone, Brick or Concrete Paver Footway	Security Deposit	per m2	795.00	0%
Asphalt or Concrete Footway	Security Deposit	per m2	362.00	0%
Asphalt Surfaced Roadway with Concrete Base	Security Deposit	per m2	660.00	0%
Asphalt Surfaced Roadway with FCR Roadbase	Security Deposit	per m2	460.00	0%
Concrete Roadway	Security Deposit	per m2	550.00	0%
Strip and Resurface Asphalt Roadway	Security Deposit	per m2	320.00	0%
Concrete Kerb & Gutter	Security Deposit	per lm	460.00	0%
Concrete Gutter only	Security Deposit	per lm	280.00	0%
Stone Kerb	Security Deposit	per lm	685.00	0%
Grassed Area	Security Deposit	per m2	107.00	0%
Trees	Security Deposit	each	1000.00	0%
Security Bond - Kerb & Gutter				
Protection of Kerb and Gutter	Security Deposit	per lm	1415.00	0%
<u>DRIVEWAY, ROADWAY, FOOTWAY AND KERB AND GUTTER CHARGES WHERE WORKS ARE PERFORMED BY THE APPLICANT OR THEIR CONTRACTOR</u>				
<u>ROADWAY, FOOTWAY, KERB & GUTTER FEES</u>				
Road Opening Permit				
Permit Fee (Chargeable in all cases)	Market	per permit	126.00	0%
Security Deposit (refundable 12 months after works completed to City Specification, and in accordance with the City Standard Conditions for Openings)				
Fee = 100% of calculated GST Inclusive Council Restoration Charge where works are undertaken by Council (refer below)	Security Deposit	per permit	Fee	0%
Inspections by Council				
<i>Inspection of restoration work performed by Applicant or their Contractors</i>				
Standard 2 Inspection Fee (chargeable in all cases)	Market	per restoration	857.00	0%
After Hours Call Out Inspection Fee (outside the hours between 6am to 3pm weekdays plus all weekend)	Market	per inspection	643.00	0%
Additional Inspections (applicable where corrective works required)	Market	per inspection	429.00	0%
<u>DRIVEWAY FEES</u>				
Applicant to Perform Own Works				
<i>Applicant to perform own Works - refer to Road Opening Permits for charges additional to inspection fees</i>				
Confirm Construction Requirements and Perform Site Inspections (chargeable in all cases) cost includes two inspections	Market	each	920.00	0%
Additional Site Inspections if required	Market	per inspection	250.00	0%

DRAFT SCHEDULE OF PROPOSED FEES & CHARGES 2019/20

Description	Pricing Code	Unit of Measure	\$ Fee	GST
ROAD OPENING PERMITS				
ROAD OPENING PERMITS				
Permit Fee				
Chargeable in all cases	Market	per opening	126.00	0%
Deposit - Per Permit				
<i>Driveway Charges - Refunds will be processed when the driveway is deemed complete and final inspection verifies works are to City standards. Restoration Charges - Refunds/invoices will be processed when the temporary reinstatement complies with the City's Road Opening Conditions, and the costing of the permanent reinstatement has been determined</i>				
Security Deposit (refundable - applicant performing own works)	Security Deposit	per permit	2745.00	0%
RESTORATION CHARGES FOR DRIVEWAYS, ROADWAYS, FOOTWAYS, KERB & GUTTERS WHERE WORKS ARE PERFORMED BY COUNCIL				
Restoration Charges - Notes				
1: Prices quoted are inclusive of GST unless indicated. Works carried out by utilities or their authorised agents in relation to the placement, creation, maintenance, enhancement or removal of utility assets within the public road or public open space as part of their responsibility of providing, managing and operating a utility network are free of GST.				
2: All rates per square metre (m2) or lineal metre (lm) and include cost of labour, materials and overheads unless stated.				
3: Minimum charge per line item is 1 m2 or 1 lm except for Bicycle Lane Separator, Bicycle Lane Coating and TGS replacement.				
4: An additional surcharge of 30% over standard rate is charged for works in high traffic locations within CBD, State or Regional Roads or where required by RMS restrictions.				
5: Openings greater than 50m2 within roads and footways will be subject to a 10% reduction in restoration charges.				
6: Openings greater than 100m2 within roads and footways will be subject to a 20% reduction in restoration charges.				
7: Openings greater than 150m2 within roads and footways will be subject to a 30% reduction in restoration charges.				
8: For works of unknown quantities or for inspection services, the City's full recovery cost is determined from the City's accredited contractor rates, which have undergone a competitive tendering process in accordance with the Local Government Act and the City's Procurement Policy and Guidelines.				
ROADWAY				
Asphalt Surfaced Roadway & Concrete Base including dowelling				
Fee	Market	per m2	673.00	10%
Concrete Roadway including Dowelling				
Fee	Market	per m2	561.00	10%
Asphalt Roadway & FCR Roadbase				
Fee	Market	per m2	470.00	10%
Strip & Resurface Asphalt Roadway (no base repairs)				
Fee	Market	per m2	326.00	10%
Stencilling of Concrete or Asphalt				
Fee	Market	per m2	89.00	10%
<i>Stencilling - Notes</i>				
1: Stencilling is charged in addition to the Roadway Restoration surface and base materials required.				
Bicycle Lane Separator				
Fee	Market	per lm	209.00	10%
Bicycle Lane Counter/Loop				
Supply & Installation	Market	each	12620.00	10%

DRAFT SCHEDULE OF PROPOSED FEES & CHARGES 2019/20

Description	Pricing Code	Unit of Measure	\$ Fee	GST
RESTORATION CHARGES FOR DRIVEWAYS, ROADWAYS, FOOTWAYS, KERB & GUTTERS WHERE WORKS ARE PERFORMED BY COUNCIL				
ROADWAY				
Bicycle Lane Coating				
Fee	Market	per m2	66.00	10%
<p>1: Bicycle Lane Separator and Coating Fees are charged in addition to the Roadway Restoration surface and base required.</p> <p>2: Bicycle Lane Separator replacement must be measured to the nearest full section lock-in joint at each end.</p> <p>3: Minimum charge for Bicycle Lane Separator is 1.5 lm.</p> <p>4: Roadway Restoration in Designated Bicycle Lanes must be the full width of the Designated Bicycle Lane by a minimum metre in length to provide a safe permanent restoration for bicycle riders.</p> <p>5: Any Bicycle Lane Counter/Loop damaged during road openings requires complete unit replacement in the permanent restoration.</p> <p>6: Minimum charge for Bicycle Lane Coating is \$350 (does not apply when work amount for bicycle lane coating exceeds the charge).</p>				
Linemarking				
Fee	Market	per lm	58.00	0%
<p><i>Linemarking - Notes</i></p> <p>1: Linemarking Fee is charged in addition to the Roadway Restoration surface and base materials required.</p> <p>2: Linemarking includes lines, symbols and text adhered to the Roadway.</p> <p>3: Minimum charge for Linemarking is \$350 (does not apply when work amount for linemarking exceeds the charge).</p>				
Road Wooden Block Pavers				
Road Sub Base	Market	per m2	561.00	10%
FOOTWAY				
Pebblecrete				
Fee	Market	per m2	444.00	10%
Concrete Footway				
Fee	Market	per m2	327.00	10%
Asphalt Footway & FCR Roadbase				
Fee	Market	per m2	255.00	10%
Asphalt Footpath with Concrete Base				
Fee	Market	per m2	500.00	10%
Strip & Resurface Asphalt Footway (no base repairs)				
Fee	Market	per m2	163.00	10%
Kerb Ramp (Concrete or Asphalt)				
Fee	Market	per kerb ramp	1570.00	10%
<p><i>Kerb Ramp - Notes</i></p> <p>1: Any opening in a concrete or asphalt kerb ramp will require reconstruction of the whole kerb ramp.</p>				
Tactile Ground Surface Indicators (TGSI)				
Directional Tactile (Strip)	Market	per strip	79.00	0%
Warning Tactile (Disc)	Market	per disc	11.20	0%
<p><i>TGSI - Notes</i></p> <p>1: TGSI replacement is charged in addition to the Footway Restoration surface and base materials required.</p> <p>2: Minimum charge for directional or warning tactiles of \$120 (does not apply when work amount for directional or warning tactile exceeds the charge).</p>				

DRAFT SCHEDULE OF PROPOSED FEES & CHARGES 2019/20

Description	Pricing Code	Unit of Measure	\$ Fee	GST
RESTORATION CHARGES FOR DRIVEWAYS, ROADWAYS, FOOTWAYS, KERB & GUTTERS WHERE WORKS ARE PERFORMED BY COUNCIL				
FOOTWAY				
Concrete Footpath Joint - "Trip Stop" or equivalent				
<i>Note: Only for full depth Concrete Footpaths and Concrete sub-base under other surface materials, applied along tree lined footpaths, including as a minimum the areas under a tree canopy. Spaced at each joint with no dummy joints allowed</i>				
Supply Only	Full Cost	per piece	36.70	10%
Supply and Install	Full Cost	per piece	68.30	10%
Grassed Area				
Fee	Market	per m2	99.00	10%
Garden Area				
Fee	Market	per m2	240.00	10%
Tree Surrounds (Porous)				
Porous Terrabond or similar material	Market	per m2	454.00	10%
Crushed Granite	Market	per m2	148.00	10%
Soft Fall/Recycled Rubber				
Supply and Install	Market	per m2	444.00	10%
DRIVEWAY RESTORATION & CONSTRUCTION				
Establishment Fee				
<i>All driveways constructed by Council will be charged an establishment fee for design and site costs</i>				
Site Establishment	Market	each	900.00	10%
Stone, Brick or Concrete Pavers on a Reinforced Concrete Base (excluding paver supply)				
Fee	Market	per m2	867.00	10%
150mm Concrete (Residential)				
Fee	Market	per m2	495.00	10%
200mm Concrete (Commercial)				
Fee	Market	per m2	581.00	10%
KERB & GUTTER				
Re-lay Kerb Stone (excluding kerb stone supply)				
Fee	Market	per lm	612.00	10%
Supply Kerb Stones				
Trachyte	Market	per lm	1632.00	10%
Granite	Market	per lm	980.00	10%
Sandstone	Market	per m	383.00	10%
Bluestone	Market	per m	332.00	10%
Precast concrete	Market	per lm	78.50	10%
Construct Concrete Gutter				
Fee	Market	per lm	286.00	10%
Construct Concrete Kerb & Gutter				
Fee	Market	per lm	470.00	10%

DRAFT SCHEDULE OF PROPOSED FEES & CHARGES 2019/20

Description	Pricing Code	Unit of Measure	\$ Fee	GST
RESTORATION CHARGES FOR DRIVEWAYS, ROADWAYS, FOOTWAYS, KERB & GUTTERS WHERE WORKS ARE PERFORMED BY COUNCIL				

KERB & GUTTER

EKI (Extended Kerb Inlet/Precast Concrete Pit Lintel)

Supply and Install (Recovery of the City's Costs)	Full Cost	each	Fee + GST	10%
---	-----------	------	-----------	-----

Stormwater Drainage Outlet in Kerbstone

Fee	Market	per outlet	510.00	10%
-----	--------	------------	--------	-----

Notes for Kerb and Gutter

1. To aid sustainability the City encourages the preservation of existing kerbstones wherever possible.
2. Cracked and sawcut kerbstones are not reusable. Full kerbstone replacement for all non-reusable kerbstones will be added to Permanent Restoration to ensure Pre Road Opening laid condition can be restored.
3. Reusable Kerbstones must be returned to the Council Stoneyard in a clean state (free of adhesive and/or mortar) to be accepted for reuse.
4. City Stoneyard Delivery Record of Reusable Kerbstones (Road Opening Permit details plus reusable kerbstone type and quantity in 1m) is required to avoid the cost of replacement kerbstones being added to the permanent Restoration charges.
5. Kerbstones may only be returned to the City Stoneyard during business hours and following prior arrangement.
6. The City cannot guarantee availability of replacement kerbstones. Supply of replacement kerbstones may require research and sourcing from commercial suppliers at the Applicant's cost.
7. Where exact matching kerbstones are no longer available the closest match alternative kerbstone available will be substituted and due to size, texture or colour variations may require replacement of a larger area than the initially measured permanent restoration at the Applicant's cost.

DECORATIVE PAVING

Re-lay Stone, Brick or Concrete Pavers and Reseal Pavers and Restore Concrete Base (excluding paver supply)

Fee	Market	per m2	704.00	10%
-----	--------	--------	--------	-----

Re-lay Stone, Brick or Concrete Pavers and Reseal Pavers where no base repairs are required (excluding paver supply)

Fee	Market	per m2	352.00	10%
-----	--------	--------	--------	-----

Supply Replacement Stone Pavers

All Quantities	Market	per m2	470.00	10%
----------------	--------	--------	--------	-----

Supply Replacement Brick or Concrete Pavers

All Quantities	Market	per m2	99.00	10%
----------------	--------	--------	-------	-----

Notes for Decorative paving

1. To aid sustainability the City encourages the preservation of existing pavers wherever possible.
2. Cracked and sawcut pavers are not reusable. Full paver replacement for all non-reusable pavers will be added to Permanent Restoration to ensure Per Road Opening laid condition can be restored.
3. Reusable Pavers must be returned to the City Stoneyard in a clean state (free of adhesive and/or mortar) to be accepted for reuse.
4. City Stoneyard Delivery Record of Reusable Pavers (Road Opening Permit details plus reusable pavertype and quantity in m2) is required to avoid the cost of replacement pavers being added to the Permanent Restoration charges.
5. Pavers may only be returned to the City Stoneyard during business hours and following prior arrangement.
6. The City cannot guarantee availability of replacement pavers. Supply of replacement pavers may require research and sourcing from commercial suppliers at the Applicant's cost.
7. Where exact matching pavers are no longer available the closest match alternative paver will be substituted and due to size, texture or colour variations may require the replacement of a larger area than the initially measured permanent restoration at the Applicant's cost.

DRAFT SCHEDULE OF PROPOSED FEES & CHARGES 2019/20

Description	Pricing Code	Unit of Measure	\$ Fee	GST
MISCELLANEOUS INFRASTRUCTURE CHARGES				
MISCELLANEOUS INFRASTRUCTURE CHARGES				
<i>Note: For all sites in the public domain including utility restoration sites where applicable</i>				
Stormwater Downpipe Connection (property to kerb)				
Supply and Lay	Market	per metre	250.00	10%
Crowd Control Barriers				
Hire Fee	Market	per barrier per day	31.60	0%
Delivery - (drop off or pickup)	Market	per delivery	112.00	0%
Recovery of Survey Infrastructure				
		per field day or part thereof		
Survey to recover the position of survey infrastructure	Full Cost	thereof	2690.00	0%
Replacement of Permanent Mark (Types 1, 2, 15)				
Replacement of survey infrastructure (surface) & associated works	Full Cost	each	2690.00	0%
Replacement of Permanent Mark (Types 4, 6, 7, 8 and City Alignment Marks)				
Replacement of survey infrastructure (sub-surface) & associated works	Full Cost	each	5390.00	0%
Bollard				
Remove or Install	Full Cost	each	495.00	0%
Supply and Install	Full Cost	each	949.00	0%
Unlock/Remove Bollard and Reinstall (temporary removal)	Full Cost	per site	122.00	0%
Street or Directional Signage				
Supply Only	Full Cost	each	224.00	0%
Supply and Install	Full Cost	each	602.00	0%
Lighting and Electrical Design (Non ASP3)				
Up to 4 Light Poles	Full Cost	per application	2600.00	0%
Per Pole beyond first four poles	Full Cost	per pole	310.00	0%
Make Safe - For all Hazards				
<i>Make Safe is only used to urgently remove a hazard to the community and does not preclude the contractor or authority to carry out further works. Photographic evidence of the hazard will support any charges made.</i>				
Hire, Transport, Place Rails and Trestles/Temporary Fencing and Sand Bags	Market	per site	337.00	10%
Remove Public Hazard by placing cold mix or other suitable material or by mechanical grinding	Market	per site	337.00	10%
Place or Remove Steel Plate or other suitable cover	Market	per site	337.00	10%
Hire of Steel Plate or other suitable cover (min 7 days)	Market	per site	158.00	10%
Hire of Steel Plate or other suitable cover - after 7 days	Market	per day	26.50	10%
Fill Subsided Trench on Road/Footpath failure with appropriate material	Market	per site	500.00	10%
Damage to the City's Infrastructure (Market rate subject to quotes received by the City's contractors)	Market	per site	Fee + GST	10%
Cleaning and Sealing of Granite or Other Type Pavers				
Fee	Market	per m2	47.00	10%
Pit Lid Infill to Match Surrounding Material Type				
Supply and Install Infill Material	Market	per m2	663.00	10%
Supply Metal Infill Pit Lid (Class D - suitable for road and footpath)	Market	per m2	2205.00	10%

DRAFT SCHEDULE OF PROPOSED FEES & CHARGES 2019/20

Description	Pricing Code	Unit of Measure	\$ Fee	GST
<u>MISCELLANEOUS INFRASTRUCTURE CHARGES</u>				
<u>MISCELLANEOUS INFRASTRUCTURE CHARGES</u>				
Unknown/Complex Works/Technical Inspections				
<i>Allows for but not limited to: Staff or contractor investigative costs; CCTV of drainage assets; core holes, compaction tests; stormwater drainage repairs - gully pits, pipes, lines, pit lintels, sub-soil drains; and clean up costs. Additional surcharge as per Restoration Charges Notes Item 4 will not apply to this charge.</i>				
Recovery of City costs for hidden damage to affected surrounding/adjacent infrastructure plus 35% overhead fee	Full Cost	each	Fee	0%
Artwork on Footway/Roadway or in Public Domain				
<i>eg mosaics, infill lettering, special materials and shapes etc.</i>				
Recovery of City Costs	Full Cost	per site	Fee	0%
<u>CAR SHARING PROGRAM</u>				
<u>CAR SHARE PARKING</u>				
Car Share Parking Fees				
Car Share Parking Space Application, Installation & Administration Fee	Partial Cost	per bay	2380.00	0%
Administration Fee (for minor changes to bays ie change of operator)	Partial Cost	per bay	460.00	0%
Removal of a Car Share space (Recovery of Council costs)	Full Cost	per bay	Fee	0%
Replacement Annual Car Share Permit	Partial Cost	per permit per year	27.00	0%
Parking Space Levy (Recovery of Council costs)	Full Cost	per bay	Fee	0%
Car Share Annual Permit Fee	Partial Cost	per permit per year	170.00	0%
New Car Share Operator Application Fee	Partial Cost	per application	1650.00	0%
<u>RESIDENT PARKING</u>				
<u>RESIDENT PARKING PERMITS</u>				
Resident Parking Permit - Differential Fee (sticker attached to window)				
All Precincts				
1st Permit				
Very Low Environmental Impact - GVG Emissions 111.9 or less (was 4 stars or more), motorcycles and scooters	Partial Cost	p.a./ permit	42.00	0%
Low Environmental Impact - GVG Emissions 112-186.5 (was 3 to 3.5 stars)	Partial Cost	p.a./ permit	61.00	0%
Standard Fee - Medium Environmental Impact - GVG Emissions 186.6-261.1 (was 2 to 2.5 stars) OR not in GVG	Partial Cost	p.a./ permit	81.00	0%
High Environmental Impact - GVG Emissions 261.2 or more (was 1.5 stars or less)	Partial Cost	p.a./ permit	162.00	0%
2nd Permit				
Very Low Environmental Impact - GVG Emissions 111.9 or less (was 4 stars or more), motorcycles and scooters	Partial Cost	p.a./ permit	63.00	0%
Low Environmental Impact - GVG Emissions 112-186.5 (was 3 to 3.5 stars)	Partial Cost	p.a./ permit	94.00	0%
Standard Fee - Medium Environmental Impact - GVG Emissions 186.6-261.1 (was 2 to 2.5 stars) OR not in GVG	Partial Cost	p.a./ permit	124.00	0%
High Environmental Impact - GVG Emissions 261.2 or more (was 1.5 stars or less)	Partial Cost	p.a./ permit	246.00	0%

DRAFT SCHEDULE OF PROPOSED FEES & CHARGES 2019/20

Description	Pricing Code	Unit of Measure	\$ Fee	GST
<u>RESIDENT PARKING</u>				
<u>RESIDENT PARKING PERMITS</u>				
Resident Parking Permit - Differential Fee (sticker attached to window)				
Pensioners on Full Benefits				
1st Permit				
Very Low Environmental Impact - GVG Emissions 111.9 or less (was 4 stars or more), motorcycles and scooters	Partial Cost	p.a./ permit	6.00	0%
Low Environmental Impact - GVG 112-186.5 (was 3 to 3.5 stars)	Partial Cost	p.a./ permit	10.00	0%
Standard Fee - Medium Environmental Impact - GVG Emissions 186.6-261.1 (was 2 to 2.5 stars) OR not in GVG	Partial Cost	p.a./ permit	13.00	0%
High Environmental Impact - GVG Emissions 261.2 or more (was 1.5 stars or less)	Partial Cost	p.a./ permit	25.00	0%
2nd Permit				
Very Low Environmental Impact - GVG Emissions 111.9 or less (was 4 stars or more), motorcycles and scooters	Partial Cost	p.a./ permit	27.00	0%
Low Environmental Impact - GVG Emissions 112-186.5 (was 3 to 3.5 stars)	Partial Cost	p.a./ permit	39.00	0%
Standard Fee - Medium Environmental Impact - GVG Emissions 186.6-261.1 (was 2 to 2.5 stars) OR not in GVG	Partial Cost	p.a./ permit	54.00	0%
High Environmental Impact - GVG Emissions 261.2 or more (was 1.5 stars or less)	Partial Cost	p.a./ permit	108.00	0%
Replacement Resident Parking Permit				
Very Low Environmental Impact - GVG Emissions 111.9 or less (was 4 stars or more), motorcycles and scooters	Partial Cost	per permit	14.00	0%
Low Environmental Impact - GVG Emissions 112-186.5 (was 3 to 3.5 stars)	Partial Cost	per permit	21.00	0%
Standard Fee - Medium Environmental Impact - GVG Emissions 186.6-261.1 (was 2 to 2.5 stars) OR not in GVG	Partial Cost	per permit	27.00	0%
High Environmental Impact - GVG Emissions 261.2 or more (was 1.5 stars or less)	Partial Cost	per permit	54.00	0%
3-month, Interim and Temporary Construction Work Permits (dependent on eligibility)				
Very Low Environmental Impact - GVG Emissions 111.9 or less (was 4 stars or more), motorcycles and scooters	Partial Cost	per permit	42.00	0%
Low Environmental Impact - GVG Emissions 112-186.5 (was 3 to 3.5 stars)	Partial Cost	per permit	61.00	0%
Standard Fee - Medium Environmental Impact - GVG Emissions 186.6-261.1 (was 2 to 2.5 stars) OR not in GVG	Partial Cost	per permit	81.00	0%
High Environmental Impact - GVG Emissions 261.2 or more (was 1.5 stars or less)	Partial Cost	per permit	162.00	0%
Support Worker Parking Permit				
Limit of 1 Permit for each vehicle used to provide in-home care	Partial Cost	p.a./ permit	54.00	0%
Replacement permit (subject to submission of statutory declaration)	Partial Cost	p.a./ permit	27.00	0%
Carers' Parking Permit				
Limit of 1 Permit per household annually	Partial Cost	p.a./ permit	54.00	0%
Replacement Permit (subject to submission of statutory declaration)	Partial Cost	p.a./ permit	27.00	0%

DRAFT SCHEDULE OF PROPOSED FEES & CHARGES 2019/20

Description	Pricing Code	Unit of Measure	\$ Fee	GST
RESIDENT PARKING				
RESIDENT PARKING PERMITS				
Resident Visitor Parking Permit				
<i>Individual scratch card parking permits (dependent on eligibility). Note able to purchase annual allotment in lots of 10.</i>				
One Visitor Parking Permit - Standard	Partial Cost	per scratch card	2.00	0%
One Visitor Parking Permit - Pensioner on full benefits	Partial Cost	per scratch card	1.00	0%
Zone A Permit - 10 Permit annual allocation	Partial Cost	p.a./ allotment	20.00	0%
Zone A Permit - 30 Permit annual allocation	Partial Cost	p.a./ allotment	60.00	0%
Zone A Permit - 40 Permit annual allocation	Partial Cost	p.a./ allotment	80.00	0%
Zone A Permit - 10 Permit annual allocation - pensioner	Partial Cost	p.a./ allotment	10.00	0%
Zone A Permit - 30 Permit annual allocation - pensioner	Partial Cost	p.a./ allotment	30.00	0%
Zone A Permit - 40 Permit annual allocation - pensioner	Partial Cost	p.a./ allotment	40.00	0%
Zone B Permit - 20 Permit annual allocation	Partial Cost	p.a./ allotment	40.00	0%
Zone B Permit - 40 Permit annual allocation	Partial Cost	p.a./ allotment	80.00	0%
Zone B Permit - 60 Permit annual allocation	Partial Cost	p.a./ allotment	120.00	0%
Zone B Permit - 20 Permit annual allocation - pensioner	Partial Cost	p.a./ allocation	20.00	0%
Zone B Permit - 40 Permit annual allocation - pensioner	Partial Cost	p.a./ allocation	40.00	0%
Zone B Permit - 60 Permit annual allocation - pensioner	Partial Cost	p.a./ allotment	60.00	0%
Visitor Parking Permit - Tradespersons				
Limit of six 1-week permits per household annually	Partial Cost	p.a./permit	54.00	0%
Business Parking Permit				
Very Low Environmental Impact - GVG Emissions 111.9 or less (was 4 stars or more), motorcycles and scooters	Partial Cost	per permit	29.00	0%
Low Environmental Impact - GVG Emissions 112-186.5 (was 3 to 3.5 stars)	Partial Cost	per permit	42.00	0%
Standard Fee - Medium Environmental Impact - GVG Emissions 186.6-261.1 (was 2 to 2.5 stars) OR not in GVG	Partial Cost	per permit	55.00	0%
High Environmental Impact - GVG Emissions 261.2 or more (was 1.5 stars or less)	Partial Cost	per permit	109.00	0%
Replacement Business Parking Permits				
Very Low Environmental Impact - GVG Emissions 111.9 or less (was 4 stars or more), motorcycles and scooters	Partial Cost	per permit	16.00	0%
Low Environmental Impact - GVG Emissions 112-186.5 (was 3 to 3.5 stars)	Partial Cost	per permit	23.00	0%
Standard Fee - Medium Environmental Impact - GVG Emissions 186.6-261.1 (was 2 to 2.5 stars) OR not in GVG	Partial Cost	per permit	29.00	0%
High Environmental Impact - GVG Emissions 261.2 or more (was 1.5 stars or less)	Partial Cost	per permit	55.00	0%
PARKING STATIONS				
GOULBURN ST PARKING STATION				
Permanent Parking				
Unreserved Parking - Hybrid Vehicle	Market	monthly	330.00	10%
Unreserved Parking	Market	monthly	440.00	10%
Unreserved Parking (Resident Parking within 500 metres)	Market	monthly	374.00	10%
Reserved Parking	Market	monthly	550.00	10%
Motorcycle/Moped	Market	monthly	110.00	10%
Casual Parking				
0 - 0.5 hour	Market	flat rate	5.00	10%
0.5 to 1 hour	Market	flat rate	9.00	10%
1 to 2 hours (park up to 2 hours)	Market	flat rate	22.00	10%
2 to 3 hours (park up to 3 hours)	Market	flat rate	32.00	10%
3 to 4 hours (park up to 4 hours)	Market	flat rate	42.00	10%
4+ hours (maximum daily rate)	Market	flat rate	52.00	10%
Evening Rates (Entry after 5pm, exit before 6am the following day)				
Mon - Fri	Market	flat rate	12.00	10%

DRAFT SCHEDULE OF PROPOSED FEES & CHARGES 2019/20

Description	Pricing Code	Unit of Measure	\$ Fee	GST
<u>PARKING STATIONS</u>				
<u>GOULBURN ST PARKING STATION</u>				
Weekend Parking Rates (exit before 6am the following day)				
Weekends and Public Holidays	Market	flat rate	12.00	10%
Casual Parking - Other Transport Modes				
Motorcycle/Moped	Market	per hour	1.00	10%
Motorcycle/Moped	Market	flat rate	7.00	10%
Reduced Parking Fee - Rooftop Special (if offered)				
Fee (subject to specific Entry and Exit times)	Market	flat rate	20.00	10%
Lost Ticket Fee				
Monday - Sunday, Public Holidays	Market	per ticket per day	52.00	10%
After Hours Release of Vehicle				
Monday - Sunday	Market	per vehicle	55.00	10%
Discount Parking				
Community Groups	Market	flat rate	12.00	10%
Charity Groups	Market	flat rate	12.00	10%
Police	Market	flat rate	15.00	10%
Approved City of Sydney Contractors working at Car Park	Zero	flat rate	0.00	10%
Administration/Cleaning Fees - Events				
Fee	Market	per event	200.00	10%
<u>KINGS CROSS PARKING STATION</u>				
Permanent Parking				
Unreserved Parking - Hybrid Vehicle	Market	monthly	165.00	10%
Unreserved Parking	Market	monthly	264.00	10%
Unreserved Parking (Resident Parking within 500 metres)	Market	monthly	205.00	10%
Reserved Parking	Market	monthly	308.00	10%
Motorcycle/Moped	Market	monthly	110.00	10%
Casual Parking				
0 - 0.5 hour	Market	flat rate	4.00	10%
0.5 - 1 hour	Market	flat rate	8.00	10%
1 to 2 hours (park up to 2 hours)	Market	flat rate	16.00	10%
2 to 3 hours (park up to 3 hours)	Market	flat rate	25.00	10%
3 to 4 hours (park up to 4 hours)	Market	flat rate	32.00	10%
4+ hours (maximum daily rate)	Market	flat rate	40.00	10%
Evening Rates				
Mon - Thurs (Entry after 6pm, exit before 6am the following day)	Market	flat rate	15.00	10%
Fri - Sun (Casual Rates Apply)	Market	flat rate	Fee + GST	10%
Weekend Parking Rates (Entry after 6am, exit before 6pm same day)				
Sat - Sun	Market	flat rate	15.00	10%
Casual Parking - Other Transport Modes				
Motorcycle/Moped	Market	per hour	1.00	10%
Motorcycle/Moped	Market	flat rate	7.00	10%
Garage Parking				
Small	Market	monthly	352.00	10%
Large	Market	monthly	385.00	10%
Lost Ticket Fee				
Monday - Sunday, Public Holidays	Market	per ticket per day	40.00	10%
Discount Parking				
Community Groups	Market	flat rate	12.00	10%
Charity Groups	Market	flat rate	12.00	10%
Police	Market	flat rate	10.00	10%
Approved City of Sydney Contractors working at Car Park	Zero	flat rate	0.00	10%
Reduced Parking Fee - Basement Special (if offered)				
Fee (subject to specific entry and exit times)	Market	flat rate	17.00	10%
Administration/Cleaning Fees - Events				
Fee	Market	per event	200.00	10%

DRAFT SCHEDULE OF PROPOSED FEES & CHARGES 2019/20

Description	Pricing Code	Unit of Measure	\$ Fee	GST
<u>PARKING STATIONS</u>				
<u>PARKING STATIONS - SPECIAL EVENTS</u>				
Security Deposit				
15 % of Total Hire Cost - minimum \$1,000	Security Deposit	per day	Fee	0%
<u>PARKING STATIONS - COMMERCIAL FILMING</u>				
Filming charges apply as per Filming on Council Streets, Parks and Open Space	Market		Fee	0%
<u>TICKET PARKING</u>				
<u>TICKET PARKING CHARGES</u>				
<p><i>The below peak and off-peak rates apply to the whole LGA. Details of which rate applies to particular areas are available on the City's website, and are applied per ticket machine. Ticket machines may change area rate depending on demand. https://www.cityofsydney.nsw.gov.au/explore/getting-around/parking/parking-meters</i></p>				
Peak Rates				
Area 1	Market	per hour	7.40	10%
Area 2	Market	per hour	6.20	10%
Area 3	Market	per hour	5.20	10%
Area 4	Market	per hour	4.20	10%
Off Peak Rates				
Area 1	Market	per hour	4.20	10%
Area 2	Market	per hour	4.20	10%
Area 3	Market	per hour	3.20	10%
Area 4	Market	per hour	4.20	10%
Ticket Parking Space Usage Fees				
Administration Fee	Full Cost	per application	60.00	0%
Administration Fee - Amendments after initial application	Full Cost	per amendment	60.00	0%
Use of Ticket Parking Space - Per space or 6m of kerb (Mon - Fri)	Full Cost	per space per day	85.00	0%
Use of Ticket Parking Space - Per space or 6m of kerb (Sat-Sun & Public Holidays)	Full Cost	per space per day	60.00	0%
Ticket Parking Removal/Relocation Fees				
Administration Fee	Market	per application	60.00	0%
Administration Fee - Amendments after initial application	Full Cost	per amendment	60.00	0%
Ticket Parking Relocation Fees (on new footing)				
TX Machines	Market	per relocation	947.00	0%
Ticket Parking Removal Fees				
TX Machines	Market	per removal	271.00	0%
Ticket Parking Reinstallation on Existing Footing				
TX Machines	Full Cost	per reinstallation	271.00	0%
Tariff Programming				
TX Machines	Market	per tariff/programming	63.00	10%
Tariff Card Replacement				
TX Machines	Market	per replacement	27.00	10%
<u>CLEANSING & WASTE</u>				
<u>CLEANSING & WASTE - PLANT AND LABOUR</u>				
Labour Hire				
<i>Minimum Charge 4 Hours. All Plant must be operated by City of Sydney staff</i>				
Supervisor	Market	per hour	56.00	10%
Supervisor (Nights & Weekends)	Market	per hour	92.00	10%
Supervisor (Public Holidays)	Market	per hour	138.00	10%
Operator	Market	per hour	51.00	10%
Operator (Nights and Weekends)	Market	per hour	72.00	10%
Operator (Public Holidays)	Market	per hour	108.00	10%

DRAFT SCHEDULE OF PROPOSED FEES & CHARGES 2019/20

Description	Pricing Code	Unit of Measure	\$ Fee	GST
CLEANSING & WASTE				
CLEANSING & WASTE - PLANT AND LABOUR				
Plant Hire				
<i>All Plant must be operated by City of Sydney staff</i>				
2 Tonne Tipper / Response Truck	Market	per hour	239.00	10%
Road Sweeper	Market	per hour	318.00	10%
Garbage Compactor	Market	per hour	234.00	10%
Footway Sweeper	Market	per hour	203.00	10%
Stream Plant	Market	per hour	239.00	10%
Mobile Garbage Bin - Hire 240L	Market	per bin	28.00	10%
Mobile Garbage Bin - Delivery and Retrieval per 20 Bin count	Market	per delivery	260.00	10%
Mobile Garbage Bin - Hire 660L	Market	per bin	72.00	10%
Mobile Garbage Bin - Hire 1100L	Market	per bin	113.00	10%
Mobile Garbage Bin - Delivery and Retrieval per 5 Bin count	Market	per delivery	239.00	10%
Tipping Fees (tonnes at cost)	Market	per tonne	Fee + GST	10%
Skip Bin Hire	Market	per unit	1845.00	10%
Graffiti Removal (recovery of Council costs)	Full Cost	per hour	Fee + GST	10%
DOMESTIC WASTE CHARGES				
Domestic Waste Management Annual Availability Charge (DWMAAC)				
Single Bin Collections				
Minimum Domestic Waste Charge (<120 Ltr Bin)	Full Cost	annual	323.00	0%
Domestic Waste Charge (120 Ltr Bin)	Full Cost	annual	491.00	0%
Domestic Waste Charge (240 Ltr Bin)	Full Cost	annual	987.00	0%
Multi Unit/Shared Bin Collections				
Minimum Domestic Waste Charge	Full Cost	annual	323.00	0%
Minimum Domestic Waste Charge 2 x weekly	Full Cost	annual	372.00	0%
Minimum Domestic Waste Charge 3 x weekly	Full Cost	annual	411.00	0%
Standard Domestic Waste Charge	Full Cost	annual	491.00	0%
Standard Domestic Waste Charge 2 x weekly	Full Cost	annual	532.00	0%
Standard Domestic Waste Charge 3 x weekly	Full Cost	annual	586.00	0%
Large Domestic Waste Charge	Full Cost	annual	770.00	0%
Large Domestic Waste Charge 2 x weekly	Full Cost	annual	814.00	0%
Large Domestic Waste Charge 3 x weekly	Full Cost	annual	879.00	0%
7 Day Collection Area				
7 Day Collection Area Charge	Full Cost	annual	524.00	0%
STORMWATER MANAGEMENT SERVICE CHARGE				
Annual Charge				
Residential - Non Strata	Full Cost	per property	25.00	0%
Strata Lot within Residential building	Full Cost	per lot	12.50	0%
Business - Non Strata	Full Cost	per 350sq.m or part thereof	25.00	0%
Strata Lot within Non - Residential building (proportion of Business - Non Strata Charge. Min charge of \$5)	Full Cost	per lot	Fee	0%
RESOURCE RECOVERY - DOMESTIC WASTE SERVICE				
Supply and Delivery of Mobile Garbage Bins (MGB)				
55 litre MGB	Market	per bin/repair incident	156.00	0%
70 litre MGB	Market	per bin/repair incident	156.00	0%
80 litre MGB	Market	per bin/repair incident	156.00	0%
120 litre MGB	Market	per bin/repair incident	156.00	0%
240 litre MGB	Market	per bin/repair incident	156.00	0%

DRAFT SCHEDULE OF PROPOSED FEES & CHARGES 2019/20

Description	Pricing Code	Unit of Measure	\$ Fee	GST
CLEANSING & WASTE				
RESOURCE RECOVERY - DOMESTIC WASTE SERVICE				
Supply Delivery and Repair of Bulk Bins				
660 litre bulk bin	Market	per bin/repair incident	708.00	0%
1100 litre bulk bin	Market	per bin/repair incident	849.00	0%
Repair bulk bin wheels (per wheel)	Market	per bin/repair incident	106.00	0%
Repair bulk bin lid	Market	per bin/repair incident	177.00	0%
FILMING				
FILMING AND STILL PHOTOGRAPHY ON COUNCIL STREETS, PARKS AND OPEN SPACES				
Ultra Low Impact Filming ("News Crew Style")				
<i>Generally less than 10 crew, 1 camera, sound and 1 light and not on the road, and no disruption to public access or services or parking requirements</i>				
Application Fee	Legislative	per booking	0.00	0%
Low Impact Filming				
<i>11-25 crew, minimal vehicles, minimal equipment/lighting, small unit base</i>				
Application Fee	Legislative	per booking	150.00	0%
Site Inspection	Legislative	per booking	150.00	0%
Late Application Fee	Full Cost	per booking	500.00	0%
Parking Fees				
Use of Ticket Parking (Monday - Friday)	Market	per car space per day	85.00	0%
Use of Ticket Parking (Saturday - Sunday)	Market	per car space per day	60.00	0%
Medium Impact Filming				
<i>26-50 crew, max 10 trucks, some equipment, unit base</i>				
Application Fee	Legislative	per booking	300.00	0%
Site Inspection	Legislative	per booking	150.00	0%
Late Application Fee	Full Cost	per booking	1000.00	0%
Parking Fees				
Use of Ticket Parking (Monday - Friday)	Market	per car space per day	85.00	0%
Use of Ticket Parking (Saturday - Sunday)	Market	per car space per day	60.00	0%
High Impact Filming				
<i>More than 50 crew, more than 10 trucks, significant construction, extensive equipment, large unit base</i>				
Application Fee	Legislative	per booking	500.00	0%
Site Inspection	Legislative	per booking	150.00	0%
Late Application Fee	Full Cost	per booking	1000.00	0%
Parking Fees				
Use of Ticket Parking (Monday - Friday)	Market	per car space per day	85.00	0%
Use of Ticket Parking (Saturday - Sunday)	Market	per car space per day	60.00	0%

DRAFT SCHEDULE OF PROPOSED FEES & CHARGES 2019/20

Description	Pricing Code	Unit of Measure	\$ Fee	GST
FILMING				
FILMING AND STILL PHOTOGRAPHY ON COUNCIL STREETS, PARKS AND OPEN SPACES				
City of Sydney as a Tourist Destination				
<i>When the production's primary purpose is to highlight the City of Sydney as a tourist destination</i>				
Application Fee	Zero	per booking	0.00	0%
Site Inspection	Zero	per booking	0.00	0%
Parking Fees				
Use of Ticket Parking (Monday - Friday)	Market	per car space per day	by negotiation	0%
Use of Ticket Parking (Saturday - Sunday)	Market	per car space per day	by negotiation	0%
Parking Only				
<i>When filming in private property and parking is required</i>				
Application Fee - Low Impact Filming	Legislative	per booking	150.00	0%
Application Fee - Medium Impact Filming	Legislative	per booking	300.00	0%
Application Fee - High Impact Filming	Legislative	per booking	500.00	0%
Parking Fees				
Use of Ticket Parking (Monday - Friday)	Market	per car space per day	85.00	0%
Use of Ticket Parking (Saturday - Sunday)	Market	per car space per day	60.00	0%
Traffic Control Assessment				
Low (Partial Road Closure - stop/slow traffic control on local or council managed road - Police consultation required)	Legislative	per assessment	100.00	0%
Medium (Partial Road Closure - stop/slow traffic control on a multi-lane or state road - Police and RTA consultation required)	Legislative	per assessment	300.00	0%
<i>Road Closure fees and charges are subject to Traffic Committee Approval and appear under Street Events in these Fees and Charges.</i>				
Miscellaneous Charges				
Site Supervision (Minimum 4 hour call out)	Market	per hour	75.00	0%
Catering in Park or Open Space if filming in Private Property	Market	per hour	120.00	0%
VENUE HIRE				
<i>Venue Hire Fees and associated charges relating to Sydney Town Hall, Town Hall House, Paddington Town Hall and the Barnet Long Room at Customs House are detailed in Appendix 1</i>				
PUBLIC LIABILITY INSURANCE (ALL VENUES)				
<i>All parties hiring City facilities are required to provide proof of \$10million Public Liability Insurance before booking can be confirmed. Individuals and small community groups unable to provide insurance cover, may make application to be covered under the City's Community Engagement Liability Policy at the following fee rates</i>				
Level 1				
Venue Booking Fees < \$400 excl GST	Partial Cost	per booking	30.00	10%
Level 2				
Venue Booking Fees between \$400 and \$1600 excl GST	Partial Cost	per booking	110.00	10%
Level 3				
Venue Booking Fees >\$1600 excl GST	Partial Cost	per booking	225.00	10%
CUSTOMS HOUSE - Room Hire				
<i>(Excluding Barnet Long Room)</i>				
Red Room, Ground Floor Exhibition Space, Atrium				
<i>Venues may be available to hire in special circumstances upon application</i>				
Room Hire				
Room Hire	Market	by negotiation	0.00 - 5,000.00	10%

DRAFT SCHEDULE OF PROPOSED FEES & CHARGES 2019/20

Description	Pricing Code	Unit of Measure	\$ Fee	GST
VENUE HIRE				
MARKETS				
Ongoing Markets				
Application Fee				
Registered NFP Operator	Partial Cost	per application	100.00	0%
Commercial Operator	Full Cost	per application	200.00	0%
Venue Hire				
Registered NFP Operator - 10% of gross stall holder fees (New markets attract no fee for the first 12 months of operation)	Market	per booking	Fee + GST	10%
Commercial Operator - 20% of gross stall holder fees	Market	per booking	Fee + GST	10%
Site Maintenance Fee				
By Negotiation	Market	per booking	Fee + GST	10%
COMMUNITY HALL HIRE				
DISCOUNTED HIRE RATES				
Community/Not for Profit Organisation/Social Enterprise				
50% Discount applies to standard hire fee. Further discounts may be available to community groups on application only (conditions apply)	Partial Cost	per booking	Fee + GST	10%
Self-Help Groups				
50% Discount applies to Community/Not for Profit organisations/social enterprise fee. Available to self-help and support groups on application only (conditions apply). Further discounts available to self-help groups on application	Partial Cost	per booking	Fee + GST	10%
STANDARD HIRE RATES				
Alexandria Town Hall, Redfern Town Hall, Erskineville Town Hall, Glebe Town Hall, Waterloo Town Hall				
Main Hall at all above (excluding Glebe Town Hall)				
Weekday rate per hour	Market	per hour	56.00	10%
Weekday evening, weekend and Public Holiday rate per hour	Market	per hour	84.00	10%
Weekday full day rate	Market	per day	336.00	10%
Weekend and Public Holiday full day rate	Market	per day	840.00	10%
Main Hall - Glebe Town Hall only				
Weekday rate per hour	Market	per hour	67.00	10%
Weekday evening, weekend and public holiday rate per hour	Market	per hour	101.00	10%
Weekday full day rate	Market	per day	402.00	10%
Weekend and public holiday full day rate	Market	per day	1270.00	10%
Meeting Room (at all the above)				
Weekday rate per hour	Market	per hour	33.50	10%
Weekday evening, weekend and public holiday rate per hour	Market	per hour	53.00	10%
Weekday full day rate	Market	per day	201.00	10%
Weekend and public holiday full day rate	Market	per day	530.00	10%
Small Hall (at all the above)				
Weekday rate per hour	Market	per hour	48.00	10%
Weekday evening, weekend and public holiday rate per hour	Market	per hour	67.00	10%
Weekday full day rate	Market	per day	288.00	10%
Weekend and public holiday full day rate	Market	per day	670.00	10%
Chamber Hall A or B (half hall) - Glebe Town Hall only				
Weekday rate per hour	Market	per hour	41.00	10%
Weekday evening, weekend and public holiday rate per hour	Market	per hour	52.00	10%
Weekday full day rate	Market	per day	246.00	10%
Weekend and public holiday full day rate	Market	per day	520.00	10%
Abraham Mott Hall				
Weekday rate per hour	Market	per hour	56.00	10%
Weekday evening, weekend and public holiday rate per hour	Market	per hour	84.00	10%
Weekday full day rate	Market	per day	336.00	10%
Weekend and public holiday full day rate	Market	per day	840.00	10%

DRAFT SCHEDULE OF PROPOSED FEES & CHARGES 2019/20

Description	Pricing Code	Unit of Measure	\$ Fee	GST
COMMUNITY HALL HIRE				
STANDARD HIRE RATES				
Peter Forsyth Auditorium				
Weekday rate per hour	Market	per hour	58.50	10%
Weekday evening, weekend and public holiday rate per hour	Market	per hour	64.00	10%
Weekday full day rate	Market	per day	351.00	10%
Weekend and public holiday full day rate	Market	per day	640.00	10%
Brown St, Newtown				
Weekday rate per hour	Market	per hour	48.00	10%
Weekday evening, weekend and public holiday rate per hour	Market	per hour	67.00	10%
Weekday full day rate	Market	per day	288.00	10%
Weekend and public holiday full day rate	Market	per day	670.00	10%
Green Square Community Hall				
Weekday rate per hour	Market	per hour	48.00	10%
Weekday evening, weekend and public holiday rate per hour	Market	per hour	67.00	10%
Weekday full day rate	Market	per day	288.00	10%
Weekend and public holiday full day rate	Market	per day	670.00	10%
Benledi Community Room				
Weekday rate per hour	Market	per hour	48.00	10%
Weekday evening, weekend and public holiday rate per hour	Market	per hour	67.00	10%
Weekday full day rate	Market	per day	288.00	10%
Weekend and public holiday full day rate	Market	per day	670.00	10%
Sydney Park Pavilion (Alan Davidson Facility)				
Weekday rate per hour	Market	per hour	67.00	10%
Weekday evening, weekend and public holiday rate per hour	Market	per hour	132.50	10%
Weekday full day rate	Market	per booking	402.00	10%
Weekend and public holiday full day rate	Market	per booking	1325.00	10%
Cliff Noble Centre, Booler Centre, Harry Jensen Centre (per room/area), Abraham Mott Centre, Joseph Sargeant Centre, Mary McDonald Centre, Redfern Oval Community Room, Reg Murphy Centre, Ron Williams Centre, St Helens Centre				
Weekday rate per hour	Partial Cost	per hour	45.00	10%
Weekday evening, weekend and public holiday rate per hour	Partial Cost	per hour	49.00	10%
Weekday full day rate	Market	per day	270.00	10%
Weekend and public holiday full day rate	Market	per day	490.00	10%
The Rex Centre				
Weekday rate per hour	Market	per hour	56.00	10%
Weekday evening, weekend and public holiday rate per hour	Market	per hour	64.00	10%
Weekday full day rate	Market	per day	336.00	10%
Weekend and public holiday full day rate	Market	per day	640.00	10%
Joynton Park Kiosk				
Weekday rate per hour	Market	per hour	31.00	10%
Weekday evening, weekend and public holiday rate per hour	Market	per hour	46.50	10%
Weekday full day rate	Market	per day	186.00	10%
Weekend and public holiday full day rate	Market	per day	465.00	10%
Community	Partial Cost	per booking	0.00 - 15.00	10%
Tote Building Community Space				
Main Room and Community Spaces				
Weekday rate per hour	Market	per hour	45.00	10%
Weekday evening, weekend and public holiday rate per hour	Market	per hour	49.00	10%
Weekday full day rate	Market	per day	270.00	10%
Weekend and public holiday full day rate	Market	per day	490.00	10%
Meeting Rooms				
Weekday rate per hour	Market	per hour	22.50	10%
Weekday evening, weekend and public holiday rate per hour	Market	per hour	24.50	10%
Weekday full day rate	Market	per day	135.00	10%
Weekend and public holiday full day rate	Market	per day	245.00	10%

DRAFT SCHEDULE OF PROPOSED FEES & CHARGES 2019/20

Description	Pricing Code	Unit of Measure	\$ Fee	GST
COMMUNITY HALL HIRE				
STANDARD HIRE RATES				
East Sydney Community Arts Centre				
Weekday rate per hour	Market	per hour	56.00	10%
Weekday evening, weekend and public holiday rate per hour	Market	per hour	64.00	10%
Weekday full day rate	Market	per day	336.00	10%
Weekend and public holiday full day rate	Market	per day	640.00	10%
Darlinghurst Community Space				
Weekday rate per hour	Market	per hour	45.00	10%
Weekday evening, weekend and public holiday rate per hour	Market	per hour	49.00	10%
Weekday full day rate	Market	per day	270.00	10%
Weekend and public holiday full day rate	Market	per day	490.00	10%
Harold Park Tramshed Community Space				
Weekday rate per hour	Market	per hour	67.00	10%
Weekday evening, weekend and public holiday rate per hour	Market	per hour	101.00	10%
Weekday full day rate	Market	per day	402.00	10%
Weekend and public holiday full day rate	Market	per day	1270.00	10%
Franklyn Park Community Space				
Weekday rate per hour	Market	per hour	31.00	10%
Weekday evening, weekend and public holiday rate per hour	Market	per hour	46.50	10%
Weekday full day rate	Market	per day	186.00	10%
Weekend and public holiday full day rate	Market	per day	465.00	10%
Community	Partial Cost	per booking	0.00 - 15.00	10%
Sydney Park Cycling Centre				
Weekday rate per hour	Market	per hour	31.00	10%
Weekday evening, weekend and public holiday rate per hour	Market	per hour	46.50	10%
Weekday full day rate	Market	per day	186.00	10%
Weekend and public holiday full day rate	Market	per day	465.00	10%
Community	Partial Cost	per booking	0.00 - 15.00	10%
ADDITIONAL CHARGES				
<i>Applies to all Community Halls</i>				
Additional Charges				
Elections - Election Day surcharge (charged in addition to the appropriate daily rate)	Full Cost	per election	1220.00	10%
Cleaning Fee - quoted upon request	Market	per booking	Fee + GST	10%
Security Fee - quoted upon request	Market	per booking	Fee + GST	10%
Room set up - quoted upon request	Market	per booking	Fee + GST	10%
Portable PA - security bond	Security Deposit	per booking	255.00	0%
Weddings Surcharge (Fee plus 10%)	Market	per booking	Fee + GST	10%
Lighting Rig Operator (Glebe Town Hall only) - on quotation	Market	per booking	Fee + GST	10%
Additional Site Inspections (one included per standard booking, two per wedding booking)	Full Cost	per booking	80.00	10%
Rehearsal Rate				
Discounts available for rehearsals at selected venues on application only (conditions apply)	Partial Cost	per booking	Fee + GST	10%

DRAFT SCHEDULE OF PROPOSED FEES & CHARGES 2019/20

Description	Pricing Code	Unit of Measure	\$ Fee	GST
COMMUNITY CENTRES				
<u>SURRY HILLS LIBRARY & COMMUNITY CENTRE</u>				
Security Deposit				
Standard Rate	Security Deposit	per hire	510.00	0%
Community Rate	Security Deposit	per hire	102.00	0%
Function Room Hire				
Standard Rate (8am - 5pm)	Market	per hour	54.00	10%
Local Community / Not for Profit Organisations (8am - 5pm)	Partial Cost	per hour	26.50	10%
Standard Rate (Sun-Wed 5pm-midnight)	Market	per hour	107.00	10%
Local Community / Not for Profit Organisations (Sun-Wed 5pm-midnight)	Partial Cost	per hour	26.50	10%
Standard Rate (Thurs-Sat 5pm-midnight)	Market	per hour	214.00	10%
Local Community / Not for Profit Organisations (Thurs-Sat 5pm-midnight)	Partial Cost	per hour	54.00	10%
Commercial Bookings - Bump In/Out	Market	per hour	31.60	10%
Security staff for evenings	Market	per officer per hour	73.00	10%
<u>REDFERN COMMUNITY CENTRE</u>				
Centre Hire				
Community Rate - all spaces - on application (conditions apply)	Partial Cost	per hour	0.00 - 30.00	10%
Meeting/Activity room/Kitchen				
Standard	Partial Cost	per hour	32.50	10%
Performance Space/Youth Space				
Standard	Partial Cost	per hour	53.50	10%
Studio Equipment				
PA Operator	Full Cost	per hour	45.00	10%
Small Equipment- concession/community rate - amps, mics etc	Partial Cost	per day	0.00 - 30.00	10%
Studio Ticket Training - Community	Partial Cost	per course	0.00 - 35.00	10%
Studio Ticket Training - Standard	Partial Cost	per course	57.00	10%
Studio Use				
Community Groups Studio use	Partial Cost	per hour	0.00 - 30.00	10%
Standard Studio use (commercial/government)	Partial Cost	per hour	53.50	10%
Studio Operator - Senior	Full Cost	per hour	71.00	10%
Studio Operator - Basic	Full Cost	per hour	47.00	10%
Additional Venue Hire Costs				
Staffing out of hours	Full Cost	each	Fee + GST	10%
<u>RECREATION / COMMUNITY CENTRES</u>				
<u>ULTIMO COMMUNITY CENTRE</u>				
Court Hire - Community				
3/4 Court- Basketball/ Netball/ Volleyball	Partial Cost	per hour	28.70	10%
Outdoor full court	Partial Cost	per hour	18.50	10%
Outdoor full court - after hours	Market	per hour	37.10	10%
Casual Court Use - per person	Partial Cost	per use	0.00 - 6.00	10%
Court Hire - Standard				
3/4 Court- Basketball/ Netball/ Volleyball	Market	per hour	41.00	10%
Outdoor full court	Market	per hour	26.50	10%
Outdoor full court - after hours	Market	per hour	53.00	10%
3/4 Court - Casual use per person	Market	per hour	0.00 - 6.00	10%
Casual basketball 10 visit pass	Market	per hour	36.00	10%
Sports Competition				
Special Event Court Hire - Indoor Court	Market	per hour	111.00	10%
Special Event Court Hire - Court Peak (11.30am-2.30pm & 5.30pm-10.30pm Mon to Fri, 9.00am-1.00pm Sat)	Full Cost	per hour	229.50	10%
Special Event Court Hire - Outdoor Court	Market	per hour	82.50	10%
Sports Competition	Market	per comp	535.50	10%
Sports Competition - Weekly Fee	Market	per week	53.50	10%

DRAFT SCHEDULE OF PROPOSED FEES & CHARGES 2019/20

Description	Pricing Code	Unit of Measure	\$ Fee	GST
RECREATION / COMMUNITY CENTRES				
ULTIMO COMMUNITY CENTRE				
Venue Hire				
Art/ Craft Room - Group hire rate				
Community Rate	Partial Cost	per hour	19.00	10%
Standard Rate	Market	per hour	38.00	10%
Jack Byrne Hall Hire				
Community Rate	Partial Cost	per hour	40.50	10%
Standard Rate	Market	per hour	81.00	10%
Jack Byrne Hall Hire - After Hours				
Community Rate	Partial Cost	per hour	85.00	10%
Standard Rate	Market	per hour	170.00	10%
Littlebridge Hall Hire				
Community Rate	Partial Cost	per hour	32.50	10%
Standard Rate	Market	per hour	65.00	10%
Littlebridge Hall Hire - After hours				
Community Rate	Partial Cost	per hour	64.00	10%
Standard Rate	Market	per hour	128.00	10%
Seminar Rooms 1 & 2				
Community Rate	Partial Cost	per hour	24.50	10%
Standard Rate	Market	per hour	49.50	10%
Seminar Rooms 1 & 2 - After Hours				
Community Rate	Partial Cost	per hour	48.00	10%
Standard Rate	Market	per hour	96.00	10%
Courtyard - Area 1 or Area 2				
<i>Area 1 and Area 2 can be hired separately or together. If both are hired together the fee is doubled.</i>				
Community Rate	Market	per hour	18.75	10%
Standard Rate	Market	per hour	37.50	10%
Equipment Hire and Sales				
Equipment Hire	Partial Cost	each	0.00 - 50.00	10%
Equipment and Materials Sales (at market rate)	Market	per item	Fee + GST	10%
Additional Venue Hire Costs				
Staffing out of hours	Full Cost	each	Fee + GST	10%
PYRMONT COMMUNITY CENTRE				
Gymnasium - Standard				
6 month membership	Market	each	235.00	10%
3 month membership	Market	each	175.00	10%
1 month membership	Market	each	63.00	10%
10 visit pass	Market	each	84.00	10%
Casual visit	Market	each	9.00	10%
Gymnasium - Community				
6 month membership	Partial Cost	each	117.50	10%
3 month membership	Partial Cost	each	87.50	10%
1 month membership	Market	each	31.50	10%
10 visit pass	Zero	each	42.00	10%
Casual visit	Partial Cost	each	4.50	10%
Other Gymnasium Fees				
Fitness Assessment and Fitness Program	Market	each	51.00	10%
Initial/First Visit Fee (during promotional periods only)	Zero	each	0.00	10%
5 day trial offer (during promotional periods only)	Zero	each	0.00	10%
Court Hire - Community				
Outdoor Full Court	Market	per hour	20.00	10%
Casual Court Use - per person	Market	per use	0.00 - 6.00	10%

DRAFT SCHEDULE OF PROPOSED FEES & CHARGES 2019/20

Description	Pricing Code	Unit of Measure	\$ Fee	GST
RECREATION / COMMUNITY CENTRES				
<u>PYRMONT COMMUNITY CENTRE</u>				
Court Hire - Standard				
Outdoor Full Court	Market	per hour	26.50	10%
Casual Court Use - per person	Market	per use	5.00	10%
Venue Hire				
Large area				
Community Rate	Market	per hour	19.00	10%
Standard Rate	Market	per hour	38.00	10%
Small area				
Community Rate	Market	per hour	15.50	10%
Standard Rate	Market	per hour	31.00	10%
Additional Venue Hire Costs				
Staffing out of hours	Full Cost	each	Fee + GST	10%
Equipment Hire & Sales				
Equipment Hire	Partial Cost	each	0.00 - 50.00	10%
Locker Hire	Market	each	3.50	10%
Equipment and Materials Sales (at market rate)	Market	each	Fee + GST	10%
<u>PINE STREET CREATIVE ARTS CENTRE</u>				
Adults 2D Program				
Adults 2D Term Program				
2D Adult Term program (inc some materials)	Partial Cost	per person per class	43.00	10%
2D Adult Term Program - Concession per hour (inc some materials)	Partial Cost	per person per class	33.50	10%
Adults 2D Short Programs				
2D Adult Short Workshops	Partial Cost	per person per hour	26.50	10%
2D Adult Short Workshops - Concession	Partial Cost	per person per hour	22.50	10%
Adults 2D Masterclass Programs				
2D Masterclass	Partial Cost	per person per hour	34.50	10%
2D Masterclass - Concession	Partial Cost	per person per hour	24.50	10%
Adults Ceramic Program				
Adult Ceramics Term Program				
Ceramics Adult Term Program (inc some materials)	Partial Cost	per person per class	48.00	10%
Ceramics Adult Term Program - Concession (inc some materials)	Partial Cost	per person per class	39.00	10%
Adult Ceramics Short Program				
Ceramics Short Workshops	Partial Cost	per person per hour	31.50	10%
Ceramics Short Workshops - Concession	Partial Cost	per person per hour	27.50	10%
Adult Ceramics Masterclass Program				
Ceramics Masterclass	Partial Cost	per person per hour	40.00	10%
Ceramics Masterclass - Concession	Partial Cost	per person per hour	29.50	10%

DRAFT SCHEDULE OF PROPOSED FEES & CHARGES 2019/20

Description	Pricing Code	Unit of Measure	\$ Fee	GST
RECREATION / COMMUNITY CENTRES				
<u>PINE STREET CREATIVE ARTS CENTRE</u>				
Adults Printmaking				
Adult Printmaking Term Program				
Printmaking Adult Term Program (inc some materials)	Partial Cost	per person per class	43.00	10%
Printmaking Adult Term Program - Concession (inc some materials)	Partial Cost	per person per class	33.50	10%
Adult Printmaking Short Program				
Printmaking Short Workshops	Partial Cost	per person per hour	26.50	10%
Printmaking Short Workshops - Concession	Partial Cost	per person per hour	22.50	10%
Adult Printmaking Masterclass Program				
Printmaking Masterclasses	Partial Cost	per person per hour	34.50	10%
Printmaking Masterclasses - Concession	Partial Cost	per person per hour	24.50	10%
Adults Object Programs				
Adult Object Term Program				
Object Adult Term Program (inc some materials)	Partial Cost	per person per class	43.00	10%
Object Adult Term Program - Concession (inc some materials)	Partial Cost	per person per class	33.50	10%
Adult Object Short Program				
Object Short Workshops	Partial Cost	per person per hour	26.50	10%
Object Short Workshops - Concession	Partial Cost	per person per hour	22.50	10%
Adult Object Masterclass Program				
Object Masterclasses	Partial Cost	per person per hour	34.50	10%
Object Masterclasses - Concession	Partial Cost	per person per hour	24.50	10%
Diversity and Inclusion Program				
Outreach Casual Access	Partial Cost	per person per class	10.20	10%
Outreach Term Programs	Partial Cost	per person	65.00	10%
Outreach Tutor Rate	Partial Cost	per hour	0.00 - 62.00	10%
Children & Youth Programs				
School Holiday Creative Workshops				
Per 6hr Full Day Session	Partial Cost	per person	92.00	10%
Per 6hr Full Day Session - Concession	Partial Cost	per person	73.50	10%
Per Part Day Session up to 4hrs	Partial Cost	per person	66.50	10%
Per Part Day Session up to 4hrs - Concession	Partial Cost	per person	53.00	10%
Children's & Youth Term Course				
Children's & Youth Term Course (onsite)	Partial Cost	per person per class	28.50	10%
Children's & Youth Term Course (onsite) - Concession	Partial Cost	per person per class	22.50	10%
Children's & Youth Term Course (offsite)	Partial Cost	per person per class	37.50	10%
Children's & Youth Term Course (offsite) - Concession	Partial Cost	per person per class	29.50	10%
Children's & Youth Ceramics Term Course (onsite)	Partial Cost	per person per class	33.50	10%
Children's & Youth Ceramics Term Course (onsite) - Concession	Partial Cost	per person per class	27.50	10%

DRAFT SCHEDULE OF PROPOSED FEES & CHARGES 2019/20

Description	Pricing Code	Unit of Measure	\$ Fee	GST
RECREATION / COMMUNITY CENTRES				
<u>PINE STREET CREATIVE ARTS CENTRE</u>				
Children & Youth Programs				
Children's and Youth Short Program				
Children's and Youth Short Program	Partial Cost	per person per hour	25.50	10%
Children's and Youth Short Program - Concession	Partial Cost	per person per hour	21.50	10%
Late Fees				
Fee for late pick up of children from workshops	Partial Cost	flat fee	20.50	10%
Additional Charges				
Additional firing (per kilo minimum)	Full Cost	per person	9.00	10%
Additional Class Materials (applicable to all Term Programs)	Partial Cost	per person	0.00 - 1530.00	10%
Studio Hire				
Studio Hire Rate	Partial Cost	per hour	0.00 - 51.00	10%
Art Tutor Rate	Partial Cost	per hour	62.00	10%
Markets and Other Events				
Merchandise	Full Cost	each	0.00 - 510.00	10%
Studio Workshop Program (General)	Partial Cost	per person	0.00 - 510.00	10%
Bespoke Term/Workshop/Masterclass (incl. some materials)	Partial Cost	per person	0.00 - 1500.00	10%
<u>JUANITA NIELSEN CENTRE (WOOLLOOMOOLOO)</u>				
<i>Participants in the Fitness Centre are required to be 16 years and over</i>				
Gymnasium - Community				
6 month membership	Partial Cost	per person	94.80	10%
3 month membership	Partial Cost	per person	54.60	10%
1 month membership	Partial Cost	per person	23.40	10%
10 Visit Pass	Partial Cost	per person	33.00	10%
Casual visit	Partial Cost	per visit	4.20	10%
Gymnasium - Standard				
6 month membership	Partial Cost	per person	316.00	10%
3 month membership	Partial Cost	per person	181.50	10%
1 month membership	Partial Cost	per person	78.00	10%
10 Visit Pass	Partial Cost	per person	110.00	10%
Casual visit	Partial Cost	per visit	14.00	10%
Equipment Hire and Sales				
Equipment Hire	Partial Cost	each	0.00 - 50.00	10%
Equipment and Materials Sales (at market rates)	Market	each	Fee + GST	10%
Venue Hire - Standard				
Community Hall/Community Room 1/OSHC Room	Partial Cost	per hour	100.00	10%
Community Room 2	Partial Cost	per hour	60.00	10%
Consultation Room	Partial Cost	per hour	30.00	10%
Venue Hire - Community/Not for Profit Organisations				
Community Hall/Community Room 1/OSHC Room	Partial Cost	per hour	50.00	10%
Community Room 2	Partial Cost	per hour	30.00	10%
Consultation Room	Partial Cost	per hour	15.00	10%
Additional Charges				
Cleaning Fee	Market	per booking	Fee + GST	10%
Security Fee - quoted upon request	Market	per booking	Fee + GST	10%
Room set up - quoted upon request	Market	per booking	Fee + GST	10%
Commercial Kitchen surcharge (fee + 25%)	Market	per booking	Fee + GST	10%
Weddings surcharge (fee + 10%)	Market	per booking	Fee + GST	10%
<i>Day rate discount of 10% may be offered on application</i>				
Additional Venue Hire Costs				
Staffing out of hours	Full Cost	per hour	Fee + GST	10%

DRAFT SCHEDULE OF PROPOSED FEES & CHARGES 2019/20

Description	Pricing Code	Unit of Measure	\$ Fee	GST
RECREATION / COMMUNITY CENTRES				
<u>JUANITA NIELSEN CENTRE (WOOLLOOMOOLOO)</u>				
Other Gymnasium Fees				
Initial/First Visit Fee (during promotional periods only)	Zero	each	0.00	10%
5 day trial offer (during promotional periods only)	Zero	each	0.00	10%
Fitness Assessment and Fitness Program	Market	each	51.00	10%
Gymnasium - Off peak restricted hours				
6 month membership	Partial Cost	per person	158.00	10%
3 month membership	Partial Cost	per person	92.00	10%
1 month membership	Partial Cost	per person	39.00	10%
<u>KING GEORGE V RECREATION CENTRE</u>				
<i>For gymnasium fees, up to 30% discount applies for specific marketing initiatives. Further discounts to the standard rate may be offered on application.</i>				
Gymnasium - Standard				
Ezypay - 12 month (52 weeks)	Partial Cost	per fortnight	35.90	10%
12 month membership	Market	each	749.95	10%
Ezypay - Non-Contract	Market	per fortnight	43.90	10%
20 visit pass	Market	each	272.00	10%
Casual visit	Market	each	16.00	10%
7 Day Pass	Market	each	40.00	10%
Gymnasium - Community				
12 month membership	Partial Cost	each	225.00	10%
Ezypay - Non-Contract	Partial Cost	per fortnight	13.00	10%
Casual visit	Partial Cost	each	4.80	10%
3 month membership	Full Cost	each	55.00	10%
1 month membership	Full Cost	each	20.00	10%
10 visit pass	Partial Cost	each	45.00	10%
Other Gymnasium Fees				
Personal Trainer / Medical Practitioner Fee - Individual	Market	per fortnight	330.00	10%
Personal Trainer/Medical Practitioner Fee - Individual	Market	per day	66.00	10%
Personal Trainer/Medical Practitioner Fee - Individual - under 25	Partial Cost	per fortnight	247.50	10%
Personal Trainer/Medical Practitioner Fee - Individual - under 25	Partial Cost	per day	49.50	10%
5 day trial offer (during promotional periods only)	Zero	each	0.00	10%
Initial/First Visit Fee (during promotional periods only)	Zero	each	0.00	10%
Membership Cancellation fee - as per terms & conditions	Partial Cost	each	Fee + GST	10%
10 visit pass - Community Partner Program only	Partial Cost	each	0.00 - 50.00	10%
Corporate visit package (minimum 5 memberships)	Market	per fortnight	35.90	10%
Off-Peak Group Gym Hire (min 15 persons)	Market	per person	9.20	10%
Court Hire - Community				
Basketball/Netball - Indoor full court	Partial Cost	per hour	57.00	10%
Basketball/Netball - Indoor half court	Partial Cost	per hour	30.75	10%
Volleyball Recreational	Partial Cost	per hour	42.75	10%
Badminton	Partial Cost	per hour	15.75	10%
Outdoor full court - Futsal	Partial Cost	per hour	42.75	10%
Casual court use per person	Partial Cost	per hour	0.00 - 6.00	10%

DRAFT SCHEDULE OF PROPOSED FEES & CHARGES 2019/20

Description	Pricing Code	Unit of Measure	\$ Fee	GST
RECREATION / COMMUNITY CENTRES				
KING GEORGE V RECREATION CENTRE				
Court Hire - Standard				
Basketball/Netball - Indoor full court	Market	per hour	76.00	10%
Basketball/Netball - Indoor half court	Market	per hour	41.00	10%
Volleyball international	Market	per hour	150.00	10%
Volleyball recreational	Market	per hour	57.00	10%
Badminton	Market	per hour	21.00	10%
Outdoor full court - Futsal	Market	per hour	57.00	10%
Casual court use per person	Market	per hour	0.00 - 6.00	10%
Casual basketball 10 Visit Pass	Market	each	48.00	10%
Special Event Court Hire - Indoor Court	Market	per hour	110.00	10%
Special Event Court Hire - Court Peak (11.30am - 2.30pm & 5.30pm - 10.30pm Mon to Fri, 9.00am - 1.00pm Sat)	Full Cost	per hour	230.00	10%
Special Event Court Hire - Outdoor Court	Market	per hour	84.00	10%
Sports Competitions				
Senior Teams (Standard 16 Week Competition Entry Fee)	Market	per comp	1340.00	10%
Venue Hire				
Community Room - Standard	Market	per hour	53.00	10%
Community Room - Community Group	Partial Cost	per hour	26.50	10%
Fitness Centre Exercise Floor - Standard	Market	per hour	72.00	10%
Fitness Centre Exercise Floor - Community Group	Market	per hour	36.00	10%
Additonal Venue Hire Costs				
Staffing out of hours	Full Cost	each	Fee + GST	10%
Equipment Hire and Sales				
Shower use (non program users)	Market	per use	3.00	10%
Equipment Hire	Partial Cost	each	0.00 - 60.00	10%
Equipment and Materials Sales (at market rates)	Market	per item	Fee + GST	10%
FILMING AND EVENTS AT COMMUNITY FACILITIES				
COMMERCIAL FILMING/PHOTOSHOOTS				
<i>Additional venue hire rates apply. Refer to required facility for applicable rates</i>				
Recreation, Activity and Community Centre Filming Charges				
Application Fee	Legislative	per booking	300.00	0%
Site Inspection Fee	Legislative	per booking	150.00	0%
Late Application Fee	Full Cost	per booking	1000.00	0%
ADDITIONAL CHARGES AT COMMUNITY FACILITIES				
ADDITIONAL CHARGES				
Promotional and Advertising Events at Community Facilities				
Application Fee - commercial and private users	Full Cost	per event	200.00	10%
Commemoration Services (some conditions apply) at Community Facilities				
All user categories	Zero	per hour per location	0.00	10%
Additional Venue Hire Costs at all Community Facilities				
<i>Applies to Cliff Noble Centre, Harry Jensen Centre, Abraham Mott Centre, Reg Murphy Centre and Ron Williams Centre only</i>				
Staffing out of hours	Full Cost	each	Fee + GST	10%
Elections - Election Day surcharge (charged in addition to the appropriate daily rate)	Full Cost	per election	1220.00	10%

DRAFT SCHEDULE OF PROPOSED FEES & CHARGES 2019/20

Description	Pricing Code	Unit of Measure	\$ Fee	GST
CITY LEISURE FACILITIES				
<i>Definitions related to City Leisure Services fees and charges can be found at Appendix 3</i>				
INDOOR AQUATIC FACILITIES				
<i>Cook & Phillip Park, Ian Thorpe Aquatic Centre and Gunyama Park Aquatic & Recreation Centre</i>				
Pool Entry				
Casual Entry				
Adults	Market	each	7.80	10%
Concession	Partial Cost	each	5.80	10%
Families				
Family (2 adult, 2 children)	Market	per group	20.70	10%
Additional family member	Market	each	2.70	10%
Swim/Steam/Sauna				
Adult	Market	each	14.90	10%
Concession	Partial Cost	each	11.20	10%
Swim/Steam/Sauna Multi Visit Pass (10 visit)				
Adult	Market	per pass	134.00	10%
Concession	Partial Cost	per pass	100.00	10%
Spectator				
All ages	Partial Cost	each	3.70	10%
City Access Card				
Aquatic	Partial Cost	each	2.00	10%
Multi Visit Pass (10 Visit)	Partial Cost	per pass	20.00	10%
Hydro Class	Partial Cost	each	4.00	10%
Swimming Club	Partial Cost	each	2.00	10%
Fitness	Partial Cost	each	5.50	10%
Swimming Lesson	Partial Cost	each	5.50	0%
360 Go (Multi Visit Passes 20 visit)				
Adult	Market	per pass	124.80	10%
Concession	Partial Cost	per pass	93.60	10%
360 Family Package				
Standard	Partial Cost	per fortnight	91.10	10%
Concession	Partial Cost	per fortnight	63.80	10%
360 Pro Swim only Membership				
<i>Unlimited swimming only</i>				
Joining Fee	Partial Cost	each	51.00	10%
Joining Fee Concession	Partial Cost	each	38.25	10%
Adult	Market	per fortnight	35.80	10%
Concession	Partial Cost	per fortnight	26.80	10%
Other Fees				
Card/Band Replacement	Partial Cost	each	11.20	10%
Schools (plus Lane Hire)				
DEC program LGA public schools only (no lane hire)	Partial Cost	each	2.00	10%
Teacher supervised lesson	Partial Cost	each	4.40	10%
Centre supervised lesson	Partial Cost	each	8.20	10%
Lane Hire - Community (plus pool entry)				
25 metre	Partial Cost	per lane/hr	13.30	10%
50 metre	Partial Cost	per lane/hr	19.70	10%
Carnival Booking Fee (refundable) - maximum 6 lanes	Security Deposit	per booking	245.60	0%
Lane Hire - Commercial (plus pool entry)				
25 metre	Partial Cost	per lane/hr	19.80	10%
50 metre	Partial Cost	per lane/hr	39.60	10%
Program Pool (Part of)	Partial Cost	per lane/hr	45.60	10%
Hydrotherapy Pool (Part of)	Partial Cost	per hr	215.70	10%

DRAFT SCHEDULE OF PROPOSED FEES & CHARGES 2019/20

Description	Pricing Code	Unit of Measure	\$ Fee	GST
CITY LEISURE FACILITIES				
INDOOR AQUATIC FACILITIES				
Aquatic Programs				
Aquarobics classes	Market	per class	19.20	10%
Aquarobics Seniors	Market	per class	14.40	10%
Aquarobic Multi (10 visit pass)	Partial Cost	per pass	172.80	10%
Aquarobic Concession Multi (10 visit pass)	Partial Cost	per pass	129.60	10%
Aqua Natal (2 sessions per week x 8 weeks)	Market	each	204.00	10%
Aqua Natal - Non Members (2 sessions per week x 8 weeks)	Market	each	255.00	10%
Hydrotherapy (Aquatic Therapy) Classes				
Adult	Partial Cost	per 45 mins	18.70	10%
Concession	Partial Cost	per 45 mins	14.00	10%
Exercise Physiologist Services				
NDIS - Exercise Physiologist	Partial Cost	per 60 mins	146.00	10%
NDIS - Personal Training	Partial Cost	per 60 mins	55.00	10%
Department of Veterans Affairs	Partial Cost	per 60 mins	63.30	10%
Medicare - Enhanced Primary Care	Partial Cost	per 60 mins	53.00	10%
Private Health - Enhanced Primary Care	Partial Cost	per 60 mins	80.00	10%
Workcover	Partial Cost	per 60 mins	105.71	10%
Private Session	Partial Cost	per 60 mins	80.00	10%
Lockers (2 hours)				
Small	Market	per locker	2.00	10%
Large	Market	per locker	3.00	10%
Learn to Swim (Direct Debit and up-front payment options)				
1st child	Market	per fortnight	39.30	0%
2nd child	Partial Cost	per fortnight	37.10	0%
3rd child	Partial Cost	per fortnight	35.10	0%
Private Lessons				
Individual	Market	per 30 mins	54.20	0%
Double Private	Market	per 30 mins	79.20	0%
Swim Champs	Partial Cost	per 30 mins	8.00	0%
Squads				
Casual Squad	Market	per hr	15.90	10%
Junior Dolphins	Market	per fortnight	46.10	10%
Video Stroke Analysis	Market	each	110.40	10%
Swimfit	Market	per entry	15.90	10%
Squad Fees offered as monthly				
Bronze (minimum 2 sessions per week)	Market	per month	117.30	10%
Silver (minimum 4 sessions per week)	Market	per month	143.70	10%
Gold (minimum 6 sessions per week)	Market	per month	156.00	10%
Holiday Swim Camp	Market	each	325.30	0%
360 Pro Health & Fitness Memberships				
<i>Discounts may apply for specific promotions or campaigns</i>				
Membership Packages				
Joining Fees (includes assessment and exercise program)				
Joining Fee	Partial Cost	each	51.00	10%
Joining Fee Concession	Partial Cost	each	38.30	10%
Standard Package				
Standard Package - Flexi Term	Market	per fortnight	56.70	10%
12 Plus + Package	Market	per fortnight	48.60	10%
Teen Package				
Fee	Partial Cost	per fortnight	27.10	10%
Concession Package				
Fee	Partial Cost	per fortnight	36.30	10%
Corporate Package				
Rates are negotiated based on maintaining a minimum number of memberships or casual attendances	Market	per fortnight	Fee + GST	10%

DRAFT SCHEDULE OF PROPOSED FEES & CHARGES 2019/20

Description	Pricing Code	Unit of Measure	\$ Fee	GST
CITY LEISURE FACILITIES				
INDOOR AQUATIC FACILITIES				
Health and Fitness				
Casual	Market	each	21.60	10%
Concession	Market	each	16.20	10%
Multi Visit Pass (10 visit)	Market	per pass	194.40	10%
Multi Visit concession (10 visit)	Partial Cost	per pass	121.20	10%
Multi Visit Pass (20 Visit)	Market	per pass	345.60	10%
Multi Visit concession (20 visit)	Partial Cost	per pass	259.10	10%
Personal Training				
Single Session (30 mins)	Market	each	56.20	10%
Single Session (60 mins)	Market	each	95.80	10%
Personal Training Multi Visit Passes				
Single Session (30 mins x 10 pack)	Market	per pass	522.00	10%
Single Session (60 mins x 10 pack)	Market	per pass	887.40	10%
Single Session (30 min x 20 pack)	Market	per pass	957.30	10%
Single Session (60 min x 20 pack)	Market	per pass	1618.70	10%
Personal Training Package (Excludes Direct Debit membership)				
1 Session per week (60 mins)	Market	per fortnight	153.20	10%
2 Sessions per week (60 mins)	Market	per fortnight	287.10	10%
3 Sessions per week (60 mins)	Market	per fortnight	401.90	10%
1 Session per week (30 mins)	Market	per fortnight	90.10	10%
2 Sessions per week (30 mins)	Market	per fortnight	168.80	10%
3 Sessions per week (30 mins)	Market	per fortnight	236.60	10%
Group Personal Training Packages				
<i>All personal training packages require membership</i>				
2 People (60 mins x 10 pack)	Market	per fortnight	1024.60	10%
3 People (60 mins x 10 pack)	Market	per fortnight	1309.70	10%
4+ People (60 mins x 10 pack)	Market	per fortnight	1361.80	10%
Fitness Programs				
4 weeks (8 sessions) Member	Market	each	109.00	10%
4 weeks (8 sessions) Non Member	Market	each	145.40	10%
6 weeks (12 sessions) Member	Market	each	163.00	10%
6 weeks (12 sessions) Non Member	Market	each	217.50	10%
8 weeks (16 sessions) Member	Market	each	217.50	10%
8 weeks (16 sessions) Non Member	Market	each	290.70	10%
10 weeks (20 sessions) Member	Market	each	272.10	10%
10 weeks (20 sessions) Non Member	Market	each	364.00	10%
12 weeks (24 sessions) Member	Market	each	326.70	10%
12 weeks (24 sessions) Non Member	Market	each	435.90	10%
Creche				
Members	Partial Cost	per hour	2.80	10%
Non-members	Partial Cost	per hour	5.10	10%
Sports Hall				
Casual adult	Market	each	7.90	10%
Casual Concession	Partial Cost	each	5.90	10%
Match Fees including player registration (up to 15 players)				
Soccer	Market	each	883.90	10%
Netball	Market	each	883.90	10%
Volleyball	Market	each	883.90	10%
Mixed Basketball	Market	each	883.90	10%
Mens Basketball	Market	each	883.90	10%
Court Hire				
Full Court	Market	per hr or part	42.90	10%
Half Court	Market	per hr or part	21.50	10%

DRAFT SCHEDULE OF PROPOSED FEES & CHARGES 2019/20

Description	Pricing Code	Unit of Measure	\$ Fee	GST
<u>CITY LEISURE FACILITIES</u>				
<u>INDOOR AQUATIC FACILITIES</u>				
Meeting Room Hire				
Community Rate	Partial Cost	per hr	37.00	10%
Commercial Rate	Partial Cost	per hr	71.20	10%
Birthday Parties				
Catered (includes entry for supervising adult)	Partial Cost	per person	39.30	10%
Non Catered (includes entry for supervising adult)	Partial Cost	per person	24.50	10%
Car Parking (Ian Thorpe Aquatic)				
Lost Card Fee	Partial Cost	each	47.70	10%
1/2 hr - 1 hr	Partial Cost	per 1/2 hr	3.00	10%
1 hr - 1.5 hrs	Partial Cost	per 1/2 hr	4.20	10%
1.5 hrs - 2 hrs	Partial Cost	per 1/2 hr	6.90	10%
2 hrs - 2.5 hrs	Partial Cost	per 1/2 hr	11.90	10%
2.5 hrs - 3 hrs	Partial Cost	per 1/2 hr	13.60	10%
3 hrs - 3.5 hrs	Partial Cost	per 1/2 hr	16.10	10%
All Day Rate	Partial Cost	per day	47.70	10%
Car Parking (Gunyama Park Aquatic & Recreation)				
Paying customers of the centre are entitled to a 40% discount on their parking meter costs when parking at designated meters	Partial Cost	per visit	Fee + GST	10%
Commercial Filming				
<i>Filming charges apply as per Filming on Council Streets, Parks and Open Space</i>				
Additional Venue Hire Rates by negotiation	Market	per hour	Fee	0%
<u>OUTDOOR AQUATIC FACILITIES</u>				
<i>Andrew (Boy) Charlton, Prince Alfred Park and Victoria Park Pools</i>				
Pool Entry				
Casual Entry				
Adult	Market	each	6.70	10%
Concession	Partial Cost	each	5.10	10%
Families				
Family (2 Adults/2 Children)	Partial Cost	each	19.10	10%
Additional Family member	Partial Cost	each	2.70	10%
City Access Card				
Aquatic	Partial Cost	each	2.00	10%
Multi Visit Pass (10 Visit)	Partial Cost	per pass	20.00	10%
Swimming Club	Partial Cost	each	2.00	10%
Fitness	Partial Cost	each	5.50	10%
Swimming Lesson	Partial Cost	each	5.50	0%
Spectator				
All ages	Partial Cost	each	3.70	10%
360 Go (Multi-Visit Passes 20 visit)				
Adult	Market	each	108.10	10%
Concession	Partial Cost	each	81.60	10%
360 Family Package				
Standard	Partial Cost	per fortnight	91.20	10%
Concession	Partial Cost	per fortnight	68.30	10%
360 Active Swim only Membership				
<i>Unlimited access to all outdoor swimming pools (swim only)</i>				
Joining Fee	Partial Cost	each	51.00	10%
Joining Fee Concession	Partial Cost	each	38.30	10%
Adult	Partial Cost	each/per fortnight	22.40	10%
Concession	Partial Cost	each/per fortnight	16.80	10%
Schools (plus Lane Hire)				
DEC program LGA public schools only (no lane hire)	Partial Cost	each	2.00	10%
Teacher Supervised Lesson	Partial Cost	each	4.40	10%
Instructor Supervised Lesson	Partial Cost	each	8.20	10%

DRAFT SCHEDULE OF PROPOSED FEES & CHARGES 2019/20

Description	Pricing Code	Unit of Measure	\$ Fee	GST
CITY LEISURE FACILITIES				
OUTDOOR AQUATIC FACILITIES				
Lane Hire (plus entry fee)				
Community	Partial Cost	per lane/ hr	19.70	10%
Commercial	Partial Cost	per lane/ hr	39.60	10%
Carnival Booking Fee (refundable) - maximum 6 lanes	Security Deposit	per booking	238.20	0%
Learn to Swim				
1st Child	Market	per lesson	19.70	0%
2nd Child	Partial Cost	per lesson	18.60	0%
3rd Child	Partial Cost	per lesson	17.50	0%
Private Lesson	Market	per 30 min	54.10	0%
Swim Squad				
Casual	Market	each	15.90	10%
Per Calendar Month	Market	each	105.40	10%
Biathlon				
Member	Market	each	21.00	10%
Non Member	Market	each	24.70	10%
360 Active Health & Fitness Memberships				
<i>Discounts may apply for specific promotions or campaigns</i>				
360 Active Health & Fitness Membership Packages				
Joining Fee (includes assessment and exercise program)	Partial Cost	each	51.00	10%
Joining Fee Concession	Partial Cost	each	38.25	10%
Adult	Market	per fortnight	40.50	10%
Concession	Partial Cost	per fortnight	30.20	10%
Adult 12 Plus + Package	Market	per fortnight	29.70	10%
Concession 12 Plus + Package	Partial Cost	per fortnight	22.20	10%
Health & Fitness				
Casual				
Adult	Market	each	19.20	10%
Concession	Partial Cost	each	14.40	10%
Multi-Visit Pass (10 visits)				
Adult	Market	each	172.60	10%
Concession	Partial Cost	each	111.00	10%
Multi Visit Pass (20 visits)				
Adult	Market	each	306.80	10%
Concession	Partial Cost	each	230.10	10%
Personal Training				
Single Session (30 mins)	Market	each	56.20	10%
Single Session (60 mins)	Market	each	95.80	10%
Personal Training Multi Visit Passes				
Single Session (30 mins x 10 pack)	Market	per pass	522.00	10%
Single Session (60 mins x 10 pack)	Market	per pass	887.40	10%
Single Session (30 min x 20 pack)	Market	per pass	956.80	10%
Single Session (60 min x 20 pack)	Market	per pass	1618.70	10%
Personal Training Package (Excludes Direct Debit membership)				
1 Session per week (60 mins)	Market	per fortnight	153.20	10%
2 Sessions per week (60 mins)	Market	per fortnight	287.10	10%
3 Sessions per week (60 mins)	Market	per fortnight	401.90	10%
1 Session per week (30 mins)	Market	per fortnight	90.10	10%
2 Sessions per week (30 mins)	Market	per fortnight	168.80	10%
3 Sessions per week (30 mins)	Market	per fortnight	236.00	10%
Group Personal Training Packages				
2 People (60 mins x 10 pack)	Market	per fortnight	1024.60	10%
3 People (60 mins x 10 pack)	Market	per fortnight	1309.70	10%
4+ People (60 mins x 10 pack)	Market	per fortnight	1361.80	10%

DRAFT SCHEDULE OF PROPOSED FEES & CHARGES 2019/20

Description	Pricing Code	Unit of Measure	\$ Fee	GST
<u>CITY LEISURE FACILITIES</u>				
<u>OUTDOOR AQUATIC FACILITIES</u>				
360 Active Health & Fitness Memberships				
Fitness Programs				
4 weeks (8 sessions) Member	Market	each	108.20	10%
4 weeks (8 sessions) Non Member	Market	each	145.40	10%
6 weeks (12 sessions) Member	Market	each	163.00	10%
6 weeks (12 sessions) Member	Market	each	217.50	10%
8 weeks (16 sessions) Member	Market	each	217.50	10%
8 weeks (16 sessions) Non Member	Market	each	290.70	10%
10 weeks (20 sessions) Member	Market	each	272.10	10%
10 weeks (20 sessions) Non Member	Market	each	364.00	10%
12 weeks (24 sessions) Member	Market	each	326.70	10%
12 weeks (24 sessions) Non Member	Market	each	435.90	10%
Creche				
Members	Partial Cost	per hour	2.80	10%
Non-Members	Partial Cost	per hour	5.10	10%
Room Hire				
Community Rate	Partial Cost	per hour	36.00	10%
Half day (1-4 hrs)	Partial Cost	per half day	595.90	10%
Full day (4-8 hrs)	Partial Cost	per day	1014.90	10%
Lockers (2 hours)				
Small	Partial Cost	per locker	2.00	10%
Large	Partial Cost	per locker	3.00	10%
Birthday Parties				
Catered (includes entry for supervising adult)	Partial Cost	per person	39.30	10%
Non Catered (includes entry for supervising adult)	Partial Cost	per person	24.50	10%
Other Fees				
Card/Band replacement	Partial Cost	each	11.20	10%
Swim Certificate	Partial Cost	each	24.80	10%
Commercial Filming/ Photo shoots				
<i>Filming charges apply as per Filming on Council Streets, Parks and Open Space</i>				
Additional Venue Hire Rates by negotiation	Market	per hour	Fee	0%
<u>RUSHCUTTERS BAY PARK TENNIS COURTS & KIOSK</u>				
Casual Court Hire				
Day				
Adult	Partial Cost	per hour	26.00	10%
Concession	Partial Cost	per hour	19.50	10%
City Access Card Holder	Partial Cost	per hour	7.50	10%
Evening, Weekend, Public Holidays				
Adult	Partial Cost	per hour	31.80	10%
Concession	Partial Cost	per hour	23.85	10%
City Access Card Holder	Partial Cost	per hour	7.50	10%
Bartley Room				
Community Room (minimum booking 3 hours)	Partial Cost	per hour	25.20	10%
Commercial Hire	Market	per hour	46.10	10%
Refundable Bond	Security Deposit	each	52.00	0%
Daily Rate (8 hours)	Market	per day	187.70	10%
Daily Rate Community (8 hours)	Partial Cost	per day	136.40	10%

DRAFT SCHEDULE OF PROPOSED FEES & CHARGES 2019/20

Description	Pricing Code	Unit of Measure	\$ Fee	GST
<u>CITY LEISURE FACILITIES</u>				
<u>PRINCE ALFRED PARK TENNIS COURTS</u>				
Casual Court Hire				
<i>Discounts may apply for memberships and promotions</i>				
Day				
Adult	Partial Cost	per hour	26.00	10%
Concession	Partial Cost	per hour	19.50	10%
City Access Card Holder	Partial Cost	per hour	7.50	10%
Evening, Weekend, Public Holidays				
Adult	Partial Cost	per hour	31.80	10%
Concession	Partial Cost	per hour	23.85	10%
City Access Card Holder	Partial Cost	per hour	7.50	10%
Coronation Centre Community Room				
Community Group	Partial Cost	per hour	36.60	10%
Commercial Hire	Partial Cost	per hour	71.70	10%
<u>ALEXANDRIA PARK TENNIS COURTS</u>				
Casual Court Hire				
Day				
Adult	Partial Cost	per hour	26.00	10%
Concession	Partial Cost	per hour	19.50	10%
City Access Card Holder	Partial Cost	per hour	7.50	10%
Evening, Weekend, Public Holidays				
Adult	Partial Cost	per hour	31.80	10%
Concession	Partial Cost	per hour	23.85	10%
City Access Card Holder	Partial Cost	per hour	7.50	10%
<u>BEACONSFIELD PARK TENNIS COURTS</u>				
Casual Court Hire				
Day				
Adult	Partial Cost	per hour	26.00	10%
Concession	Partial Cost	per hour	19.50	10%
City Access Card Holder	Partial Cost	per hour	7.50	10%
Evening, Weekend, Public Holidays				
Adult	Partial Cost	per hour	31.80	10%
Concession	Partial Cost	per hour	23.85	10%
City Access Card Holder	Partial Cost	per hour	7.50	10%
<u>ST JAMES PARK TENNIS COURTS</u>				
Casual Court Hire				
Day				
Adult	Partial Cost	per hour	26.00	10%
Concession	Partial Cost	per hour	19.50	10%
City Access Card Holder	Partial Cost	per hour	7.50	10%
Evening, Weekend, Public Holidays				
Adult	Partial Cost	per hour	31.80	10%
Concession	Partial Cost	per hour	23.85	10%
City Access Card Holder	Partial Cost	per hour	7.50	10%
<u>TURRUWUL PARK TENNIS COURTS</u>				
Casual Court Hire				
Day				
Adult	Partial Cost	per hour	26.00	10%
Concession	Partial Cost	per hour	19.50	10%
City Access Card Holder	Partial Cost	per hour	7.50	10%
Evening, Weekend, Public Holidays				
Adult	Partial Cost	per hour	31.80	10%
Concession	Partial Cost	per hour	23.85	10%
City Access Card Holder	Partial Cost	per hour	7.50	10%

DRAFT SCHEDULE OF PROPOSED FEES & CHARGES 2019/20

Description	Pricing Code	Unit of Measure	\$ Fee	GST
<u>CITY LEISURE FACILITIES</u>				
<u>CYCLING</u>				
Cycling Programs				
Adult Cycling/Bike Maintenance Course	Partial Cost	per person	25.00	10%
Guided Rides Program	Partial Cost	per person	20.00	10%
T-shirts - Adult	Partial Cost	per item	30.00	10%
T-shirts - Children	Partial Cost	per item	20.00	10%
Bike Hire Charge at Light the City	Partial Cost	per item	15.00	10%
<u>PERRY PARK RECREATION CENTRE</u>				
<i>Basketball, netball, volleyball, futsal, badminton</i>				
Indoor Courts				
Casual Entry (min 30 mins)	Partial Cost	per person	7.20	10%
Casual Court Hire - Full Court				
Adult	Market	per hour	72.40	10%
Concession	Partial Cost	per hour	54.30	10%
Court Hire Rate - Regular Booking	Partial Cost	per hour	65.30	10%
Casual Court Hire - Half Court				
Adult	Market	per hour	39.70	10%
Concession	Partial Cost	per hour	29.80	10%
Badminton Court Hire - Full Court				
Adult	Market	per hour	19.90	10%
Concession	Partial Cost	per hour	14.90	10%
Outdoor Courts				
Casual Entry (min 30 mins)	Partial Cost	per person	7.20	10%
Casual Court Hire - Full Court				
Standard	Market	per hour	31.00	10%
Concession	Partial Cost	per hour	23.20	10%
Casual Court Hire - Half Court				
Standard	Market	per hour	25.90	10%
Concession	Partial Cost	per hour	19.40	10%
Hire Costs				
Indoor Courts (min 2 courts, min 5 hours)	Market	per hour	109.80	10%
Outdoor Courts (min 2 courts, min 5 hours)	Market	per hour	82.20	10%
Extra Hour	Market	per hour	227.00	10%
Bump in/bump out	Market	per hour	Fee + GST	10%
Additional Event / Booking Hire Costs				
Cleaning	Market	per event/booking	51.00	10%
Deposit (Refundable)	Security Deposit	per event/booking	510.00	0%
Advertising - internal hanging of banner (min 5 hours)	Market	per event	510.00	10%
Staff - min 2 staff (outside of advertised opening times)	Full Cost	per hour	Fee + GST	10%
Equipment Hire	Partial Cost	each	0.60 - 25.00	10%
Cancellation Fees > 4 weeks (10% hire deposit)	Partial Cost	per event/booking	Fee + GST	10%
Cancellation Fees < 4 weeks (50% hire deposit)	Partial Cost	per event/ booking	Fee + GST	10%
Cancellation Fees < 7 days (100% deposit)	Partial Cost	per event/booking	Fee + GST	10%
Sports Competitions				
Senior (Upfront lump sum payment accepted)	Market	per round per team	67.30	10%
Junior (Upfront lump sum payment accepted)	Market	per round per team	56.10	10%

DRAFT SCHEDULE OF PROPOSED FEES & CHARGES 2019/20

Description	Pricing Code	Unit of Measure	\$ Fee	GST
CITY LEISURE FACILITIES				
<u>PERRY PARK RECREATION CENTRE</u>				
Other				
Sports Competitions Team Deposit (to be paid on entering a team into competition. Deposit is deducted from balance of competition fees)	Market	per team per comp	250.00	10%
Cancellation Fees < 1 week (100% Deposit)	Market	per team per comp	Fee + GST	10%
Centre Programming				
Centre Run School Programming - during school terms and school hours	Partial Cost	per person per hour	10.20	10%
Children Term Program - after school hours	Partial Cost	per person per hour	13.30	10%
School Holiday Programming	Partial Cost	per person per hour	13.30	10%
Group (16 years and over)	Partial Cost	per person per hour	9.70	10%
Concession Group	Partial Cost	per person per hour	7.30	10%
360 Hoops pass (10 visit)	Partial Cost	per pass	64.80	10%
Party - non catered (min 1 hour, min 10 people)	Market	per head per hour	13.30	10%
Additional Staff	Market	per hour	36.00	10%
Additional Court Time	Market	per court per hour	72.40	10%
Party Deposit (to be paid on confirmation of party, deposit is deducted from balance of party fees)	Market	per booking	100.00	10%
Cancellation Fees <1 week (100% Deposit)	Market	per booking	Fee + GST	10%
CIVIC SPACES / SPORTS FIELDS / PARKS				
<u>CIVIC SPACES (INCLUDES FOOTPATH / PEDESTRIANISED STREET SECTIONS) - HIRE CHARGES</u>				
<i>Sports not permitted in these areas. See Appendix 2 for list of Civic Spaces - (Includes Customs House Forecourt)</i>				
Promotional Events, Concerts, Festivals and One-Off Markets				
Commercial and Private Users	Market	per hour per location	335.00	10%
Event Bump-in/out	Market	by negotiation	Fee + GST	10%
Registered NFP Organisations, Charities and Public Schools	Zero	per hour per location per month per location	0.00	10%
Recurring Markets	Market	location	Fee + GST	10%
George Street Light Rail Route Space Activation	Zero	per approval	0.00	0%
Product Sampling				
Sampling as stand-alone activity or primary purpose	Market	per hour per location	750.00	10%
Rallies, Commemoration Services and Marches				
All User categories	Zero	per hour per location	0.00	10%
Civic Spaces - Additional Charges (all user categories & event types)				
Sydney Square Bond	Security Deposit	per booking	500.00	0%
Sydney Square Power	Market	per booking	215.00	10%
Martin Place - events of 7 days or longer duration (50% surcharge)	Market	per hour per location	490.00	10%
Sydney Square - all events (subject to conditions of hire)	Zero	per event	0.00	10%
Raising and Lowering of Martin Place Amphitheatre Stage Roof outside business hours (fee based on contractor's charge)	Full Cost	per hour	Fee + GST	10%
Raising and Lowering of Martin Place Amphitheatre Stage Roof during business hours (fee based on contractor's charge)	Full Cost	per application per 12 hours per location	Fee + GST	10%
Overnight Holding Fee	Market	location	730.00	10%
Events using greater than 50% of the publicly available space on the site, or commercially ticketed/restricted	Market	by negotiation	Fee + GST	10%
Corporate Promotions - Pitt Street Mall	Market	per hour	1100.00	10%

DRAFT SCHEDULE OF PROPOSED FEES & CHARGES 2019/20

Description	Pricing Code	Unit of Measure	\$ Fee	GST
<u>CIVIC SPACES / SPORTS FIELDS / PARKS</u>				
<u>CIVIC SPACES (INCLUDES FOOTPATH / PEDESTRIANISED STREET SECTIONS) - HIRE CHARGES</u>				
Civic Spaces - Additional Charges (all user categories & event types)				
Use of unbranded barricades for crowd management at Council's request	Zero	per hour	0.00	10%
Free-standing triffid signs or light boxes to promote community events	Market	per week per location	200.00	10%
Free-standing ticket boxes/booths for community events	Market	per week per location	500.00	10%
<u>ICONIC PARKS - HIRE CHARGES</u>				
<i>(Sports not permitted in these areas. See Appendix 2 for list of Iconic Parks)</i>				
Promotional Events, Concerts, Festivals and One-Off Markets				
Commercial and Private Users	Market	per hour per location	285.00	10%
Event Bump-in/out	Market	by negotiation	Fee + GST	10%
Registered NFP Organisations, Charities and Public Schools	Zero	per hour per location	0.00	10%
Free-standing ticket boxes/booths for community events	Market	per week per location	500.00	10%
Product Sampling				
Sampling as stand-alone activity or primary purpose	Market	per hour per location	750.00	10%
Rallies, Commemoration Services and Marches				
All User categories	Zero	per hour per location	0.00	10%
Iconic Parks - Additional Charges (all user categories & event types)				
Wedding and Other Ceremonies	Market	per 3 hour block	760.00	10%
Hyde Park North (50% surcharge to be added to standard rate)	Market	per hour	420.00	10%
Overnight Holding Fee	Market	per 12 hours per location	475.00	10%
Events using greater than 50% of the publicly available space on the site, or commercially ticketed/restricted	Market	by negotiation	Fee + GST	10%
<u>NEIGHBOURHOOD PARKS - HIRE CHARGES</u>				
<i>(Sports not permitted in these areas. See Appendix 2 for list of Neighbourhood Parks)</i>				
Promotional Events, Concerts, Festivals and One-Off Markets				
Commercial and Private Users	Market	per hour per location	205.00	10%
Event Bump-in/out	Market	by negotiation	Fee + GST	10%
Registered NFP Organisations, Charities and Public Schools	Zero	per hour per location	0.00	10%
Product Sampling				
Sampling as stand-alone activity or primary purpose	Market	per hour per location	750.00	10%
Rallies, Commemoration Services and Marches				
All User categories	Zero	per hour per location	0.00	10%
Neighbourhood Parks - Additional Charges (all user categories & event types)				
Wedding and Other Ceremonies	Market	per 3 hour block	385.00	10%
Overnight Holding Fee	Market	per 12 hours per location	310.00	10%
Events using greater than 50% of the publicly available space on the site, or commercially ticketed/restricted	Market	by negotiation	Fee + GST	10%

DRAFT SCHEDULE OF PROPOSED FEES & CHARGES 2019/20

Description	Pricing Code	Unit of Measure	\$ Fee	GST
<u>CIVIC SPACES / SPORTS FIELDS / PARKS</u>				
<u>POCKET PARKS - HIRE CHARGES</u>				
<i>(Sports, Rallies etc not permitted in these areas. See Appendix 2 for list of Pocket Parks)</i>				
Promotional Events, Concerts, Festivals and One-Off Markets				
All User categories	Market	by negotiation	Fee + GST	10%
Pocket Parks - Additional Charges (all user categories & event types)				
Wedding and Other Ceremonies	Market	per 3 hour block	385.00	10%
Overnight Holding Fee	Market	by negotiation	Fee + GST	10%
Events using greater than 50% of the publicly available space on the site, or commercially ticketed/restricted	Market	by negotiation	Fee + GST	10%
<u>LEVEL A SPORTING FIELDS</u>				
<i>Private, Invitation Only Events, Promotional Events, Concerts, Festivals, Markets and Rallies are not permitted on these fields. See Appendix 2 for list of Level A Sporting Fields</i>				
Organised Group Sporting Events				
Weekdays				
Commercial and Private Users	Market	per hour	80.00	10%
Charities, Public Schools in the LGA	Zero	per hour	0.00	10%
Other Registered NFP Organisations, Charities and Other Schools	Market	per hour	58.00	10%
Weekends				
Commercial and Private Users (4 or 8 hourly blocks of hire only on weekends)	Market	per hour	90.00	10%
Charities, Public Schools in the LGA	Zero	per hour	0.00	10%
Other Registered NFP Organisations, Charities and Other Schools (6 or 8 hourly blocks of hire only on weekends)	Market	per hour	68.00	10%
<u>LEVEL B SPORTING FIELDS</u>				
<i>Private, Invitation Only Events, Promotional Events, Concerts, Festivals, Markets and Rallies are not permitted on these fields. See Appendix 2 for list of Level B Sporting Fields</i>				
Organised Group Sporting Events				
Weekdays				
Commercial and Private Users	Market	per hour	46.00	10%
Charities, Public Schools in the LGA	Zero	per hour	0.00	10%
Other Registered NFP Organisations, Charities and Other Schools	Market	per hour	34.00	10%
Weekends				
Commercial and Private Users (4 or 8 hourly blocks of hire only on weekends)	Market	per hour	51.00	10%
Charities, Public Schools in the LGA	Zero	per hour	0.00	10%
Other Registered NFP Organisations, Charities and Other Schools (6 or 8 hourly blocks of hire only on weekends)	Market	per hour	39.00	10%
<u>SYNTHETIC SPORTING FIELDS</u>				
Gunyama Park				
Hire - Full Field				
Peak/Standard	Market	per hour	230.00	10%
Off Peak	Market	per hour	95.00	10%
Concession	Partial Cost	per hour	172.50	10%
Commercial	Market	per hour	322.00	10%
Hire - Half Field				
Peak/Standard	Market	per hour	126.50	10%
Off Peak	Market	per hour	52.25	10%
Concession	Partial Cost	per hour	94.90	10%
Commercial	Market	per hour	177.10	10%
Hire - Schools Use (Full Field)				
Schools within the LGA - school term sport	Partial Cost	per hour	0.00	10%
Schools outside of LGA - school term sport	Partial Cost	per hour	95.00	10%
School Carnival/Tournament - weekday 9am - 3pm	Partial Cost	per hour	95.00	10%

DRAFT SCHEDULE OF PROPOSED FEES & CHARGES 2019/20

Description	Pricing Code	Unit of Measure	\$ Fee	GST
<u>CIVIC SPACES / SPORTS FIELDS / PARKS</u>				
<u>SYNTHETIC SPORTING FIELDS</u>				
Gunyama Park				
Hire - Events/Hire Costs (Full Field)				
Event field hire - standard	Market	per hour	230.00	10%
Event field hire - commercial	Market	per hour	322.00	10%
Bump in/bump out	Market	per hour	Fee + GST	10%
Additional Event/Booking Hire Costs				
Deposit	Security Deposit	per event/booking	510.00	0%
Event Administration Fee (includes event hirer pre-event orientation, event plan & WHS induction meeting and post event site inspection. Performed by site staff managing events.	Market	per hour	Fee + GST	10%
Cancellation Fees > 4 weeks (10% hire deposit)	Partial Cost	per event/booking	Fee + GST	10%
Cancellation Fees < 4 weeks (50% hire deposit)	Partial Cost	per event/booking	Fee + GST	10%
Cancellation Fees < 7 days (100% hire deposit)	Partial Cost	per event/booking	Fee + GST	10%
Other				
Sports Competitions				
Senior (upfront lump sum payment accepted)	Market	per round per team	70.00	10%
Junior	Market	per round per team	55.00	10%
Individual Player Insurance	Full Cost	per player per comp	30.00	10%
Sports Competitions Team Deposit (to be paid on entering a team into competition. Deposit is deducted from the balance of competition fees)	Market	per team per comp	250.00	10%
Cancellation Fees < 1 week (100% deposit)	Market	per team per comp	Fee + GST	10%
Centre Programming				
Centre Run School Programming - during school terms and school hours	Partial Cost	per person per hour	13.20	10%
Children term program - after school hours	Partial Cost	per person per hour	13.30	10%
School Holiday Programming	Partial Cost	per person per hour	13.30	10%
Group (16 years & over) - sport program	Partial Cost	per person per hour	9.70	10%
Concession Group	Partial Cost	per person per hour	7.30	10%
Party - non catered (min 10 people. 1 hour field time and use of party area)	Market	per person per hour	17.00	10%
Additional Staff	Full Cost	per hour	Fee + GST	10%
Additional Field Time	Market	per hour	126.50	10%
Party Deposit (to be paid on confirmation of party. Deposit deducted from balance of party fees)	Market	per event/booking	100.00	10%
Cancellation Fees < 1 week (100% deposit)	Market	per event/booking	Fee + GST	10%
<u>SPORTING FIELDS - ADDITIONAL CHARGES (All user categories and event types)</u>				
Sports Lighting (charged in addition to normal hire rate)				
Level A Fields	Market	per hour	8.00	10%
Level B Fields	Market	per hour	8.00	10%
Events using greater than 50% of the publicly available space on the site, or commercially ticketed/restricted				
Fee	Market	by negotiation	Fee + GST	10%
Standard cricket net hire charge (all nets, all days)				
Fee	Partial Cost	per hour	42.00	10%
Reg Bartley Meeting Room - Casual Hire				
Fee	Full Cost	per hour	48.00	10%
Reg Bartley Meeting Room - Day Hire				
Fee	Full Cost	per day	192.50	10%
Long Term Licences (between 1 & 5 years)				
25% Discount on normal hire rate	Market	per hour	Fee + GST	10%

DRAFT SCHEDULE OF PROPOSED FEES & CHARGES 2019/20

Description	Pricing Code	Unit of Measure	\$ Fee	GST
CIVIC SPACES / SPORTS FIELDS / PARKS				
ADDITIONAL CHARGES - ALL LOCATIONS, EVENTS, USER CATEGORIES				
Security Bond				
All user categories (by negotiation, min \$2000.00)	Security Deposit	per event	Fee	0%
Application Fee (All Event Applications)				
Commercial and Private Users	Full Cost	per event	200.00	10%
Registered NFP Organisations, Charities and Public Schools	Partial Cost	per event	100.00	10%
George Street Light Rail Route Space Activation	Zero	per approval	0.00	0%
Administration Charges				
Reissue of a permit within 48 hours of event commencement	Full Cost	per permit	300.00	10%
Cancellation of issued permit due to wet weather	Full Cost	per occasion	Fee + GST	10%
Cancellation of issued permit by hirer more than 10 days prior to event commencement (25% of full fee)	Partial Cost	per permit	Fee + GST	10%
Cancellation of issued permit by hirer less than 10 days prior to event commencement	Full Cost	per permit	Fee + GST	10%
Cancellation by Council	Zero	per permit	0.00	10%
Cancellation by Council for breach of conditions of use	Full Cost	per permit	Fee + GST	10%
Cancellation due to Force Majeure	Full Cost	per permit	Fee + GST	10%
Event Supervision				
Site Supervisor (min. 4 hour call per call out)	Full Cost	per hour	75.00	10%
User Pays Rangers (min. 4 hour call per call out)	Full Cost	per hour	90.00	10%
Event Management - Site Arborist	Partial Cost	per hour	80.00	10%
Vehicle Access to Site				
Standard Vehicle Entry (eg maintenance vehicles)	Market	per vehicle	155.00	0%
Heavy Goods Vehicle/Crane Entry fee	Market	per vehicle	1180.00	0%
Removal of Bollards, opening of gates for vehicle entry and closure	Market	per occasion	145.00	10%
Power Access to Site				
<i>At sites where power is available</i>				
3 Phase Power	Full Cost	per location per day	225.00	10%
Single Phase Power	Full Cost	per location per day	83.00	10%
Miscellaneous Charges				
Flower Box relocation - within site (100m) & returned to correct position	Full Cost	per occasion	Fee + GST	10%
Flower Box relocation -off site & returned to correct position	Full Cost	per occasion	Fee + GST	10%
Ancillary Use of Park - 4 hour Fee	Market	per 4 hours	267.00	0%
Ancillary Use of Park - 8 hour Fee	Market	per day	463.00	0%
Turning On & Off Water Features (Normal Business Hours)				
Confined Space	Full Cost	per occasion	330.00	10%
Non-confined Space	Full Cost	per occasion	180.00	10%
Turning On & Off Water Features (Outside Normal Business Hours)				
Confined Space	Full Cost	per occasion	Fee + GST	10%
Non-confined Space	Full Cost	per occasion	Fee + GST	10%
Ancillary Use no more than 1m2 footprint (e.g. freestanding triffids/promotional install/light boxes)				
<i>(Subject to compliance with all relevant planning conditions and approvals)</i>				
Commercial Uses	Market	per week	318.00	10%
Community Events	Market	per week	205.00	10%
Use of Park - For Construction/Material Storage				
Application Fee	Market	per application	205.00	0%
Usage Fee (minimum 1 week)	Market	per m2/wk	22.00	0%

DRAFT SCHEDULE OF PROPOSED FEES & CHARGES 2019/20

Description	Pricing Code	Unit of Measure	\$ Fee	GST
CIVIC SPACES / SPORTS FIELDS / PARKS				
ADDITIONAL CHARGES - ALL LOCATIONS, EVENTS, USER CATEGORIES				
Restoration, Corrective or Maintenance Works for Parks and Open Space areas				
<i>Fees are for the engagement of services by the City for the performance of works within Parks & Open Space areas. This may include restoration works, corrective maintenance or periodic maintenance works to deliver high quality public spaces. Fees will be at cost due to the variability of sites and conditions.</i>				
Fee (recovery of Council costs)	Full Cost	per occasion	Fee + GST	10%
CITY FARM				
<i>Adult - 16 years and over</i>				
<i>Concession - Children under 16, full time students, holders of Commonwealth Health Care, Pensioner Concession or Seniors Health Cards</i>				
<i>In the event of the City of Sydney organising a City Farm education program for an organisation, the direct costs associated with this program may be charged to the organisation</i>				
City Farm Workshops				
<i>Discounts may be available to City Farm members.</i>				
Adult Farm Programs				
Standard 1 hour walk, talk, demonstration	Market	per registrant	30.00	10%
Concession 1 hour walk, talk, demonstration	Market	per registrant	22.50	10%
Standard 2 hour (plus materials)	Market	per registrant	75.00	10%
Concession 2 hour (plus materials)	Market	per registrant	56.25	10%
Standard 1/2 day (plus materials)	Market	per registrant	95.00	10%
Concession 1/2 day (plus materials)	Market	per registrant	71.25	10%
Standard 1 day (plus materials)	Market	per registrant	120.00 - 200.00	10%
Concession 1 day (plus materials)	Market	per registrant	90.00 - 150.00	10%
Multiple day programs	Partial Cost	by negotiation	Fee + GST	10%
Accredited Courses/workshops	Market	by negotiation	Fee + GST	10%
Corporate/Professional Development Workshop	Market	by negotiation	Fee + GST	10%
Organisations	Partial Cost	by negotiation	Fee + GST	10%
Concession 1/2 day (plus materials)	Market	per registrant	56.25 - 112.50	10%
Adult Lifestyle Programs				
Group Session 1 hour	Market	per registrant	0.00 - 20.00	10%
Standard 1/2 day (plus materials)	Market	per registrant	75.00 - 150.00	10%
Standard 1 day (plus materials)	Market	per registrant	75.00 - 200.00	10%
Concession 1 day (plus materials)	Market	per registrant	56.25 - 150.00	10%
Sustainability Programs				
LGA Resident	Market	per registrant	0.00 - 60.00	10%
Non-LGA Residents	Market	per registrant	0.00 - 60.00	10%
Organisations	Partial Cost	by negotiation	Fee + GST	10%
Childrens Programs				
Primary Schools Program (1.5 hour session, up to 25 students)	Market	per session	0.00 - 275.00	10%
Primary Schools Program (additional child per session)	Market	per additional child	11.00	10%
Secondary Schools Program (2 hour session, up to 25 students)	Market	per session	0.00 - 325.00	10%
Secondary Schools Program (additional child per session)	Market	per additional child	13.00	10%
Holiday Program 1 hour session (plus materials)	Market	per child per session	13.00	10%
Holiday Program 1.5 hour session (plus materials)	Market	per child per session	18.00	10%
Miscellaneous Childrens Activities and Programs	Partial Cost	by negotiation	Fee + GST	10%
Education Display				
External Event	Partial Cost	by negotiation	Fee + GST	10%
Volunteer Experience				
Corporate Activity	Market	by negotiation	Fee + GST	10%

DRAFT SCHEDULE OF PROPOSED FEES & CHARGES 2019/20

Description	Pricing Code	Unit of Measure	\$ Fee	GST
CIVIC SPACES / SPORTS FIELDS / PARKS				
CITY FARM				
City Farm Room Hire				
<i>Discounts may be available to City Farm members</i>				
Security Deposit - Standard	Security Deposit	per hire	300.00	0%
Security Deposit - Community	Security Deposit	per hire	150.00	0%
Security Deposit - Key	Security Deposit	per booking	35.00	0%
Standard Rate	Partial Cost	per hour	0.00 - 60.00	10%
Community/NFP Rate	Partial Cost	per hour	0.00 - 50.00	10%
City Farm Site Hire				
Filming/Photography Location	Market	per hour	270.00	10%
Other Events	Market	by negotiation	Fee + GST	10%
City Farm Markets and Events				
<i>Discounts may be available to City Farm members</i>				
Stall Hire Fees - Standard	Market	per unit	0.00 - 500.00	10%
Community/NFP Stall Hire Fees	Partial Cost	by negotiation	Fee + GST	10%
City Farm Membership				
<i>Discounts may be available to City Farm members</i>				
Standard	Market	per year	30.00	10%
Concession	Market	per year	20.00	10%
Family/Household	Market	per year	50.00	10%
Group - Corporate	Market	per year	300.00	10%
Group - Not for Profit	Market	per year	150.00	10%
City Farm Tour				
<i>Discounts may be available to City Farm members</i>				
Standard	Market	per person/half hour	0.00 - 10.00	10%
Concession	Market	per person/half hour	0.00 - 7.50	10%
Groups	Partial Cost	by negotiation	Fee + GST	10%
City Farm Products				
Produce	Market	per unit	1.00 - 20.00	10%
Plants	Market	per unit	0.50 - 50.00	10%
BANNER POLES				
BANNER POLE ADVERTISING				
<i>30% of fee to be paid as deposit on booking. The balance of fee is invoiced and due once the banners are installed. If order is cancelled within two months of installation date, deposit is forfeited.</i>				
Simple Sequence				
Establishment Fee (for less than 51 installations or dismantles)				
Fee	Market	per banner pole	530.00	0%
Installation Fee				
0-150 Banners	Market	per banner pole	41.00	0%
More than 150 Banners	Market	per banner pole	28.00	0%
Dismantle Fee				
0-150 Banners	Market	per banner pole	41.00	0%
More than 150 Banners	Market	per banner pole	28.00	0%
Cleaning				
Washing, Labeling & Packing	Market	per banner	11.50	0%
Washing	Market	per banner	8.00	0%
Banner Disposal (to be removed once recycling is implemented)	Market	per banner	5.50	0%
Banner Recycling (to apply once new recycling fees are available)	Full Cost	per banner	8.00	0%

DRAFT SCHEDULE OF PROPOSED FEES & CHARGES 2019/20

Description	Pricing Code	Unit of Measure	\$ Fee	GST
BANNER POLES				
<u>BANNER POLE ADVERTISING</u>				
Complex Sequence				
Establishment Fee (for less than 51 installations or dismantles)				
Fee	Market	per banner pole	530.00	0%
Installation Fee				
0-150 Banners	Market	per banner pole	46.00	0%
More than 150 Banners	Market	per banner pole	33.00	0%
Dismantle Fee				
0-150 Banners	Market	per banner pole	41.00	0%
More than 150 Banners	Market	per banner pole	28.00	0%
Cleaning				
Washing, Labeling & Packing	Market	per banner	11.50	0%
Washing	Market	per banner	8.00	0%
Banner Disposal (to be removed once recycling is implemented)	Market	per banner	5.50	0%
Banner Recycling (to apply once new recycling fees are available)	Full Cost	per banner	8.00	0%
Commercial Rate				
Commercial Rate - Premium	Market	per banner pole per week	150.00	0%
Commercial Rate				
Commercial Rate - City	Market	per banner pole per week	117.00	0%
Commercial Rate - Urban	Market	per banner pole per week	59.00	0%
Charity				
Fee	Market	per banner pole per week	24.00	0%
Not for Profit				
Fee	Market	per banner pole per week	71.00	0%
Government				
Government Rate - Premium	Market	per banner pole per week	120.00	0%
Government Rate - City	Market	per banner pole per week	95.00	0%
Government Rate - Urban	Market	per banner pole per week	48.00	0%
Sponsorship				
Not for Profit				
Fee	Market	per banner pole per week	71.00	0%
Government				
Government Rate - Premium	Market	per banner pole per week	120.00	0%
Government Rate - City	Market	per banner pole per week	95.00	0%
Government Rate - Urban	Market	per banner pole per week	48.00	0%
Charity Organisations (With DGR Status)				
Fee	Market	per banner pole per week	24.00	0%
Delivery fees				
Outside Sydney CBD	Market	per registration	268.00	0%
Within Sydney CBD	Market	per registration	149.00	0%
Order Variation Fee				
Fee	Market	per registration	400.00	0%
Urgency Fees				
Fee (when installers receive late banner deliveries close to the installation date)	Market	per registration	720.00	0%

DRAFT SCHEDULE OF PROPOSED FEES & CHARGES 2019/20

Description	Pricing Code	Unit of Measure	\$ Fee	GST
<u>LIBRARY SERVICES</u>				
<u>LIBRARY MEMBERSHIP</u>				
Annual Membership				
Residents	Legislative	annual	0.00	0%
People living outside the City area	Zero	annual	0.00	0%
Workers within the City of Sydney LGA	Zero	annual	0.00	0%
Non-Resident - with Seniors Card or on Benefits	Zero	annual	0.00	0%
Non-Resident - children up to 18 years of age	Zero	annual	0.00	0%
Non-Resident - homeless	Zero	annual	0.00	0%
Non-Resident - living in post code 2042	Zero	annual	0.00	0%
Special Membership	Market	Annual	0.00 - 100.00	0%
Replacement Membership Card	Market	per card	7.00	0%
Quarterly Membership				
Non-Resident - no permanent NSW address	Market	quarterly	20.00	0%
Reservation and Loans				
Inter Library Loan	Market	per item	6.00	10%
Rush and Express Inter Library Loan (minimum fee - Fees vary depending on rate charged by other library)	Market	min fee/item	50.00	10%
Inter Library Loan - charging library (minimum fee - Fees vary depending on rate charged by other library)	Market	per item	20.00	10%
Request of Purchase	Zero	per item	0.00	10%
<u>LIBRARY SERVICES</u>				
Photocopies / Printing / Scanning				
Colour photocopies - photo quality				
A4 colour	Market	per page	2.00	10%
A3 colour	Market	per page	3.00	10%
Black and White Photocopying				
A4 Black & White	Market	per copy	0.20	10%
A3 Black & White	Market	per copy	0.30	10%
A4 Laser Printing				
Black & White	Market	per A4 page	0.20	10%
Colour	Market	per A4 page	2.00	10%
A3 Laser Printing				
Black & White	Market	per page	0.30	10%
Colour	Market	per page	3.00	10%
3-D Printing				
Set Up Fee plus	Market	per job per item	5.00	10%
Printing Time Fee				
1 to 120 Minutes	Market	per minute	0.10	10%
More than 120 to 240 Minutes	Market	per minute	0.20	10%
More than 240 Minutes	Market	per minute	0.30	10%
Internet & Wi-Fi Access				
Members	Zero	per half hr or part	0.00	10%
Non Members	Zero	per half hr or part	0.00	10%
PC Access				
Members	Zero	per half hr or part	0.00	10%
Non Members	Market	per half hr or part	3.50	10%

DRAFT SCHEDULE OF PROPOSED FEES & CHARGES 2019/20

Description	Pricing Code	Unit of Measure	\$ Fee	GST
<u>LIBRARY SERVICES</u>				
<u>MISCELLANEOUS SERVICES</u>				
Library Bag				
Fee	Market	each	1.00 - 30.00	10%
USB Stick				
Fee	Market	each	5.00 - 20.00	10%
Headphone				
Fee	Market	each	5.00 - 30.00	10%
Bicycle Puncture Repair				
Fee	Market	per pack of 5	5.00	10%
Sale of Library Items/Merchandise				
Low Value Item (small size/high volume/standard quality)	Market	per item	0.00 - 100.00	10%
Use of Library - Hire				
<i>Available outside library opening hours only</i>				
Venue Hire - Commercial	Market	per hour	150.00	10%
Venue Hire - Community	Market	per hour	105.00	10%
		per supervisor per		
Staff site supervision	Partial Cost	hour	50.00	10%
Security (recovery of council costs)	Full Cost	per booking	Fee + GST	10%
AV Technician - quoted upon request (min 3 hours)	Market	per hour	Fee + GST	10%
Damage to equipment/furniture (recovery of council costs)	Full Cost	per repair	Fee + GST	10%
Cleaning Fee - applied if additional cleaning required (recovery of council costs)	Full Cost	per clean	Fee + GST	10%
Late Exit Fee (all library rooms and facilities)	Partial Cost	per half hour	50.00	10%
Cancellation Fee	Partial Cost	per cancellation	30.00	10%
Technology Program				
Technology Class - Full	Market	per session	0.00 - 200.00	10%
Technology Class - Concession	Partial Cost	per session	0.00 - 200.00	10%
Library Public Programs				
Library Public Program - Full	Market	per session	0.00 - 800.00	10%
Library Public Program - Concession	Partial Cost	per session	0.00 - 800.00	10%
Makerspace Materials	Market	per person	0.00 - 500.00	10%
Makerspace Programs				
Makerspace Public Program - Full	Market	per session	0.00 - 800.00	10%
Makerspace Public Program - Concession	Market	per session	0.00 - 800.00	10%
Custom workshop/masterclass (inc some materials)	Partial Cost	per person	0.00 - 1500.00	10%
Materials	Partial Cost	per person	0.00 - 1500.00	10%
Tutor Rate	Partial Cost	per hour	55.00 - 200.00	10%
Book Club Kit Annual Fee				
Fee	Market	annual	0.00 - 100.00	10%
<u>LIBRARY MEETING/TRAINING/IT ROOMS</u>				
Customs House Library				
<i>Available during library opening hours only</i>				
Level 2 Meeting Room				
Commercial	Market	per hour	60.00	10%
Community Groups	Partial Cost	per hour	30.00	10%
Additional Charges				
Cancellation Fee - applied if booking is cancelled within 24hours of booking	Partial Cost	per booking	30.00	10%
Training Room				
Commercial	Market	per hour	60.00	10%
Community	Partial Cost	per hour	30.00	10%

DRAFT SCHEDULE OF PROPOSED FEES & CHARGES 2019/20

Description	Pricing Code	Unit of Measure	\$ Fee	GST
LIBRARY SERVICES				
LIBRARY MEETING/TRAINING/IT ROOMS				
Green Square Library				
Tower				
Computer Lab - Commercial	Market	per hour	60.00	10%
Computer Lab - Community	Partial Cost	per hour	30.00	10%
Computer Lab - Student	Partial Cost	per hour	15.00	10%
Music Room - Commercial	Market	per hour	60.00	10%
Music Room - Community Groups	Partial Cost	per hour	30.00	10%
Music Room - Students	Partial Cost	per hour	15.00	10%
Anything Room - Commercial	Market	per hour	60.00	10%
Anything Room - Community	Partial Cost	per hour	30.00	10%
Anything Room - Student	Partial Cost	per hour	15.00	10%
Tower - Additional Charges				
Cleaning Fee - applied if additional cleaning required (recovery of council costs)	Full Cost	per clean	Fee + GST	10%
Security - quoted upon request for bookings outside library opening hours	Market	per booking	Fee + GST	10%
AV Technician - quoted upon request	Market	per booking	Fee + GST	10%
Damage to equipment/furniture (recovery of Council costs)	Full Cost	per repair	Fee + GST	10%
Cancellation Fee - applied if booking is cancelled within 24 hours of booking	Partial Cost	per booking	30.00	10%
Green Square Library				
Meeting Rooms				
<i>Available during library opening hours only</i>				
Aqua Room - Commercial	Market	per hour	45.00	10%
Aqua Room - Community Groups	Partial Cost	per hour	22.00	10%
Aqua Room - Student	Zero	per hour	0.00	10%
Yellow Room - Commercial	Market	per hour	45.00	10%
Yellow Room - Community Groups	Partial Cost	per hour	22.00	10%
Yellow Room - Students	Zero	per hour	0.00	10%
Navy Room - Commercial	Market	per hour	45.00	10%
Navy Room - Community Groups	Partial Cost	per hour	22.00	10%
Navy Room - Students	Zero	per hour	0.00	10%
Meeting Rooms - Additional Charges				
Cleaning Fee - applied if additional cleaning required (recovery of Council costs)	Full Cost	per clean	Fee + GST	10%
Darling Square Library				
Level 1				
Idea Space - Half - Commercial	Market	per hour	50.00	10%
Idea Space - Half - Community Groups	Partial Cost	per hour	25.00	10%
Idea Space - Half - Student	Partial Cost	per hour	12.00	10%
Idea Space - Full - Commercial	Market	per hour	90.00	10%
Idea Space - Full - Community Groups	Partial Cost	per hour	45.00	10%
Idea Space - Full - Student	Partial Cost	per hour	22.00	10%
Meeting Room - Commercial	Market	per hour	45.00	10%
Meeting Room - Community Groups	Partial Cost	per hour	22.00	10%
Meeting Room - Students	Zero	per hour	0.00	10%
Additional Charges - Idea Space				
Cleaning Fee - applied if additional cleaning required (recovery of Council costs)	Full Cost	per clean	Fee + GST	10%
AV Technician - quoted upon request	Market	per booking	Fee + GST	10%
Damage to equipment/furniture (recovery of Council's costs)	Full Cost	per repair	Fee + GST	10%
Cancellation Fee - applies if booking is cancelled within 24 hours of booking	Partial Cost	per booking	30.00	10%
Additional Charges - Meeting Room				
Cleaning Fee - applied if additional cleaning required (recovery of Council costs)	Full Cost	per clean	Fee + GST	10%

DRAFT SCHEDULE OF PROPOSED FEES & CHARGES 2019/20

Description	Pricing Code	Unit of Measure	\$ Fee	GST
LIBRARY SERVICES				
LIBRARY MEETING/TRAINING/IT ROOMS				
Darling Square Library				
Level 2				
<i>Available during library opening hours only</i>				
Meeting Room - Commercial	Market	per hour	45.00	10%
Meeting Room - Community	Partial Cost	per hour	22.00	10%
Meeting Room - Students	Zero	per hour	0.00	10%
Additional Charges				
Cleaning Fee - applied if additional cleaning required (recovery of Council costs)	Full Cost	per clean	Fee + GST	10%
Damage to equipment/furniture (recovery of Council's costs)	Full Cost	per repair	Fee + GST	10%
Kings Cross Library				
<i>Available during library opening hours only</i>				
Training Room				
Commercial	Market	per hour	60.00	10%
Community Groups	Partial Cost	per hour	30.00	10%
Additional Charges				
Cleaning Fee - applied if additional cleaning required (recovery of Council costs)	Full Cost	per clean	Fee + GST	10%
AV Technician - quoted upon request	Market	per booking	Fee + GST	10%
Damage to equipment/furniture (recovery of Council's costs)	Full Cost	per repair	Fee + GST	10%
Surry Hills Library				
<i>Available during library opening hours only</i>				
Training Room				
Commercial	Market	per hour	60.00	10%
Community Groups	Partial Cost	per hour	30.00	10%
Additional Charges				
Cleaning Fee - applied if additional cleaning required (recovery of Council costs)	Full Cost	per clean	Fee + GST	10%
AV Technician - quoted upon request	Market	per booking	Fee + GST	10%
Damage to equipment/furniture (recovery of Council's costs)	Full Cost	per repair	Fee + GST	10%
HISTORY PUBLICATIONS				
SALE OF PUBLICATIONS				
Titles				
"The Accidental City"	Market	each	5.00	10%
"Sydney Town Hall"	Market	each	5.00	10%
"Capitol Theatre"	Market	each	5.00	10%
"Sacked! The Sydney City Council 1853-1988"	Market	each	5.00	10%
"Pyrmont & Ultimo [2nd edition]"	Market	each	30.00	10%
"Chippendale [2nd edition]"	Market	each	30.00	10%
"Surry Hills [2nd edition]"	Market	each	30.00	10%
"Millers Point [2nd edition]"	Market	each	30.00	10%
"South Sydney Social History"	Market	each	50.00	10%
"Red Tape Gold Scissors [English 2nd edition]"	Market	each	30.00	10%
"Sydney Town Hall & Collections"	Market	each	50.00	10%
"Grandeur & Grit (Glebe History)"	Market	each	35.00	10%
"We Never Had a Hotbed of Crime" - Hardback	Market	each	10.00	10%
"We Never Had a Hotbed of Crime" - Paperback	Market	each	5.00	10%
Barani Barrabugu Booklet Bulk Request	Partial Cost	per order	Fee + GST	10%
<i>For Barani Barrabugu Booklets: Orders of up to 300 booklets are free. Orders of 300 to 999 booklets are charged at 50% of the cost of production. Orders of 1000 or more booklets are charged at 100% of the cost of production.</i>				
"Our City: 175 years in 175 objects" Exhibition Catalogue	Market	each	20.00	10%

DRAFT SCHEDULE OF PROPOSED FEES & CHARGES 2019/20

Description	Pricing Code	Unit of Measure	\$ Fee	GST
<u>CHILD CARE CENTRES / KINDERGARTENS</u>				
<u>ALEXANDRIA CHILD CARE CENTRE</u>				
Holding Deposit				
Up to two weeks of standard fees per child (excluding subsidies or discounts)	Security Deposit	on enrolment	Fee	0%
Child Care Fees				
<i>An 85% discount off the standard fee is available for eligible families</i>				
Under 3 years of age				
Standard Fee	Partial Cost	per child	108.00	0%
Over 3 years of age				
Standard Fee	Partial Cost	per child	103.00	0%
<u>REDFERN OCCASIONAL CARE CENTRE</u>				
Holding Deposit				
Up to two weeks of standard fees per child (excluding subsidies or discounts)	Security Deposit	on enrolment	Fee	0%
Standard Fee				
<i>An 85% discount off the standard fee or relief program fee is available for eligible families</i>				
Half Day	Partial Cost	per child	32.50	0%
Full Day	Partial Cost	per child	65.00	0%
Relief Program Fee for eligible families				
Half Day	Partial Cost	per child	18.00	0%
Full Day	Partial Cost	per child	36.00	0%
<u>BROUGHTON STREET KINDERGARTEN</u>				
<u>HILDA BOOLER KINDERGARTEN</u>				
<i>User pays "fee" gap between Council fees and State Government funding</i>				
Holding Deposit				
Up to two weeks of standard fees per child (excluding subsidies or discounts)	Security Deposit	on enrolment	Fee	0%
Standard Fee for 3 year olds 8.30am - 4.00pm				
Children who turn four after 31 July in that pre-school year	Partial Cost	per day	47.50	0%
Standard Fee for 4 year olds and above 8.30am - 4.00pm				
Children who turn four years of age on or before 31 July in that pre-school year	Partial Cost	per day	45.00	0%
Relief Program Equity Fee				
Reduced rate fee for children who meet the Start Strong Equity Funding Criteria	Partial Cost	per session	11.00	0%
<u>CHILD CARE MISCELLANEOUS SERVICES</u>				
Children's Activities				
Children's Activities	Full Cost	per child per hour	0.00 - 50.00	0%
<u>CHILD CARE / KINDERGARTEN LATE FEES</u>				
Late Fees				
Up to 15 minutes after the session ends or service closes	Partial Cost	per family	20.00	0%
Between 16 - 30 minutes after the service closes	Partial Cost	per family	40.00	0%
Between 31 - 45 minutes after the service closes	Partial Cost	per family	60.00	0%
Between 46 - 60 minutes after the service closes	Partial Cost	per family	80.00	0%

DRAFT SCHEDULE OF PROPOSED FEES & CHARGES 2019/20

Description	Pricing Code	Unit of Measure	\$ Fee	GST
<u>AFTER SCHOOL CARE / VACATION CARE</u>				
<u>ULTIMO CHILDREN'S PROGRAM</u>				
<u>PYRMONT CHILDREN'S PROGRAM</u>				
<u>KING GEORGE V (The Rocks) CHILDREN'S PROGRAM</u>				
Holding Deposit				
After School Care				
Permanent After School Care users				
Up to two weeks of standard fees per child (excluding subsidies or discounts)	Security Deposit	on enrolment	Fee	0%
Casual After School Care Users				
Up to two weeks of standard fees per child based on 2 days of care per week (excluding subsidies or discounts)	Security Deposit	On enrolment	Fee	0%
Vacation Care				
Up to two weeks of vacation care standard fees per child (excluding subsidies or reduced rates)	Security Deposit	on enrolment	Fee	0%
After School Care				
<i>An 85% discount off the standard fee is available for eligible families</i>				
Standard Fee	Partial Cost	per afternoon	24.00	0%
Vacation Care (cost of excursions included in fee)				
<i>An 85% discount off the standard fee is available for eligible families</i>				
Standard Fee	Partial Cost	per day	58.00	0%
<u>WOOLLOOMOOLOO CHILDREN'S PROGRAM</u>				
<u>REDFERN CHILDREN'S PROGRAM</u>				
<i>These fees only apply to families who do not meet the criteria for free access to services</i>				
Holding Deposit				
After School Care				
Permanent After School Users				
Up to two weeks of standard fees per child (excluding subsidies or discounts)	Security Deposit	on enrolment	Fee	0%
Casual After School Care Users				
Up to two weeks of standard fees per child based on 2 days of care per week (excluding subsidies or discounts)	Security Deposit	on enrolment	Fee	0%
Vacation Care				
Up to two weeks of vacation care standard fees per child (excluding subsidies or discounts)	Security Deposit	on enrolment	Fee	0%
After School Care				
<i>An 85% discount off the standard fee is available for eligible families</i>				
Standard Fee	Partial Cost	per afternoon	24.00	0%
Vacation Care (cost of excursions included in fee)				
<i>An 85% discount off the standard fee is available for eligible families</i>				
Standard Fee	Partial Cost	per day	58.00	0%
Saturday Program				
Standard Fee	Partial Cost	per day	49.00	0%
<u>AFTER SCHOOL / VACATION CARE LATE FEES</u>				
<i>Applicable to all centres except Surry Hills</i>				
Late Fees				
Up to 15 minutes after the session ends or service closes	Partial Cost	per family	20.00	0%
Between 16 - 30 minutes after the service closes	Partial Cost	per family	40.00	0%
Between 31 - 45 minutes after the service closes	Partial Cost	per family	60.00	0%
Between 46 - 60 minutes after the service closes	Partial Cost	per family	80.00	0%

DRAFT SCHEDULE OF PROPOSED FEES & CHARGES 2019/20

Description	Pricing Code	Unit of Measure	\$ Fee	GST
COMMUNITY SERVICES				
ACTIVITY / COMMUNITY CENTRE MEALS				
<i>Meal Fee waiver may be available on request (subject to conditions)</i>				
Centre Meals Fee				
Fee	Partial Cost	per meal	0.00 - 20.00	0%
MEALS ON WHEELS - Burrows Rd Distribution Centre				
<i>Meal Fee waiver may be available on request (subject to conditions)</i>				
Meals - Provided to Home & Community Care Clients (HACC Funded) OR Meals - Provided to Commonwealth Funded Aged Care Packages (No HACC Funding)				
Meal Only (Standard)	Partial Cost	Meal	6.20	0%
Meal Only (Salad)	Partial Cost	Meal	6.20	0%
Dessert (subject to conditions)	Partial Cost	Meal	1.45	0%
Soup Only (subject to conditions)	Partial Cost	Meal	1.45	0%
Bread (subject to conditions)	Partial Cost	Meal	0.00	0%
Service Provider Fee - Commonwealth funded Aged Care Packages and Non Resident Clients				
Customers not eligible for Disability or Aged Care Funding subsidy or Non Resident	Full Cost	Meal	11.95	10%
Service Provider Fee - For National Disability Insurance Scheme (NDIS) funded Packages				
Eligible NDIS Customers	Full Cost	Meal	11.95	10%
HEALTHY AGEING ACTIVITIES				
Classes				
Fee	Partial Cost	per class	0.00 - 250.00	10%
Outings/Events				
Fee	Partial Cost	per event	0.00 - 35.00	10%
Photocopies / Printing				
A4 Black & White	Market	per copy	0.20	10%
A3 Black & White	Market	per copy	0.30	10%
A4 Colour	Market	per copy	2.00	10%
A3 Colour	Market	per copy	3.00	10%
PODIATRY SERVICE				
Consultation (Residents only)				
Fee	Partial Cost	per visit	14.00	0%
COMMUNITY PROGRAMS & SERVICES				
COMMUNITY BUS SCHEME				
Category A (Subject to CEO Approval)				
<i>Partnership Programs with the City of Sydney</i>				
Half Day (up to 4 hours)	Zero	per booking	0.00	10%
Full Day (over 4 hours)	Zero	per booking	0.00	10%
Additional Overnight Charge	Zero	per night	0.00	10%
Cleaning Fee - to be charged if buses not returned clean	Partial Cost	per booking	96.00	10%
Refuelling Fee - to be charged if buses returned not refuelled	Zero	per booking	0.00	10%
Category B				
<i>Non-profit Organisations/Community Groups/Disadvantaged Schools</i>				
Full Day (over 4 hours)	Partial Cost	per booking	26.75	10%
Additional Overnight charge	Partial Cost	per night	84.00	10%
Cleaning Fee - to be charged if buses returned not cleaned	Partial Cost	per booking	96.00	10%
Refuelling fee - to be charged if buses returned not refuelled	Partial Cost	per booking	60.00	10%
Failure to notify a booking cancellation - Full Day	Partial Cost	per booking	26.75	10%
Pre-trip Inspection Fee (Hires travelling outside 100km radius of City of Sydney LGA)	Partial Cost	per booking	48.00	10%
Toll Charges (cost of tolls used throughout hire)	Full Cost	per booking	Fee + GST	10%

DRAFT SCHEDULE OF PROPOSED FEES & CHARGES 2019/20

Description	Pricing Code	Unit of Measure	\$ Fee	GST
COMMUNITY PROGRAMS & SERVICES				
COMMUNITY BUS SCHEME				
Category C				
<i>Other Grps/Non City of Sydney Organisations/Other Schools</i>				
Half day (up to 4 hours)	Partial Cost	per booking	96.00	10%
Full Day (over 4 hours)	Partial Cost	per booking	161.00	10%
Additional Overnight charge	Partial Cost	per night	84.00	10%
Cleaning Fee - to be charged if buses returned not cleaned	Partial Cost	per booking	96.00	10%
Refuelling fee - to be charged if buses returned not refuelled	Partial Cost	per booking	60.00	10%
Failure to notify a booking cancellation - Half Day	Partial Cost	per booking	96.00	10%
Failure to notify a booking cancellation - Full Day	Partial Cost	per booking	161.00	10%
Pre-trip Inspection Fee (Hires travelling outside 100km radius of City of Sydney				
LGA	Partial Cost	per booking	48.00	10%
Toll Charges (cost of tolls used throughout hire)	Full Cost	per booking	Fee + GST	10%
Additional Fees for Provision of Bus Drivers				
Monday - Friday 8:15 to 5pm (minimum 4 hrs)	Market	per hour	48.00	10%
Monday - Friday 5pm to midnight (minimum 4 hrs)	Market	per hour	96.00	10%
Weekend - 7am - midnight (minimum 4hrs)	Market	per hour	96.00	10%
Public Holidays	Market	per hour	142.00	10%
Fuel Usage Charge				
<i>To be approved by the Community Transport Coordinator prior to confirmation of bus booking</i>				
Fee	Partial Cost	per km	0.43	10%
Insurance Excess Fee				
<i>To recover the cost of any repairs below Council's insurance excess</i>				
Costs incurred by Council	Full Cost	per incident	Fee + GST	10%
COMMUNITY KITCHEN HIRE				
Accreditation				
Annual Fee Category B and C only (includes process fee and site induction)	Partial Cost	per annum	200.00	10%
Additional Site Inductions (Category B and C only)	Partial Cost	per induction	100.00	10%
Category A (Subject to Approval)				
<i>Partnership Programs with the City of Sydney</i>				
Half Day (up to 4 hours)	Zero	per booking	0.00	10%
Full Day (over 4 hours)	Zero	per booking	0.00	10%
Overnight Charge	Zero	per night	0.00	10%
Cleaning Fee - to be charged if kitchen space is not cleaned after use	Full Cost	per booking	as per quote	10%
Insurance fee, subject to approval (public & product insurance)	Full Cost	per booking	as per quote	10%
Category B				
<i>Non-profit Organisations/Community Groups</i>				
Half Day (up to 4 hours)	Partial Cost	per booking	41.00	10%
Full Day (over 4 hours)	Partial Cost	per booking	82.00	10%
Overnight Charge	Partial Cost	per night	30.00	10%
Cleaning Fee - to be charged if kitchen space is not cleaned after use	Full Cost	per booking	as per quote	10%
Failure to notify a booking cancellation - Half Day	Partial Cost	per booking	41.00	10%
Failure to notify a booking cancellation - Full Day	Partial Cost	per booking	82.00	10%
Insurance fee, subject to approval (public & product insurance)	Full Cost	per booking	as per quote	10%

DRAFT SCHEDULE OF PROPOSED FEES & CHARGES 2019/20

Description	Pricing Code	Unit of Measure	\$ Fee	GST
COMMUNITY PROGRAMS & SERVICES				
COMMUNITY KITCHEN HIRE				
Category C				
<i>Other Grps/Non City of Sydney Organisations</i>				
Half Day (up to 4 hours)	Partial Cost	per booking	82.00	10%
Full Day (over 4 hours)	Partial Cost	per booking	164.00	10%
Overnight Charge	Partial Cost	per night	30.00	10%
Cleaning Fee - to be charged if kitchen space is not cleaned after use	Full Cost	per booking	as per quote	10%
Failure to notify a booking cancellation - Half Day	Partial Cost	per booking	82.00	10%
Failure to notify a booking cancellation - Full Day	Partial Cost	per booking	164.00	10%
Insurance fee, subject to approval (public & product insurance)	Full Cost	per booking	as per quote	10%
Security Deposit				
Refundable Deposit (Category B and C only)	Security Deposit	per booking	300.00	0%
CITY SPACES PROGRAMS AND ACTIVITIES				
<i>Includes centre based activities, classes, events and programs</i>				
Programs and Activities				
Fee	Partial Cost	per activity	0.00 - 600.00	10%
Special Youth Events				
Activities and Excursions (recovery of Council costs up to \$100)	Partial Cost	per person	Fee + GST	10%
Equipment Hire				
Equipment Hire	Partial Cost	per item	0.00 - 60.00	10%
EVENTS				
RENTAL OF MAJOR EVENTS AND FESTIVALS OPERATIONAL ASSETS				
Rental Fees				
<i>All charges per item per week or part thereof</i>				
Production Items	Market	per item per week	0.00 - 600.00	10%
Scenic Items	Market	per item per week	0.00 - 630.00	10%
Hire of Zodiac Lanterns and Decorations	Partial Cost	per item	Fee + GST	10%
SALE OF EVENT ITEMS (INCLUDING BANNERS)				
Merchandise				
Low Value Item (Small size/high volume/standard quality)	Market	per item	0.00 - 200.00	10%
Medium Value Item (Medium size/limited volume/good quality)	Market	per item	200.00 - 800.00	10%
High Value Item (Large size/very limited volume/exceptional quality)	Market	per item	600.00 - 1000.00	10%
CHINESE NEW YEAR				
Chinese New Year Market				
Stall Hire Fees	Market	per unit	0.00 - 1375.00 3000.00 -	10%
Stall Hire Fees (Games)	Market	per unit	3300.00	10%
Chinese New Year Event				
Event Ticket Fee	Market	per person	60.00 - 70.00	10%
Dragon Boat Races				
Individual Entrance Fee	Partial Cost	per person	13.00 - 50.00	10%
Team Entrance Fee	Partial Cost	per team	400.00 - 999.00	10%
Marquee Hire Fee	Partial Cost	per unit	450.00 - 650.00	10%
Training Session Fee	Partial Cost	per session	0.00 - 250.00	10%
Insurance Fee	Partial Cost	per person	0.00 - 150.00	10%

DRAFT SCHEDULE OF PROPOSED FEES & CHARGES 2019/20

Description	Pricing Code	Unit of Measure	\$ Fee	GST
LEGAL				
DOCUMENT PREPARATION FOR COURT				
Coloured Photocopies (A4)				
Fee	Partial Cost	per copy	4.00	0%
Document/File Preparation for Court				
<i>Recovery of actual Bureau Charge</i>				
Bulk Copying of files	Full Cost	per subpoena	Fee	0%
Courier Fees	Full Cost	per subpoena	Fee + GST	10%
Scanning & Saving Documents to CD or USB				
Fee	Partial Cost	per CD/USB	10.00	0%
DOCUMENT PREPARATION (LEGAL)				
Document				
Positive Covenant or Restriction on the use of land	Full Cost	per document	500.00	10%
Simple deed	Full Cost	per document	1500.00	10%
Simple or Standard Planning Agreement	Full Cost	per document	5000.00	10%
Complex or Non-Standard Planning Agreement	Full Cost	per document	10000.00	10%
INFORMATION MANAGEMENT				
CITY RECORDS - FORMAL GIPAA APPLICATIONS				
Formal Access Application (Not Personal Information of Applicant)				
Application Fee	Legislative	per request	30.00	0%
Processing Charge	Legislative	per hour	30.00	0%
Formal Access Application (Personal Information of Applicant)				
Application Fee	Legislative	per request	30.00	0%
First 20 hours	Legislative	per request	0.00	0%
Processing Charge after the first 20 hrs	Legislative	per hour	30.00	0%
Internal Review				
Application Fee	Legislative	per request	40.00	0%
Discounts on Applications				
An applicant is entitled to 50% reduction of Processing Charge if Council is satisfied that the applicant is suffering financial hardship and/or there is a special benefit to the public generally				
	Legislative	per request	Fee	0%
CITY RECORDS - INFORMAL GIPAA REQUESTS				
Copies of Documents				
<i>Where document is to be the basis of a commercial product, associated fees are subject to negotiation and approval of Director.</i>				
Digitisation (other than of files) - at cost to council	Full Cost	per request	Fee	0%
Digitisation of files (per folder)	Partial Cost	per file	25.00	0%
Copies of Photographs				
Digitisation of photograph	Full Cost	per image	20.00	0%
Licence Fee/Permission to use Copies of Archival Material				
<i>eg: as illustrations, for display</i>				
Commercial purpose	Market	per use	100.00	0%
Non-Commercial purpose	Zero	per use	0.00	0%
Student use	Zero	per use	0.00	0%
SUBPOENA PROCESSING				
<i>Also see fees under LEGAL - Document Preparation for Court</i>				
Conduct Money				
Conduct Money	Full Cost	per application	30.00	0%

DRAFT SCHEDULE OF PROPOSED FEES & CHARGES 2019/20

Description	Pricing Code	Unit of Measure	\$ Fee	GST
<u>FINANCE</u>				
<u>RATES & VALUATION CERTIFICATES</u>				
Section 603 Certificates - Local Government Act 1993				
Normal Fee (by Ministerial Decree)	Legislative	per certificate	85.00	0%
Transfer Notice Register				
Inspection only	Zero	per inspection	0.00	0%
Printout - A4	Market	per page	2.00	0%
Information from Valuation Records				
Inspection only	Zero	per inspection	0.00	0%
Printout - A4	Market	per page	2.00	0%
Interest on Overdue Rates				
Fee	Legislative	per assessment	7.50	0%
<u>SECURITIES</u>				
Fee for Refundable Security Deposits & S7.11 Contributions				
Base Management Fee - BDD pre-2004 where applicable	Partial Cost	Deposit Amt	2.20	10%
<u>FINANCE CHARGES</u>				
Enquiry Fees				
Cheques Special Clearance	Partial Cost	per cheque	40.00	10%
Investigation Fee	Partial Cost	per item	35.00	10%
Dishonoured Fee				
Cheques, Electronic Transactions, Australia Post, etc	Partial Cost	per item	35.00	10%
Rates Refunds				
Rates Refund Fee	Partial Cost	per assessment	50.00	10%
Presentation Charges				
Presentations by City staff	Partial Cost	per event	0.00 - 2500.00	10%
Presentations/Technical Advice to visiting organisations	Partial Cost	per day per event	0.00 - 2500.00	10%
<u>INTEREST ON OVERDUE DEBTS</u>				
Based on Statutory Rates figure				
Fee	Partial Cost	per debt	7.50	0%

DRAFT SCHEDULE OF PROPOSED FEES & CHARGES 2019/20

Description	Pricing Code	Unit of Measure	\$ Fee	GST
<u>SUSTAINABILITY</u>				
<u>BUILDING UPGRADE FINANCE</u>				
<i>Previously EUA</i>				
Administration Fee				
Loan Term - 1 Year or part thereof	Partial Cost	per agreement	3910.00	10%
Loan Term - 2 Years or part thereof	Partial Cost	per agreement	4410.00	10%
Loan Term - 3 Years or part thereof	Partial Cost	per agreement	4900.00	10%
Loan Term - 4 Years or part thereof	Partial Cost	per agreement	5430.00	10%
Loan Term - 5 Years or part thereof	Partial Cost	per agreement	5940.00	10%
Loan Term - 6 Years or part thereof	Partial Cost	per agreement	6440.00	10%
Loan Term - 7 Years or part thereof	Partial Cost	per agreement	6950.00	10%
Loan Term - 8 Years or part thereof	Partial Cost	per agreement	7445.00	10%
Loan Term - 9 Years or part thereof	Partial Cost	per agreement	7960.00	10%
Loan Term - 10 Years or part thereof	Partial Cost	per agreement	8460.00	10%
Loan Term - 11 Years or part thereof	Partial Cost	per agreement	8970.00	10%
Loan Term - 12 Years or part thereof	Partial Cost	per agreement	9475.00	10%
Loan Term - 13 Years or part thereof	Partial Cost	per agreement	9975.00	10%
Loan Term - 14 Years or part thereof	Partial Cost	per agreement	10475.00	10%
Loan Term - 15 Years or part thereof	Partial Cost	per agreement	10985.00	10%
Other Charges				
Late Payment Fee	Full Cost	per occasion	\$64.00 + court fees	10%
Amendment Fee	Partial Cost	per amendment	360.00	10%
<u>GREEN VILLAGES</u>				
Green Villages Workshops				
<i>In the event of the City of Sydney organising a Green Villages workshop for an organisation, the direct costs associated with this workshop may be charged to the organisation.</i>				
Residents	Market	per registrant	0.00 - 60.00	10%
Non Residents	Market	per registrant	0.00 - 60.00	10%
Organisations	Partial Cost	by negotiation	Fee + GST	10%

Appendix 1 - Venue Management

City of Sydney
Town Hall House
456 Kent Street
Sydney NSW
2000

2019-2020 Fees and Charges - Sydney Town Hall, Barnet Long Room
(Customs House), Stapleton Hall (Paddington Town Hall)



Contents

Introduction	3
Overview	3
Venue Hire Rates.....	5
Sydney Town Hall	7
Centennial Hall & Vestibule	7
Lower Town Hall (Peace Hall)	7
Ancillary Venues.....	8
Barnet Long Room (Customs House)	9
Paddington Town Hall	10
Stapleton Hall	10
Catering Commission	10
Equipment, Personnel, and other additional charges (All venues).....	11
Audio Equipment	11
Rigging Equipment	16
Staging Equipment & Services	16
Personnel	17
Miscellaneous.....	19
Surcharges / Bonds / Commissions Payable	20
Public Liability Insurance	20

Introduction

The City of Sydney offers a number of landmark venues for hire, for corporate functions, wedding receptions, exhibitions, film shoots and other events.

These landmark venues are:

- Sydney Town Hall
 - Centennial Hall
 - Peace Hall
 - ancillary venues
- Customs House
 - Barnet Long Room
- Paddington Town Hall
 - Stapleton Hall

These venues are managed on a commercial basis by the City's Venue Management business unit.

This document outlines the fees & charges for these landmark venues.

Overview

The fees and charges for these landmark venues are categorised as follows:

- Venue Hire,
- Technical Services,
- Personnel, and
- Miscellaneous.

Venue Hire fees are the fees applicable for hiring the venue for a period of time. These fees are calculated on an hourly rate, subject to a minimum number of hours per event type.

Technical Services charges are charges for the hiring of audio and visual equipment. They are most commonly on a per item per day basis. However, Venue Management does offer a number of packages tailored to different types of events.

Personnel charges are charges for technical and event support staffing, to facilitate an event.

Miscellaneous charges relate to ancillary services which may be required to facilitate an event, including building management, sub-hiring, communications technology, and waste removal.

Please note the following in relation to pricing:

- Pricing in this document is valid from 1 July 2019 until 30 June 2020.
- All prices quoted include GST, unless stated otherwise.
- The basis of pricing is market rates, unless stated otherwise.

Hirer Categories

The City recognises two customer/hirer categories in relation to the hire of landmark venues, as follows:

Category 1 – For Profit Organisation / Individual

- Any organisation (including Federal / State Governments) that operate their business with the purpose of generating revenue, and whose event may or may not contribute to that goal of revenue generation
- A group or individual who, although their event has no revenue generation purpose, is holding a private activity (e.g.: wedding, reception, dinner, meeting, cocktail party, etc.).

Category 2 - Not-For-Profit Organisation

- Any organisation that does not operate in order to derive any profit, personal gain or benefits from its operation and whose purpose is to benefit the community through its activities.
- This includes charities and community organisations, both of which may aim to raise funds of which are spent on benefitting the wider community.
- To be considered as a Category 2 customer/hirer, the organisation must provide the City with a copy of their Letter of Incorporation or evidence of not-for-profit status.

Venue Hire Rates

The Venue Management unit will negotiate a venue hire rate for landmark venues with customers, based on the nature and the requirements of the booking.

The factors which may be taken into account by Venue Management, when negotiating a venue hire rate are outlined below.

Subsidised Rates

- Subsidised rates (for venue hire only) may be available to registered not-for-profit and charitable organisations, and to public schools based in the local government area.
- Eligible customers may receive a discount of up to 40% on venue hire charges
- Subsidised rates are not applicable to other fees and charges related to the booking (such as equipment hire, personnel and miscellaneous charges).
- To be eligible for subsidised rates, the hirer must be a registered not-for-profit organisation at the time of signing their event contract. Subsidised rates will not be backdated or applied retrospectively.
- Subsidised rates may be offered in conjunction with other promotions or seasonal pricing. This will be at the discretion of the City and subject to relevant terms and conditions.

Seasonal Pricing

- Seasonal pricing / rate adjustments may apply.
- Where seasonal rates are applied, the base rate advertised below may increase or decrease accordingly.
- Seasonal rates may be applied to all or part of the booking period, or to individual days, at the discretion of the City.

Bundled / All-Inclusive / Package Rates

- The City may, where appropriate, negotiate a bundled / all-inclusive / package rate, which incorporates charges for a number of different services and fees.
- This rate may be charged on a per person or per hour basis, or as a lump sum amount, or another applicable basis.
- This rate may include charges for third party suppliers required to facilitate the event and may include commissions or mark-ups, as appropriate.

Multiple day events

- The rate for multiple day events (of any type, excluding exhibitions) of 3 or more days are subject to negotiation.
- Standard rates, including a total minimum venue hire charge, apply to exhibitions with a duration of 14 days or less.
- Fees and charges for exhibitions with a duration of 15 days or more are subject to negotiation.

Promotions

- The City may, from time to time as appropriate, implement and run promotional activities.
- These promotional activities may include, but not be limited to, offering booking incentives, discounts, and value-add incentives.
- Where the City determines to implement and run such promotional activities, the rate will be determined by the City as it sees fit, and in line with market conditions.

Sydney Town Hall

Centennial Hall & Vestibule

	Total minimum hours per day	Total minimum venue hire charge	Hourly rate ¹
		\$	\$
Banquet / Cocktail / Wedding	17	13,600	1,175
Theatre / Exhibition / Plenary	15	17,625	1,175
Theatre (1/2 day until 14:00)	8	13,480	1,685
School Speech Day	5	11,750	2,350
Elections	12	28,200	2,350
Load-In / Load-Out Full Day	12	14,100	1,175

¹ Hourly rate is the rate charged per hour, over and above the total minimum venue hire charge
These venues are not hired on an individual hourly rate, so the hourly rate only applies where the duration of the booking exceeds the minimum hours per day.

Lower Town Hall (Peace Hall)

	Total minimum hours per day	Total minimum venue hire charge	Hourly rate ¹
		\$	\$
Full Day / Evening	8	5,200	650
Exhibition ² (1-2 days)	10	6,500	650
Exhibition (3-14 days)	10	5,150	515
Exhibition (15 days +)		Upon Application	
Elections ³	12	13,200	1,100
Load-In / Load-Out Full Day	10	4,100	410

¹ Hourly rate is the rate charged per hour, over and above the total minimum venue hire charge
These venues are not hired on an individual hourly rate, so the hourly rate only applies where the duration of the booking exceeds the minimum hours per day.

² One combined entrance / exit only.

³ Separate entrance & exit.

Ancillary Venues

	Total minimum hours per day	Total minimum venue hire charge	Hourly rate ¹
		\$	\$
Lower Town Hall Foyer	4	620	155
Marconi Room (composite)	4	1,000	250
Marconi Room A	4	600	150
Marconi Room B	4	600	150
Marconi Terrace	4	2,000	500
Southern Function Room	4	600	150
Treasury Room	4	600	150
Vault	4	600	150
Vestibule ²	5	4,100	820
VIP Boardroom	4	400	100

¹ Hourly rate is the rate charged per hour, over and above the total minimum venue hire charge
These venues are not hired on an individual hourly rate, so the hourly rate only applies where the duration of the booking exceeds the minimum hours per day.

² Hiring of the Vestibule is at the discretion of the City, and does not include access to Centennial Hall.

Barnet Long Room (Customs House)

Inclusive of the Barnet Long Room, Pre-function rooms, Balcony and Boardroom.

	Total minimum hours per day	Total minimum venue hire charge	Hourly rate ¹
		\$	\$
Banquet / Cocktail	5	2,100	420
Theatre / Plenary Half-day	5	2,250	450
Theatre / Plenary Full-day	8	3,360	420
Exhibition	10	3,500	350
Load-In / Load-Out Full day	5	2,000	400

¹ Hourly rate is the rate charged per hour, over and above the total minimum venue hire charge
These venues are not hired on an individual hourly rate, so the hourly rate only applies where the duration of the booking exceeds the minimum hours per day. .

Paddington Town Hall

Inclusive of the Bar, Pre-function area and Oxford Street balcony.

Stapleton Hall

	Total minimum hours per day	Total minimum venue hire charge	Hourly rate ¹
		\$	\$
Half-Day (until 2:00 pm)	5	2,000	400
Full day / Evening ²	12	3,300	275
Load in/Load out full day	10	2,750	275
Post Event Load Out ³	4	1,100	275

¹ Hourly rate is the rate charged per hour, over and above the total minimum venue hire charge
These venues are not hired on an individual hourly rate, so the hourly rate only applies where the duration of the booking exceeds the minimum hours per day.

² All events at Paddington Town Hall must be concluded by midnight.

³ Post-Event Load-Out is the rate charged the day after the event and is subject to-availability.

Catering Commission

The Catering Commission is the fee paid for the use of the commercial kitchen or bar at Paddington Town Hall.

The fee is applicable per event, or event day where the event runs over multiple days.

Number of Guests	Kitchen Commission	Bar Commission
	\$	\$
Less than 100 guests	1,000	500
100 - 149 guests	1,200	650
150 - 199 guests	1,400	800
200 - 249 guests	1,600	950
250 - 300 guests	1,800	1,100
300 - 349 guests	2,000	1,250
350 - 399 guests	2,200	1,400
More than 400 guests	2,500	1,500

Equipment, Personnel, and other additional charges (All venues)

Audio Equipment

All charges are per item (each), unless stated otherwise.

Prices are for equipment hire only. Personnel charges are additional, unless noted.

All equipment and packages offered are subject to availability.

Charges for multiple day or season equipment rental periods greater than 3 days will be by quotation.

	Unit of Measure	Rate (\$)
Audio Recording – Archival	Per Day	165
Audio Recording – Multitrack	Per Day	Upon Quotation
Central Line Array Removal & Reinstate (incl. labour)	Per Booking	1,750
CDJ2000 DJ deck + mixer	Per Day	350
Marconi & Southern Function Room Audio System	Per Day	400
Marconi Terrace Audio System - BGM	Per Day	525
Microphone - Cabled	Per Day	15
Media Splitter	Per Day	125
Mixing Console - Portable	Per Day	150
Mixing Console – Pro 1 Monitor Console	Per Day	225
Mixing Console – Pro X Monitor Console	Per Day	600
Portable PA 2 Speaker Package	Per Day	425
Portable PA 4 Speaker Package	Per Day	550
Portable PA 6 Speaker Package	Per Day	675
Portable PA 8 Speaker Package	Per Day	700
Portable PA - Ti10 Line Array	Per Day	850
Speaker	Per Day	100
Wireless Comms – Belt pack	Per Day	110
Wireless – Hand-held Radio Microphone	Per Day	160
Wireless – Headset or Lapel Radio Microphone	Per Day	185
Wireless – In Ear Monitor	Per Day	160
Vestibule Audio System	Per Day	400
Externally Sourced Audio Equipment / Services	Per Booking	Cost + 20% Service Fee

Lighting Equipment

All charges are per item (each), unless stated otherwise.

Prices are for equipment hire only. Personnel charges are additional, unless noted.

All equipment and packages offered are subject to availability.

Charges for multiple day or season equipment rental periods greater than 3 days will be by quotation.

	Unit of Measure	Rate (\$)
Lighting Package – Gala Dinner (Base)	Per Day	2,800
Lighting Package – Gala Dinner (Enhanced)	Per Day	3,800
Lighting Package – Concert (Base)	Per Day	2,800
Lighting Package – Concert (Enhanced)	Per Day	3,800
Lighting Package – Comprehensive	Per Day	4,500
Lighting Package – Floor Package Moving Head Wash	Per Day	450
Lighting Package – Floor Package Moving Head Spot	Per Day	550
Lighting Package – Centennial Hall Under Galleries	Per Day	800
Lighting Package – Vestibule	Per Day	750
Lighting Package – LTH Additional Lighting	Per Day	1,400
Lighting Package – LTH Stage Wash	Per Day	290
Lighting Package – Exterior Façade Lighting	Per Booking	1,600
Lighting Package – Marconi Terrace Decorative Lighting	Per Day	1,250
Light – LED Par	Per Day	30
Light – Battery LED (6 Pack)	Per Day	160
Light – Martin Mac Aura	Per Day	80
Light – Moving Head Profile / Wash	Per Day	170
Light – Conventional	Per Day	15
Light – Follow spot	Per Day	190
Hazer – JEM 365	Per Day	240
Low Fog – Look Solutions HP	Per Day	550
Mirror Ball	Per Day	170
Lighting Desk – Portable	Per Day	100
3 Phase Distribution Board	Per Day	75
Power Lock – 25m 200A Cable	Per Day	150
Power Lock – 200A Distro	Per Day	300
Full Return & Focus Lighting Rig (incl. labour)	Per Day	1,750
Externally Sourced Lighting Equipment / Services	Per Booking	Cost + 20% Service Fee

Vision Equipment

All charges are per item (each), unless stated otherwise.

Prices are for equipment hire only. Personnel charges are additional, unless noted.

All equipment and packages offered are subject to availability.

Charges for multiple day or season equipment rental periods greater than 3 days will be by quotation.

	Unit of Measure	Rate (\$)
Laptop / Computer	Per Day	125
Camera – PTZ	Per Day	150
Broadcast Camera – body only	Per Day	250
Broadcast Camera Lens	Per Day	350
Vision Switcher – ATEM (1 & 2)	Per Day	450
Vision Switcher – Barco S3	Per Day	750
Vision Switcher – ATEM TV Studio	Per Day	150
Vision Recorder (media not included)	Per Day	100
Vision Recorder Media – 1TB portable hard drive	Each	150
Vision Recorder Media – 1TB SSD	Each	475
Vision Scaler / Converter	Per Day	100
Wireless Presenter	Per Day	75
Chairman's Timer	Per Day	125
Monitor – Portable Digital Signage on stand (LED Display 65")	Per Day	150
Monitor – Portable Digital Signage on stand (LED Display 75")	Per Day	180
Monitor – Foldback / Comfort	Per Day	125
Monitor – Preview	Per Day	75
Pipe & Drape – Base Plate & Push up Pole	Per Day	25
Pipe & Drape – Cross Bar	Per Day	10
Pipe & Drape – Drape	Per Day	40
Pipe & Drape – Operator Surround	Per Day	100
Drape – Black Wool 6w x 4.5mh	Per Day	50

Dry Hire of Items

Dry Hire of items refers to the provision of equipment only for an Event, which is operated by a third Party as opposed to City personnel.

Items are available from Sydney Town Hall inventory only and can only be utilised within any venues located in Sydney Town Hall.

	Unit of Measure	Rate (\$)
Projector – 10K	Per Day	750
Projector – 20K	Per Day	1,250
Projector Lens	Per Day	375
Projection Screen 16' x 9'	Per Day	225
Projection Screen 16' x 9'	Per Day	250
Projection Screen 20' x 11'	Per Day	300
Projection Screen 24' x 11'	Per Day	350
Projection Screen 30' x 10'	Per Day	375

Audio & Vision Packages

All charges are per day, unless stated otherwise.

Packages available at Ancillary Venues are point to point video only.

Show Day Rates include set-up and pack-down, unless stated otherwise.

Set-Up / Rehearsal Day rates exclude personnel, unless stated otherwise.

Charges for multiple day or season equipment rental periods greater than 3 days will be by quotation.

Package	Show Day Rate (\$)	Set-Up / Rehearsal Rate (\$)
Ancillary Venues – Portable Projector & Screen	1,350	425
Ancillary Venues – Portable Projector, Screen & PA	1,750	625
Marconi & Southern Function Room AV systems ¹	800	500
Marconi & Southern Function Room Live Video Stream of Centennial Hall	250	N/A
Lower Town Hall – Dual Screen AV Package ²	6,350	3,175
Centennial Hall – Single Screen 16' x 9' & Projector ³	3,800	1,900
Centennial Hall – Single Screen 20' x 11' & Projector ³	5,100	2,550
Centennial Hall – Single Screen 24' x 13.5' & Projector ³	5,750	2,550
Centennial Hall – Dual Screens 16' x 9' & Projectors ³	6,100	3,050
Centennial Hall – Single Screen 20' x 11' & Projector ³	7,500	3,750
Centennial Hall – Single Screen 30' x 10' & 20K Projector ³	7,500	3,750
Sydney Town Hall – Archival Video Package	1,700	N/A
Sydney Town Hall – PTZ Camera Package	500	N/A
Sydney Town Hall – Basic Streaming Package	Upon Quotation	
Sydney Town Hall – IMAG	Upon Quotation	
Additional Vision Equipment ⁴	Upon Quotation	
Externally Sourced Vision Equipment / Services	Cost + 20% Service Fee	

¹ Excludes labour.

² Applicable to a 4 hour Event and includes 8 hours labour, set-up / pack-down.

³ Applicable to a 4 hour Event and includes 4 hours labour, set-up / pack-down.

⁴ Rate charge will be calculated either per day or per event, depending on equipment required.

Rigging Equipment

All charges are per item (each), unless stated otherwise.

Prices are for equipment hire only. Personnel charges are additional, unless noted.

All equipment and packages offered are subject to availability.

Charges for multiple day or season equipment rental periods greater than 3 days will be by quotation.

	Unit of Measure	Rate (\$)
ASM OTTO 1T Chain Motor	Per Day	175
Truss Section	Per Day	30
Externally Sourced Rigging Equipment / Services	Per Booking	Cost + 20% Service Fee

Staging Equipment & Services

All charges are per item, unless stated otherwise.

Prices are for Equipment Hire and personnel charges, unless noted.

All equipment and packages offered are subject to availability.

	Unit of Measure	Rate (\$)
Carpet Runner Centennial Hall – Front Steps to Eastern Corridor	Per Booking	450
Carpet Runner Centennial Hall – Centre Aisle	Per Booking	350
Centennial Hall Clerestory Window Black Out	Per Booking	7,250
Centennial Hall Centre Stage Access Installation/Removal	Per Booking	300
Centennial Hall Stage Extension Installation/Removal	Per Booking	490
Camera Risers – 2.4m x 1.2m @ 600/800mm	Each Per Booking	75
Eastern gallery additional operations platform Installation / Removal	Per Booking	1,250
Flip Chart including pads and pens	Each	25
Piano – Fazioli Moving & Tuning ¹	Per Booking	990
Piano – Kawai GX6 Moving & Tuning ¹	Per Booking	770

¹ Available at Sydney Town Hall only.

Personnel

Personnel rates are applicable to all venues and external locations under the management of the Venue Management business unit.

A minimum 4 hour call applies to all personnel charges.

All rates are per person per hour.

Operational Staff

		Unit of Measure	Rate (\$)
Cleaner		Per Person / Hour	70
Loading Dock Attendant		Per Person / Hour	75
Operations Staff	(Monday – Saturday)	Per Person / Hour	60
Operations Staff	(Sunday & Public Holidays)	Per Person / Hour	75

Front of House Staff

		Unit of Measure	Rate (\$)
Cloakroom Attendant	(Monday – Saturday)	Per Person / Hour	60
Cloakroom Attendant	(Sunday & Public Holidays)	Per Person / Hour	88
Stage Door Attendant	(6:00am – 6:00pm)	Per Person / Hour	70
Stage Door Attendant	(6:00pm – 6:00am, next day)	Per Person / Hour	82
Usher	(Monday – Saturday)	Per Person / Hour	50
Usher	(Sunday & Public Holidays)	Per Person / Hour	78

Security Staff

		Unit of Measure	Rate (\$)
Security Guard / RSA Marshall	(Monday – Friday)	Per Person / Hour	75
Security Guard / RSA Marshall	(Saturday)	Per Person / Hour	82
Security Guard / RSA Marshall	(Sunday)	Per Person / Hour	95
Security Guard / RSA Marshall	(Public Holidays)	Per Person / Hour	110
Site Supervisor	(Public Holidays)	Per Person / Hour	100

Technical Staff

	Unit of Measure	Rate (\$)
Operators / Systems / Show Crew	Per Person / Hour	92
Production Manager / Technical Director	Per Person / Hour	125
Camera Operator	Per Person / Hour	120
Setup Crew only	Per Person / Hour	82
Follow-spot Operator	Per Person / Hour	80

Miscellaneous

Event Facilitation

	Unit of Measure	Rate (\$)
Sydney Town Hall Fire Isolation <i>Minimum isolation time 4 hours (including 1 hour for haze to clear)</i>	Per Hour	200
Paddington Town Hall Fire Isolation <i>Minimum isolation time 4 hours (including 1 hour for haze to clear)</i>	Per Hour	80
Loading Dock Traffic Management Fee (Sydney Town Hall only)	Per occasion	1,050

Additional Technology

	Unit of Measure	Rate (\$)
Phone Lines (plus call costs)	Each Per Day	105
Internet Connection – Barnet Long Room only	Each Per Day	100

Waste

	Unit of Measure	Rate (\$)
Refuse Collection Fee - at cost to Council	On Quotation	Cost to Council
Waste Removal <i>Clothing sales and Bulk rubbish</i>	Each per occasion	450

Other

	Unit of Measure	Rate (\$)
Goods & Services booked on behalf of hirer (sub hire services)		Cost to Council + 20%
Filming & Photography <i>Locations within venues where standard venue hire fees are not applicable</i>	Per location 4 hour call	550
Contract revision fee	Each	150
Heritage Tape Roll	Each	35

Surcharges / Bonds / Commissions Payable

	Unit of Measure	Rate (\$)
Venue hire security bond	Per Booking	2,500
Kitchen security bond – Sydney Town Hall (catering stand asides only)	Per Booking	2,500
Catering Commission payable – Sydney Town Hall (catering stand asides only).		
Applied to the total catering costs (Food, beverage, personnel & equipment) charged to the client, both in real costs + value in kind/sponsorship.	Per booking	20% of total catering expenses
Kitchen security bond – Paddington Town Hall	Per Booking	2,500

Public Liability Insurance

All parties hiring City facilities are required to provide proof of \$10 million Public Liability Insurance before a venue booking can be confirmed

Individuals and small community groups unable to provide insurance cover may apply to be covered under the City's Community Engagement Liability Policy, at the following rates.

	Unit of Measure	Rate (\$)
Level 1 – Venue booking fees less than \$400, excluding GST	Per Booking	30
Level 2 – Venue booking fees between \$400 and \$1,600, excluding GST	Per Booking	110
Level 3 – Venue booking fees more than \$1,600, excluding GST	Per Booking	225

Appendix 2 - Civic Spaces, Parks and Sporting Fields

2019-2020 Fees & Charges - Listing of Civic Spaces, Parks and Sporting Fields



Name	Address	Suburb
<u>Civic Spaces</u>		
Jubilee Fountain Plaza	Glebe Point Road, corner of Parramatta Road	Camperdown
Chard Stairs Streetscape	Forbes Street, between St Peters Lane and William Street	Darlinghurst
International Square	William Street / Kings Cross Tunnel	Darlinghurst
Oxford Square	Oxford Square, Burton Street and Riley Street	Darlinghurst
Taylor Square	corner of Oxford Street and Bourke Street	Darlinghurst
Wilson Street Open Space	between Ivy Street and Ivy Lane	Darlington
Erskineville Square	outside 130 Erskineville Road, corner of Charles Street	Erskineville
Dixon Streetscape 1	Dixon Street, between Little Hay Street and Goulburn Street	Haymarket
Dixon Streetscape 2	Dixon Street, between Little Hay Street and Goulburn Street	Haymarket
Railway Square	1 Eddy Avenue, east of intersection between Pitt Street, George Street, Quay Street and Lee Street	Haymarket
Agar Steps	5010 Kent Street, to Observatory Hill	Millers Point
Georgina Street Civic Space	at Soudan Lane, Georgina Street at Fitzroy Lane	Newtown
Josephson Street Streetscape	corner of Flinders Street	Paddington
Llankelly Place Civic Space	Llankelly Place, between Darlinghurst Road and Springfield Mall	Potts Point
Orwell Street Civic Space	17A Orwell Street	Potts Point
Springfield Gardens	Springfield Avenue	Potts Point
Miller Street Civic Space	Miller Street Plaza, 55A Miller Street	Pymont
Pymont Street Civic Space	corner of Pymont Bridge Road	Pymont
Scott Street Plaza	52A Harris Street	Pymont
Ward Avenue Civic Space	corner of Ward Avenue and Roslyn Street	Rushcutters Bay
High Holborn Street Streetscape	corner of Cleveland Street	Surry Hills
Cathedral Square	College Street	Sydney
Chifley Square	Hunter Street, between Elizabeth Street and Phillip Street	Sydney
Customs House Square	31A Alfred Street, between Young Street and Loftus Street	Sydney
Gateway Building Reserve	Alfred Street, between Loftus Street and Pitt Street	Sydney
Herald Square	Alfred Street, between Pitt Street and George Street	Sydney
Regimental Square	Wynyard Street, corner of George Street	Sydney
Richard Johnson Square	Bligh Street, corner of Hunter Street	Sydney
Scout Place	Alfred Street, between Phillip Street and Young Street	Sydney
Sydney Square	George Street, adjacent to Sydney Town Hall	Sydney
Sydney Place Civic Space	between Dowling Street and McElhone Street	Woolloomooloo
<u>Iconic Parks</u>		
Sydney Park	Sydney Park Road	Alexandria
Bicentennial Park No. 2	Federal Road	Annandale
Federal Park No. 1	363 Nelson Street	Annandale
Federal Park No. 2	363 Nelson Street	Annandale
Victoria Park	1001 City Road	Camperdown
Arthur McElhone Reserve	1A Billyard Avenue	Elizabeth Bay
Harold Park	91A Ross Street	Forest Lodge
Bicentennial Park No. 1	Federal Road	Glebe
Dr H J Foley Rest Park	140 Glebe Point Road, corner of Bridge Road	Glebe
Jubilee Park	2 Federal Road	Glebe
Wentworth Park	9 Wentworth Park Road	Glebe
Belmore Park	Belmore Park (west of Railway), 191 Hay Street	Haymarket
Observatory Hill Park	1001 Upper Fort Street	Millers Point
Pirrama Park	20-24 Pirrama Road	Pymont
Redfern Park	51 Redfern Street	Redfern
Rushcutters Bay Park	6 Waratah Street	Rushcutters Bay
Prince Alfred Park	1003 Chalmers Street	Surry Hills
Hyde Park North	110 Elizabeth Street	Sydney
Hyde Park South	120 Elizabeth Street	Sydney
Macquarie Place Park	36 Bridge Street	Sydney
Wynyard Park	1001 York Street	Sydney
Cook & Phillip Park	1B Cathedral Street	Woolloomooloo

Name	Address	Suburb
<u>Neighbourhood Parks</u>		
Alexandria Park	10 Buckland Street	Alexandria
Perry Park	1B Maddox Street, corner of Bourke Road	Alexandria
Beaconsfield Park	54 Queen Street	Beaconsfield
Chippendale Green	48 O'Connor Street	Chippendale
Peace Park	70-80 Myrtle Street, between Pine Street and Buckland Street	Chippendale
Green Park	301 Victoria Street, corner of Burton Street and Darlinghurst Road	Darlinghurst
Charles Kernan Reserve	296-304 Abercrombie Street	Darlington
Beare Park	13 Esplanade Road	Elizabeth Bay
Fitzroy Gardens	64-68 Macleay Street	Elizabeth Bay
Harry Noble Reserve	1A Elliott Avenue, corner of Swanson Street	Erskineville
Orphan School Creek Playground	22 Wood Street	Forest Lodge
Blackwattle Bay Park	55 Leichhardt Street	Glebe
Glebe Foreshore Walk East	between Cook Street and Ferry Road	Glebe
Glebe Foreshore Walk Stage 5	off Bridge Road	Glebe
Glebe Foreshore Walk West	8A Mary Street, between Glebe Point Road and Leichhardt Street	Glebe
Pope Paul VI Reserve	505A Glebe Point Road, corner of Federal Road	Glebe
Hollis Park	168-184 Wilson Street	Newtown
Embarkation Park	82 Cowper Wharf Road, entrance to park off Victoria Street	Potts Point
Giba Park	2A Point Street	Pymont
James Watkinson Reserve	1A Mill Street	Pymont
Kimberley Grove Reserve	81 Dalmeny Avenue, corner of Kimberley Grove	Rosebery
Turruwul Park	115 Rothschild Avenue	Rosebery
Eddie Ward Park	45 Marlborough Street, corner of Devonshire Street	Surry Hills
Harmony Park	147 Goulburn Street, corner of Brisbane Street	Surry Hills
Shannon Reserve	450 Crown Street	Surry Hills
Lang Park	1 Lang Street, corner of York Street	Sydney
Crown Park	22A Crystal Street	Waterloo
Crystal Park	7A Crystal Street	Waterloo
The Rope Walk No. 1	10 Archibald Avenue	Waterloo
Waterloo Park	1B Elizabeth Street	Waterloo
Waterloo Park / Mount Carmel	2B Elizabeth Street	Waterloo
Wulaba Park	30 Amelia Street	Waterloo
Joynton Park	21 Gadigal Avenue	Zetland
Mary O'Brien Reserve	13A Joynton Avenue	Zetland
Matron Ruby Grant Park	3 Joynton Avenue	Zetland
Nuffield Park	3 Hutchinson Walk	Zetland
Tote Park	7 Grandstand Parade	Zetland
<u>Level A Sporting Fields</u>		
Alan Davidson Oval	Sydney Park Road	Alexandria
Erskineville Oval	corner of Mitchell Road and Copeland Street	Erskineville
Jubilee Oval	entrance at Victoria Road	Glebe
Redfern Oval	51 Redfern Street	Redfern
Reg Bartley Oval	6 Waratah Street	Rushcutters Bay

Name	Address	Suburb
<u>Level B Sporting Fields</u>		
Alexandria Park Oval	10 Buckland Street	Alexandria
Perry Park Sport Field	1B Maddox Street	Alexandria
Federal Park Sport Field	363 Nelson Street	Annandale
Wentworth Park Field No. 1	9 Wentworth Park Road	Glebe
Wentworth Park Field No. 2	9 Wentworth Park Road	Glebe
Wentworth Park Field No. 3	9 Wentworth Park Road	Glebe
Wentworth Park Field No. 4	9 Wentworth Park Road	Glebe
Turruwul Park Sportsfield	115 Rothschild Avenue	Rosebery
Waterloo Oval Sportsfield	1B Elizabeth Street	Waterloo
<u>Pocket Parks</u>		
Belmont Street 5030 Streetscape	between Maddox Street and Harley Street	Alexandria
Belmont Street 5040 Streetscape	outside 336 Belmont Street	Alexandria
Bowden Playground	103A Lawrence Street, corner of Harley Street	Alexandria
Daniel Dawson Playground	2-18 Wyndham Street	Alexandria
Dibbs Street Reserve	15-25 Dibbs Street	Alexandria
Green Square	intersection of Bourke Road, O'Riordan Street and Wyndham Street	Alexandria
Jack Shuttleworth Reserve	51 Mitchell Road, corner of Renwick Street	Alexandria
Lawrence Street Closure	outside 274 Lawrence Street	Alexandria
Les White Reserve	170-172 Mitchell Road	Alexandria
Mitchell Road Reserve	40-42 Mitchell Street, corner of Buckland Lane	Alexandria
Renwick Street Playground	42-46 Renwick Street, near corner of Jennings Street	Alexandria
The Crescent Open Space	7 The Crescent	Annandale
Munn Reserve	Munn Street, corner of Argyle Place and High Street	Barangaroo
Janet Beirne Reserve	235 Victoria Street	Beaconsfield
McConville Reserve	22A O'Riordan Street	Beaconsfield
City Road Reserve	City Road, corner of Cleveland Street	Camperdown
Larkin Street Park	2-10 Larkin Street	Camperdown
Lyons Rd Reserve	106 Parramatta Road, corner of Lyons Road	Camperdown
The Western Block	19-25 Lyons Road	Camperdown
Whelan Reserve	4010 Centennial Square	Centennial Park
Balfour Street Park	between Wellington Street and O'Connor Street	Chippendale
Daniels Street Reserve	12 Daniels Street	Chippendale
Paints Lane Garden Reserve	corner of Paints Lane and Moorgate Lane	Chippendale
Regent Street Corner Streetscape	Regent Street, corner of Cleveland Street	Chippendale
Smithers Street Pocket Park	corner Levy Street	Chippendale
Strickland Park	59-61 Balfour Street	Chippendale
Albert Sloss Reserve	225-245 Palmer Street	Darlinghurst
Arthur Reserve	4 Oswald Lane, corner of Craigend Street	Darlinghurst
Barcom Avenue Park	240-274 Barcom Avenue	Darlinghurst
Chisholm Street Reserve	2-6 Hannam Street, corner of Chisholm Street	Darlinghurst
Gilligan's Island	1096 Bourke Street (Taylor Square)	Darlinghurst
Kings Lane Reserve	Kings Lane, between Thompson Street and Bourke Street	Darlinghurst
Lacrozia Playground	218-228 Barcom Avenue	Darlinghurst
Nimrod Street Rest Area	14 Nimrod Street, corner of Caldwell Street	Darlinghurst
O'Brien Lane Reserve	237-241 Bourke Street	Darlinghurst
Ronald Shores Reserve	corner of Ward Avenue and Kings Cross Road	Darlinghurst
Rosebank Park	3B Farrell Avenue	Darlinghurst
Surrey Street Playground	69A Surrey Street	Darlinghurst
Three Saints Square	corner Barcom Avenue and Oxford Street	Darlinghurst
Womerah Gardens	25a Womerah Avenue	Darlinghurst
Yurong Street Reserve	corner of Stanley Street	Darlinghurst
Shepherd Street Reserve	corner of Boundary Street	Darlington
Vine Street Playground	1 Thomas Street	Darlington
Vine Street Reserve	39 Vine Street	Darlington

Name	Address	Suburb
Parbury Lane Park	Lower Fort Street	Dawes Point
Pottinger Park East	3-5 Pottinger Street	Dawes Point
Pottinger Park West	The Paddock, 36-38 Pottinger Street	Dawes Point
Trinity Avenue Playground	24 Trinity Avenue	Dawes Point
John Armstrong Reserve	23A Greenknowe Avenue	Elizabeth Bay
Lawrence Hargrave Reserve	9 Elizabeth Bay Road	Elizabeth Bay
Macleay Reserve	1080 Elizabeth Bay Road	Elizabeth Bay
Rotary Park	1 Ithaca Road	Elizabeth Bay
Ada Villa Terrace	59 Erskineville Road	Erskineville
Albert Street Reserve No. 1	1 Albert Street, corner of Baldwin Street	Erskineville
Amy Street Reserve	3-5 Amy Street	Erskineville
Binning Street Reserve	corner of Swanson Street	Erskineville
Burren Street Playground	Burren Street Reserve 2, 86-90 Burren Street	Erskineville
Coulson Street Pedestrian Link	4 Coulson Street	Erskineville
Coulson Street Reserve	Coulson Street, corner of Flora Street (opposite Devine Street)	Erskineville
Devine Street Reserve	51 Devine Street, corner of Flora Street and Bray Street	Erskineville
Ellen Lawman Rest Area	116-126 Erskineville Road, between John Street and Charles Street	Erskineville
Erskineville Park and Oval surrounds	147A Mitchell Road, corner of Mitchell Road and Copeland Street	Erskineville
Ethel Street Playground	1B Ethel Street, corner of Clara Street	Erskineville
Flora & Knight Reserve	41-47 Knight Street, corner of Flora Street	Erskineville
George Street Reserve	194 George Street	Erskineville
Green Ban Park	1-5 Ada Villas Terrace, corner of Albert Street and Erskineville Road	Erskineville
Green Bans Park	40-48 Erskineville Road	Erskineville
John Street Rest Area	corner of Albert Street	Erskineville
Kirsova No. 1 Playground	67 McDonald Street	Erskineville
Kirsova No. 2 Playground	136-140 George Street	Erskineville
Maureen Oliver Reserve	2-4 John Street, corner of Erskineville Road	Erskineville
Pinkstone Playground	16 Septimus Street, corner of Baldwin Street	Erskineville
Rest Area - Bridge Street	Bridge Street, corner of Swanson Street	Erskineville
Rochford Street Closure	between Munni Street and Victoria Street	Erskineville
Rochford Street Playground	109-113 Rochford Street	Erskineville
Solander Park	38 Park Street	Erskineville
Swanson Street Reserve	corner of Swanson Street and Railway Parade	Erskineville
Sydney Street Reserve	Sydney Street, at Swanson Street	Erskineville
Albert Street Reserve No. 2	corner of Albert Street and Burren Street	Eveleigh
South Sydney Rotary Park No. 1	53 Henderson Road	Eveleigh
South Sydney Rotary Park No. 2	53 Henderson Road	Eveleigh
South Sydney Rotary Park No. 3	53 Henderson Road	Eveleigh
Alfred Road Reserve	71 Alfred Road	Forest Lodge
Arcadia Park	93-137 Ross Street	Forest Lodge
Arundel Street Reserve	181 Arundel Street	Forest Lodge
AV Henry Reserve	The Crescent	Forest Lodge
Canal (Water Board) Reserve	9A Minogue Crescent, between Wigram Road and AV Henry Reserve	Forest Lodge
Creek Street Reserve	22 Wood Street, between Wigram Road and Hereford Street	Forest Lodge
Cullen Close Closure	between Ross Street and The Crescent	Forest Lodge
Grattan Close Park	corner of Minogue Cres	Forest Lodge
JV McMahon Reserve	11 Minogue Crescent	Forest Lodge
Lewis Hoad Reserve	16A Minogue Crescent, between Wigram Rd and the PCYC	Forest Lodge
May Pitt Playground	205-209 St Johns Road	Forest Lodge
Minogue Crescent Reserve	8A Minogue Crescent, between the PCYC and 6-10 Minogue Crescent	Forest Lodge
Orphan School Creek	Caldwell Park (Orphan School Creek), 22 Wood Street	Forest Lodge
PCYC	16 Minogue Crescent	Forest Lodge
Ross Street Playground	22 Minogue Crescent, corner of Charles Street	Forest Lodge
Ross Street Reserve	118C Hereford Street	Forest Lodge
Seamer Street Reserve	74 Catherine Street, corner of Seamer Street	Forest Lodge
Toxteth Park	93-137 Ross Street	Forest Lodge

Name	Address	Suburb
Wigram Road Reserve	150A Wigram Road	Forest Lodge
Wood Street Lands	4-6 Wood Street	Forest Lodge
Robyn Kemmis Reserve	20-40 Franklyn Street	Glebe
Alice Lee Reserve	25 Burton Street	Glebe
Arthur (Paddy) Gray Reserve	55A Hereford Street	Glebe
Blackwattle Playground	47 Leichhardt Street	Glebe
Bridge Road Pocket Park	corner of Colbourne Avenue	Glebe
Cardigan Street Park	17 Cardigan Street, between Darghan Street, Darling Lane and Darling Street	Glebe
Darghan Street Steps	Darghan Street, corner of Railway Street	Glebe
Ernest Pederson Reserve	24A Ferry Road	Glebe
Glebe Library	186-194 Glebe Point Road, corner of Wigram Road	Glebe
Glebe Street Playground	106 Mitchell Street, corner of Glebe Street	Glebe
Glebe Town Hall Grounds	160 St Johns Road	Glebe
Hegarty Street Steps	Hegarty Street, between John Street and John Lane	Glebe
Jean Cawley Reserve	4 Rosebank Street	Glebe
John Street Reserve	3 John Street, corner of St James Avenue	Glebe
Kirsova Playground No. 3	1C Wigram Lane	Glebe
Lyndhurst Street Reserve	between Bridge Road and Broughton Street	Glebe
Lyndhurst Street Steps	Lyndhurst Street, between Bellevue Street and Bellevue Lane	Glebe
Millard Reserve	38 Wentworth Park Road, corner of St Johns Road	Glebe
Minogue Reserve	2-6 Franklyn Street	Glebe
Mitchell Street Park	between Westmoreland Street and Mount Vernon Lane	Glebe
MJ (Paddy) Doherty Reserve	22 Mitchell Street, corner of Wentworth Street	Glebe
Palmerston Avenue Steps	Palmerston Avenue, between Lombard Street and Bayview Street	Glebe
Quarry Street Streetscape & Steps	Quarry Street and Quarry Lane, between Taylor Street and Avon Street	Glebe
Sarah Peninton Reserve	Bayview Street	Glebe
St Helens Community Centre	184 Glebe Point Road	Glebe
St James Park	3 Woolley Street	Glebe
Stewart Street Glebe Reserve	Leichhardt Street, corner of Stewart Street	Glebe
Thomas Portley Reserve	64-66 Bellevue Street	Glebe
Tram Stop Reserve	corner of Victoria Road and Maxwell Road	Glebe
William Carlton Gardens	24A Ferry Road	Glebe
York Street Reserve	5010 York Street	Glebe
Argyle Place Park	304 Argyle Place	Millers Point
Clyne Reserve	2 Merriman Street	Millers Point
High Street Gardens	1-1A High Street	Millers Point
Nita McCrae Park	17 Argyle Street	Millers Point
Watson Road Reserve	3 Watson Road	Millers Point
Brown Street Reserve	128 Carillion Avenue	Newtown
Burren Street Reserve	108 Burren Street, corner of Copeland Street	Newtown
Ernest Wright Playground	24 Horden Street	Newtown
Forbes Street Reserve No. 3	corner of Forbes Street and Darlington Road	Newtown
Goddard Reserve	Goddard Playground, 39-43 O'Connell Street	Newtown
Gowrie Street Reserve	119 Gowrie Street	Newtown
Jack Haynes Rest Area	138 Wilson Street, corner of Brocks Lane	Newtown
Lillian Fowler Reserve	Lillian Fowler Reserve, 27 Angel Street	Newtown
Michael Kelly Rest Area	1A Brocks Lane	Newtown
MJ Hayes Playground	3 Egan Street	Newtown
Mollie Swift Reserve	14 Erskineville Road	Newtown
Mrs Isabella Hill Rest Area	2-18 Harold Street	Newtown
Union Street Playground	135-137 Union Street	Newtown
Wilson Street Reserve No. 1	52-58 Wilson Street	Newtown
Wilson Street Reserve No. 2	238 Wilson Street	Newtown
WJ Thurbon Reserve	5030 Brown Lane	Newtown
Albion Avenue Streetscape	corner of South Dowling Street	Paddington
Barracks Reserve	75A-75B Oxford Street	Paddington
Ethel Turner Park	Oatley Reserve, 4 Oatley Road	Paddington

Name	Address	Suburb
Little Dowling Street Reserve	3 Little Dowling Street	Paddington
Paddington Reservoir Gardens	251-255 Oxford Street	Paddington
Regent Street Reserve	2A Regent Street, corner of Oxford Street	Paddington
Rose Terrace	262A South Dowling Street	Paddington
Stewart Place Reserve	83B Stewart Street	Paddington
Stewart Street Pocket Park	between Regent Street and Bent Street	Paddington
Stewart Street Reserve	between Regent Lane and Bent Street	Paddington
Strong Memorial Reserve	Oxford Street, corner of Elizabeth Street	Paddington
Orwell Street Reserve	17 Orwell Street	Potts Point
St Neot Reserve	24 St Neot Avenue, corner of Macleay Street	Potts Point
Ada Place Streetscape	5020 Ada Place, between Allen Street and Fig Street	Pymont
Elizabeth Healy Reserve	53 Pymont Bridge Road	Pymont
Gipps Street Streetscape	Gipps Street, corner of Harris Street	Pymont
Herbert Street Clifftop Walk	25A Herbert Street	Pymont
John Street Square	25A Harvey Street	Pymont
Jones & John Street Reserve	33A John Street, opposite Jones Street	Pymont
Jones Street Pocket Park	130 Jones Street	Pymont
Maybanke Park	87-97 Harris Street	Pymont
McCredie Reserve	52A Harris Street, adjacent to Bowman Street	Pymont
Paradise Reserve	5 Bulwara Road	Pymont
Pymont Bridge Road Pocket Park	corner of Pymont Bridge Road and Harris Street	Pymont
Saunders Street Open Space & Cliff Face	12 Quarry Master Drive	Pymont
Saunders Street Ramp Area	11B Jones Street	Pymont
Scott Street Plaza Bank Area	54 Harris Street	Pymont
St Bartholomews Park	52A Harris Street	Pymont
Baptist Street Reserve	151A Baptist Street	Redfern
Chelsea Street Playground	39-43 Chelsea Street	Redfern
Douglas Street Peoples Park	Douglas Street Playground 1, 36-38 Douglas Street	Redfern
Edmund Resch Reserve	791 South Dowling Street, between South Dowling Street and Bourke Street	Redfern
Elizabeth McCrea Playground	39-45 Kepos Street, corner of Zamia Street	Redfern
Eveleigh Street Playground	119 Eveleigh Street	Redfern
Gibbons Street Reserve	1B and 1C Gibbons Street	Redfern
Great Buckingham Street Reserve	Great Buckingham Street, near James Street	Redfern
Hansom Cab Place	1A Young Lane	Redfern
Hugo and Vine Reserve	2-40 Hugo Street	Redfern
Jack Floyd Reserve	corner of Regent Street and Redfern Street	Redfern
Jack O'Brien Reserve	87 Kepos Street	Redfern
James Street Community Garden	1 Young Lane	Redfern
James Street Reserve	between Marriott Street and Young Lane	Redfern
Kettle Street Reserve	corner Elizabeth Street	Redfern
Little Cleveland Street Reserve	36 Little Cleveland Street	Redfern
Little Eveleigh Street Reserve	148 Little Eveleigh Street	Redfern
Marriott Street Reserve	Marriott Street, between Boronia Street and Cooper Street	Redfern
Morehead Street Closure	between Redfern Street and Kettle Street	Redfern
Pemulwuy Park	91 Eveleigh Street	Redfern
Reconciliation Park	13-15 George Street, corner of James Street	Redfern
Redfern Community Centre	12-36 Caroline Street, corner of Hugo Street	Redfern
Stirling Street Park	4 Stirling Street, corner of William Street	Redfern
Telopea Street Closure	corner of Bourke Street	Redfern
Thurlow Street Closure	corner of South Dowling Street	Redfern
Turner Street Reserve	17 Turner Street	Redfern
Yellomundee Park	1B Caroline Street	Redfern
Young Street Closure	corner of Cooper Street	Redfern
Bannerman Crescent Reserve	53A Bannerman Crescent	Rosebery
Crete Reserve	1A Rosebery Avenue	Rosebery
El Alamein Reserve	corner of Harcourt Parade and Dalmeny Avenue	Rosebery
Southern Cross Drive Reserve	6050 Southern Cross Drive	Rosebery

Name	Address	Suburb
Sweetacres Park	26 Rothschild Avenue	Rosebery
Tarakan Reserve	corner of Primrose Avenue and Harcourt Parade	Rosebery
Waratah Street Reserve	6 Waratah Street	Rushcutters Bay
Waratah Street Reserve Playground	Waratah Street Reserve, 6 Waratah Street	Rushcutters Bay
Adelaide Street Reserve	48-50 Adelaide Street	Surry Hills
Arthur Street Closure	corner of South Dowling St	Surry Hills
Arthur Street Garden	between Collins Lane and Alexander Street	Surry Hills
Arthur Street Reserve	80-84 Arthur Street, corner of Phelps Lane	Surry Hills
Bedford Street Closure	between Buckingham Street and Chalmers Lane	Surry Hills
Campbell Street Garden Bed	110 Campbell Street, corner of Hunt Street	Surry Hills
Cooper Street Reserve	119 -123 Cooper Street	Surry Hills
Devonshire Street Reserve	Devonshire Street, corner of Elizabeth Street	Surry Hills
Edgely Street Reserve	Edgely Street (beside Nickson Steet), corner of Devonshire Street	Surry Hills
Fanny Place Playground	446 Bourke Street	Surry Hills
Foveaux Street Reserve	148A Foveaux Street	Surry Hills
Fred Miller Reserve	456-458 Bourke Street	Surry Hills
Frog Hollow Reserve	303-307 Riley Street	Surry Hills
James Hilder Reserve	121-131 Campbell Street	Surry Hills
Parkham Street Reserve	corner of Parkham Street and South Dowling Street	Surry Hills
Reservoir Street Reserve	108 Reservoir Street, corner of Smith Street	Surry Hills
Riley Street Closure	corner of Cleveland Street	Surry Hills
Tudor Street Reserve	at Crown Street	Surry Hills
Wimbo Reserve	560-576 Bourke Street	Surry Hills
Jessie Street Gardens	1-29 Loftus Street	Sydney
Western Distributor Gardens	172 Kent Street	Sydney
King George V Memorial Park	7 Cumberland Street	The Rocks
Ada Place Park	17-21 Ada Place	Ultimo
Fig Lane Reserve	Fig Lane Park, 320-334 Jones Street, corner of Fig Street	Ultimo
Jones Street Terraces	370-374 Jones Street	Ultimo
Macarthur Street Rest Area	Macarthur Street, corner of Bulwara Road	Ultimo
Mary Ann Street Park	54-66 Mary Ann Street, corner of Bulwara Road	Ultimo
McKee Street Reserve	17-33 McKee Street	Ultimo
Mountain Street Reserve	Mountain Street, at Macarthur Street	Ultimo
Quarry Street Streetscape	267A Bulwara Road and 392A Jones Street, Quarry Street, between Jones Street and Bulwarra Road	Ultimo
Wattle & Broadway Rest Area	123 Broadway	Ultimo
Corning Park	10 Broome Street	Waterloo
Douglas Street Playground	Douglas Street Playground No. 2, 70-74 Douglas Street	Waterloo
Gadigal Avenue Park	2A Gadigal Avenue, between Lachlan Street and Potter Street	Waterloo
James Cahill Kindergarten Reserve	corner Raglan Street and Elizabeth Street	Waterloo
James Henry Deacon Reserve	126 Morehead Street	Waterloo
Kensington Street Reserve	between Kellick Street and McEvoy Street	Waterloo
Linear Parks	The Rope Walk No. 2, 13B Archibald Avenue	Waterloo
Short Street Pocket Park	between Hawksley Street and Bourke Street	Waterloo
The Bakery	2 Cains Place	Waterloo
Tobruk Reserve	3B Elizabeth Street	Waterloo
Vescey Reserve	5 Surrey Lane	Waterloo
Watchful Harry Square	847A South Dowling Street	Waterloo
Bourke Street Park	109-115 Bourke Street, corner of Junction Street	Woolloomooloo
Crown Street Reserve	Crown Street, corner of Robinson Street	Woolloomooloo
Daffodil Park	63 McElhone Street	Woolloomooloo
Forbes Street Reserve 2	Forbes Street, between Cathedral Street and Nicholson Street	Woolloomooloo
Viaduct Area No. 1	Sir John Young Crescent, to Plamer St	Woolloomooloo
Viaduct Area No. 2	103-107 Bourke Street	Woolloomooloo
Viaduct Area No. 4 Wash Away	136-148 Forbes Street	Woolloomooloo
Walla Mulla Reserve	161-171 Cathedral Street	Woolloomooloo
Woolloomooloo Playground	5030 Dowling Street	Woolloomooloo
Byanbing Park	8B Victoria Park Parade	Zetland
Buming Park	6A Victoria Park Parade	Zetland

Name	Address	Suburb
Elizabeth Street Reserve	970 Elizabeth Street, corner of Joynton Avenue	Zetland
Green Square Library and Plaza Park	355 Botany Road	Zetland
Joynton Avenue No. 1	102A Joynton Avenue, between Morris Grove and Gadigal Avenue	Zetland
Joynton Avenue No. 2	104A-106A Joynton Avenue, between Gadigal Avenue and Morris Grove	Zetland
North South Setback No. 1	25A Gadigal Avenue	Zetland
Public Reserve	between Defries Avenue and Link Road	Zetland
The Green	3 Merton Street	Zetland
Tilford Street Reserve	1 Tilford Street	Zetland
Woolwash Park	108 Joynton Avenue	Zetland

Appendix 3 - Aquatic & Leisure Facilities

City of Sydney
Town Hall House
456 Kent Street
Sydney NSW 2000

2019-2020 Fees & Charges - Aquatic & Leisure Facilities Definitions



Aquatic & Leisure Facilities

City of Sydney Aquatic & Leisure Facilities Centres

Facility Name	Type of Facility
Andrew (Boy) Charlton Pool	Outdoor
Cook and Phillip Park Aquatic & Fitness Centre	Indoor
Ian Thorpe Aquatic Centre	Indoor
Prince Alfred Park Pool	Outdoor
Victoria Park Pool	Outdoor
Gunyama Park Aquatic & Recreation Centre (operational in 2020)	Indoor / Outdoor

General
<p>360 Active: Access to the City's 3 Outdoor aquatic and fitness facilities. Swim-only and Swim + Health & Fitness options available. Please contact one of our Outdoor aquatic and fitness centres for more details.</p>
<p>360 Go:</p> <ul style="list-style-type: none"> • Indoor: Swim-only multi-visit pass with access to all 5 pools. • Outdoor: Swim-only multi-visit pass with access to the 3 Outdoor pools.
<p>360 Pro: Access to all 5 sites. Swim-only and Swim + Health & Fitness options available. Please contact one of our aquatic and fitness centres for more details.</p>
<p>Adult: 16 years and over.</p>
<p>Children: 3 – 15 years.</p>
<p>Children under 3 years: Free entry.</p>
<p>Companion Card NSW holders: Free entry.</p>
<p>Concession: Children under 16, full time students, holders of Commonwealth Health Care Cards, Pensioner Concession Cards, Seniors Health Cards, ImmiCards, Ex-Carer Allowance (Child) Health Care Cards, Foster Child Health Care Cards, Low Income Health Care Cards, NSW Half-Fare Entitlement Card for job seekers, Department of Veterans Affairs Concession Cards, or people with proof of receipt of Centrelink payments.</p>
<p>Spectator All ages: Applies to people 3 years and over who wish to enter the venue, but not participate in an activity.</p>

Casual Entry

Casual Pool Entry: Entry includes use of the swimming pools, change facilities and showers.

Families (Casual Entry): Entry for 2 Adults and 2 Children to use the swimming pools, change facilities and showers.

- **Additional family member:** Access for an additional family member (beyond 2 Adults and 2 Children) when purchasing casual entry for a family. Entry includes use of the swimming pools, change facilities and showers.

Swim/Steam/Sauna: Entry includes use of the swimming pools, change facilities, showers, steam and sauna rooms (available at Ian Thorpe Aquatic Centre).

- **Multi Visit Pass (10 visit):** Entry includes use of the swimming pools, change facilities, showers, steam and sauna rooms (available at Ian Thorpe Aquatic Centre). This pass has a 12 month expiry from date of purchase.

Casual Health and Fitness Entry: Entry includes the use of the swimming pools, change facilities and showers, and the health and fitness facilities.

- **Multi Visit Passes:** Entry includes the use of the swimming pools, change facilities and showers, and the health and fitness facilities. These passes have a 12 month expiry from date of purchase.

Sports Hall Casual Entry: Includes use of the sports hall, change facilities and showers (available at Cook and Phillip Park Aquatic & Fitness Centre).

City Access Card

City Access Card holders receive subsidised entry to the City's Aquatic and Fitness centres. Please contact the City of Sydney for details on eligibility and how to apply (02 9265 9333 or council@cityofsydney.nsw.gov.au).

- **Aquatic:** Entry includes the use of the swimming pools, change facilities and showers.
- **Multi Visit Pass (10 Visit):** Entry includes the use of the swimming pools change facilities and showers. This pass has no expiry.
- **Hydro Class:** Entry includes use of the centre's Aquarobics class, along with access to the swimming pools, change facilities and showers.
- **Swimming Club:** Entry to monthly race night, use of change facilities and showers.
- **Fitness:** Entry includes use of the Fitness Centre, swimming pools, change facilities and showers.
- **Swimming Lesson:** Entry includes one swimming lesson, along with access to the swimming pools, change facilities and showers.

360 Go (Multi Visit Passes 20 visit)

Entry includes use of swimming pools, change facilities and showers. Indoor and Outdoor options available. This pass has a 12 month expiry from date of purchase.

360 Family Package

Includes 2 adult participants with full access to the health & fitness facilities and swimming pools, and 2 children with access to 48 weeks of swimming lessons each

360 Family Package

year (not including squad). Please contact one of our aquatic and fitness centres for more details.

360 Pro Swim only Membership

Entry includes unlimited use of the swimming pools, change facilities and showers.

Aquatic Programs

Aquarobics Classes: Entry includes use of the swimming pools, change facilities and showers, and one Aquarobics class. Available at Indoor sites.

Aquarobics Seniors: Applies to all valid concession holders. Entry includes use of the swimming pools, change facilities and showers, and one Aquarobics class. Available at Indoor sites.

Aquarobic Multi (10 visit pass): Entry includes the use of the swimming pools change facilities and showers and an Aquarobics class. This pass has a 12 month expiry from date of purchase. Available at Indoor sites.

Hydrotherapy Classes

Entry includes use of the swimming pools, change facilities and showers, and an Aquarobics class. Available at Indoor sites.

Exercise Physiology Services – Indoor

Department of Veterans Affairs – Individual and Group

- Includes initial and subsequent consultations for sessions of 60 minutes duration, to approved DVA clients.

Group Session:

- Two or more participants, up to a maximum of 12 participants.

Workcover:

A service provided to an injured worker on a one-to-one basis, for a maximum one hour session. Referred by medical practitioner.

NDIS

NDIS Exercise Physiologist – 1 hour individualised sessions with NDIS clients to develop programs to improve their physical well-being.

NDIS Personal Training – 1 hour supervised sessions to implement programs developed by doctor or exercise physiologist.

Private Health - Enhanced Primary Care Program

The Enhanced Primary Care (EPC) Program is a Medicare-subsidised service consisting of five individual 1 hour sessions under the supervision of an Exercise Physiologist. Also available to clients with Private Health cover. (See Medicare – Enhanced Primary Care) – doctor's referral required.

Exercise Physiology Services – Indoor

Private Session

One hour exercise physiology session provided to a person who has a chronic condition and complex care needs. May be under a shared care plan or under both a GP Management Plan and Team Care Arrangements. Entitled to a maximum of five services in a calendar year.

Also available to private clients seeking the services of an exercise physiologist for treatment of existing injuries, and not through a care plan.

Medicare - Enhanced Primary Care Program

The Enhanced Primary Care (EPC) Program is a Medicare-subsidised service consisting of five individual 1 hour sessions under the supervision of an Exercise Physiologist. Doctor's referral required. Includes, but is not limited to, conditions such as:

- Diabetes
- Cardiovascular disease
- Cancer
- Osteoporosis
- Depression
- Musculoskeletal injuries / pain
- Fibromyalgia
- Decrease function / mobility

Learn to Swim (Direct Debit and up-front payment options)

1st - 3rd child: Applies to Adults and Children booked into the Swimming and Water Safety program. Includes one swimming lesson per week and unlimited swimming outside lesson time.

Private Lessons:

- **Individual:** 1 x 30 minute class.
- **Double Private:** 2 children in 1 x 30 minute class.

360 Pro Health & Fitness Memberships

Standard Package, Flexi Term: No contract. Includes unlimited access to all five City of Sydney swimming pools, as well as access to change facilities and showers, and the health and fitness facilities. Please contact one of our aquatic and fitness centres for more details.

12 Plus + Package: 12 month contract. Includes unlimited access to all five City of Sydney swimming pools, as well as access to change facilities and showers, and the health and fitness facilities. Please contact one of our aquatic and fitness centres for more details.

Teen Package Fee: Applies to 12- 15 year olds to attend the Fitness Centres and participate in structured Teen Fitness Classes. Please contact one of our aquatic and fitness centres for more details.

Aquatic & Leisure Facilities

City of Sydney Tennis Courts

Facility Name
Alexandria Park Tennis Courts
Beaconsfield Park Tennis Courts
Prince Alfred Park Tennis Courts
Rushcutters Bay Park Tennis Courts
St James Park Tennis Courts
Turruwul Park Tennis Courts

General
Adult: 16 years and over.
Concession: Children under 16, full time students, holders of Commonwealth Health Care Cards, Pensioner Concession Cards, Seniors Health Cards, ImmiCards, Ex-Carer Allowance (Child) Health Care Cards, Foster Child Health Care Cards, Low Income Health Care Cards, NSW Half-Fare Entitlement Card for job seekers, Department of Veterans Affairs Concession Cards, or people with proof of receipt of Centrelink payments.
City Access Card: holders receive subsidised entry to the City's Aquatic and Fitness centres. Please contact the City of Sydney for details on eligibility and how to apply (02 9265 9333 or council@cityofsydney.nsw.gov.au).
Day: 7am – 5pm Monday to Friday. Please contact one of our centres for more details.
Evening: 5pm - 10pm Monday to Friday. Please contact one of our centres for more details.
Weekend: 7am – 10pm Saturday and Sunday. Please contact one of our centres for more details.
Community Hire: events such as birthday parties and social gatherings. Please contact one of our centres for more details.
Commercial Hire: events such as business meetings, corporate events, conferences and classes. Please contact one of our centres for more details.

Aquatic & Leisure Facilities

Perry Park Recreation Centre

The centre will consist of two indoor and two outdoor multipurpose courts for sports such as netball, volleyball, futsal, badminton and basketball.

General
Adult: 16 years and over.
Concession: Children under 16, holders of Commonwealth Health Care Cards, Pensioner Concession Cards, Seniors Health Cards, ImmiCards, Ex-Carer Allowance (Child) Health Care Cards, Foster Child Health Care Cards, Low Income Health Care Cards, NSW Half-Fare Entitlement Card for job seekers, Department of Veterans Affairs Concession Cards, or people with proof of receipt of Centrelink payments.
Casual Entry: indoor and outdoor courts available for casual basketball, netball and futsal use for a minimum of 30 minutes, during non-booked court times. Includes use of change facilities and showers.
Casual Court Hire: available for one off or irregular booking of indoor and outdoor courts for individual or group use, full and half court hire per hour for futsal, netball, volleyball and badminton. Includes use of change facilities and showers.
Regular Booking: any sporting group or organisation that hires court spaces on an ongoing basis and must meet one of the following criteria: <ul style="list-style-type: none"> • Weekly hire – minimum of 10 consecutive weeks or • Fortnightly hire – minimum of 10 consecutive fortnights.
Hire: indoor and outdoor courts available for sporting function / event hire, including use of change facilities and showers. Minimum of 5 hours per booking. Additional fees apply for cleaning, advertising, staff provision, equipment hire, bump in / bump out, and cancellations. Please contact the centre for more details.
Sports Competitions: Centre operated sports competitions for senior and junior teams – futsal, netball, volleyball and multisport.
Schools: available for school sport and Centre operated schools programs tailored to school requirements. Includes equipment, use of change facilities and showers and staff provision for Centre operated programs.
School Holiday Programming: Centre operated Holiday Camps and School Holiday Programs. Includes staff, equipment, use of change facilities and showers.
Group (16 years & over): Centre operated programs. Includes staff, equipment, use of change facilities and showers.
Concession Group: Centre operated programs. Includes staff, equipment, use of change facilities and showers. (Must meet concession criteria above to access).
Birthday Parties: Centre operated, including staff supervision and structured activities (non-catered). Please contact the centre for more details.

General

360 Hoops Pass: 10 visit pass available for casual entry during non-booked court times. This pass has a 12 month expiry from date of purchase. Includes use of change facilities and showers.

Equipment Hire: for casual use. Includes: balls, badminton racquets, shuttlecocks and netball bibs, for a minimum of 30 minutes.

Aquatic & Leisure Facilities

Synthetic Sportsfield

General
Adult: 16 years and over.
Peak: Hire of the field from 4pm on weekdays, and all day on weekends. Off Peak: Hire of the field up to 4pm on weekdays.
Concession: Children under 16, full time students, holders of Commonwealth Health Care Cards, Pensioner Concession Cards, Seniors Health Cards, ImmiCards, Ex-Carer Allowance (Child) Health Care Cards, Foster Child Health Care Cards, Low Income Health Care Cards, NSW Half-Fare Entitlement Card for job seekers, Department of Veterans Affairs Concession Cards, or people with proof of receipt of Centrelink payments.
Commercial Hire: Hire groups, or events such as businesses, corporations, and classes. Please contact one of our centres for more details.
Schools within the LGA (Local Government Area): Government public schools that are situated within the City of Sydney local government area. Private schools not included. School Outside the LGA: Government public schools that are situated outside the City of Sydney local government area. School term sport: School sport activities that occurs on a set time and day through the school week, for up to 2 – 3 hours.
Event: available for function / event hire. May include the use of change facilities and showers. Minimum 5 hours per booking. Additional fees apply for cleaning, advertising, staff provision, equipment hire, bump in / bump out and cancellations. Please contact the centre for more details.
Sports Competitions: Centre operated bi-annual sports competitions for senior and junior teams – soccer and other sports.
Schools (Centre Programming): available for school sport and Centre operated schools programs tailored to school requirements. Includes equipment, use of change facilities and showers and staff provision for Centre operated programs.
School Holiday Programming: Centre operated Holiday Camps and School Holiday Programs. Includes staff, equipment, use of change facilities and showers.
Group (16 years & over): Centre operated programs. Includes staff, equipment, use of change facilities and showers.
Concession Group: Centre operated programs. Includes staff, equipment, use of change facilities and showers. (Must meet concession criteria above to access).
Birthday Parties: Centre operated, including staff supervision and structured activities (non-catered). Please contact the centre for more details.