

Attachment B

Final Concept Plan

3 Concept Plan




The concept design for James Hilder Reserve aims to build on the existing structure of the park. The playground is located at the high point of the park is framed by a planted edge of new trees and new paths that extend the straight diagonal paths that define the park.

New paths increase accessibility into the park and provide access to the play space and fitness area.

The playground and fitness areas are located underneath large existing trees, maximising existing shade and minimising the need for large shade structures.

The playground is framed a sitting wall and planter beds that reduce the impact of the fencing. The play elements are shaded by a structure with a planted arbour and mesh with infill panels will provide dappled shade until the planting grows.

- LEGEND**
- PV1 INSITU CONCRETE
 - PV2 SOFTFALL
 - PV3 STONESET PERMEABLE AGGREGATE
 - PV4 COMPACTED GRAVEL
 - PL1 NEW PLANTING
 - F1 NEW BENCH SEAT
 - F2 NEW CONCRETE RING BENCH
 - WALL1-6 INSITU CONCRETE WALLS
 - FEN1 PLAYGROUND FENCE
 - FEN2 PLANTER FENCE
 - GATE NEW GATE

-  EXISTING TREE
-  NEW TREE
-  TREE TO BE REMOVED



SCALE 1:100 @ A3