






DETOUR OVERVIEW PLAN WATERLOO STREET - ROAD CLOSURE

NOTES:

1. ALL SIGNAGE TO BE INSTALLED IN ACCORDANCE WITH RMS "TRAFFIC CONTROL AT WORKSITES" MANUAL AND AS1742.3.
2. ALL SIGNAGE AND DELINEATION MUST BE INSTALLED BY RMS CERTIFIED TRAFFIC CONTROLLER(S) ONLY.
3. DETOUR SIGNAGE INSTALLED IN CONJUNCTION WITH THE ROAD CLOSURE TRAFFIC CONTROL PLANS SBMG01859-39 & SBMG01859-40.

LEGEND:

-  SITE BOUNDARY
-  ROAD CLOSURE AREA
-  SOUTHBOUND DETOUR ROUTE - WATERLOO STREET
-  NORTHBOUND DETOUR ROUTE - BELMORE LANE
-  TRAFFIC CONTROLLER

RECOMMENDED MAXIMUM SPACING OF CONES AND BOLLARDS		RECOMMENDED TAPE LENGTHS	
Approach Speed (km/h)	Max Spacing (m)	Speed (km/h)	Length (m)
<=50	4	0-45	15
51-70	18/24	46-65	30
71-90	12/18	66-75	30
91-110	18/24	76-85	30
111-130	24/30	86-95	30
131-150	30/40	96-105	30
151-170	36/48	106-115	30
171-190	42/54	116-125	30
191-210	48/60	126-135	30
211-230	54/66	136-145	30
231-250	60/72	146-155	30
251-270	66/78	156-165	30
271-290	72/84	166-175	30
291-310	78/90	176-185	30
311-330	84/96	186-195	30
331-350	90/102	196-205	30
351-370	96/108	206-215	30
371-390	102/114	216-225	30
391-410	108/120	226-235	30
411-430	114/126	236-245	30
431-450	120/132	246-255	30
451-470	126/138	256-265	30
471-490	132/144	266-275	30
491-510	138/150	276-285	30
511-530	144/156	286-295	30
531-550	150/162	296-305	30
551-570	156/168	306-315	30
571-590	162/174	316-325	30
591-610	168/180	326-335	30
611-630	174/186	336-345	30
631-650	180/192	346-355	30
651-670	186/198	356-365	30
671-690	192/204	366-375	30
691-710	198/210	376-385	30
711-730	204/216	386-395	30
731-750	210/222	396-405	30
751-770	216/228	406-415	30
771-790	222/234	416-425	30
791-810	228/240	426-435	30
811-830	234/246	436-445	30
831-850	240/252	446-455	30
851-870	246/258	456-465	30
871-890	252/264	466-475	30
891-910	258/270	476-485	30
911-930	264/276	486-495	30
931-950	270/282	496-505	30
951-970	276/288	506-515	30
971-990	282/294	516-525	30
991-1010	288/300	526-535	30
1011-1030	294/306	536-545	30
1031-1050	300/312	546-555	30
1051-1070	306/318	556-565	30
1071-1090	312/324	566-575	30
1091-1110	318/330	576-585	30
1111-1130	324/336	586-595	30
1131-1150	330/342	596-605	30
1151-1170	336/348	606-615	30
1171-1190	342/354	616-625	30
1191-1210	348/360	626-635	30
1211-1230	354/366	636-645	30
1231-1250	360/372	646-655	30
1251-1270	366/378	656-665	30
1271-1290	372/384	666-675	30
1291-1310	378/390	676-685	30
1311-1330	384/396	686-695	30
1331-1350	390/402	696-705	30
1351-1370	396/408	706-715	30
1371-1390	402/414	716-725	30
1391-1410	408/420	726-735	30
1411-1430	414/426	736-745	30
1431-1450	420/432	746-755	30
1451-1470	426/438	756-765	30
1471-1490	432/444	766-775	30
1491-1510	438/450	776-785	30
1511-1530	444/456	786-795	30
1531-1550	450/462	796-805	30
1551-1570	456/468	806-815	30
1571-1590	462/474	816-825	30
1591-1610	468/480	826-835	30
1611-1630	474/486	836-845	30
1631-1650	480/492	846-855	30
1651-1670	486/498	856-865	30
1671-1690	492/504	866-875	30
1691-1710	498/510	876-885	30
1711-1730	504/516	886-895	30
1731-1750	510/522	896-905	30
1751-1770	516/528	906-915	30
1771-1790	522/534	916-925	30
1791-1810	528/540	926-935	30
1811-1830	534/546	936-945	30
1831-1850	540/552	946-955	30
1851-1870	546/558	956-965	30
1871-1890	552/564	966-975	30
1891-1910	558/570	976-985	30
1911-1930	564/576	986-995	30
1931-1950	570/582	996-1005	30
1951-1970	576/588	1006-1015	30
1971-1990	582/594	1016-1025	30
1991-2010	588/600	1026-1035	30
2011-2030	594/606	1036-1045	30
2031-2050	600/612	1046-1055	30
2051-2070	606/618	1056-1065	30
2071-2090	612/624	1066-1075	30
2091-2110	618/630	1076-1085	30
2111-2130	624/636	1086-1095	30
2131-2150	630/642	1096-1105	30
2151-2170	636/648	1106-1115	30
2171-2190	642/654	1116-1125	30
2191-2210	648/660	1126-1135	30
2211-2230	654/666	1136-1145	30
2231-2250	660/672	1146-1155	30
2251-2270	666/678	1156-1165	30
2271-2290	672/684	1166-1175	30
2291-2310	678/690	1176-1185	30
2311-2330	684/696	1186-1195	30
2331-2350	690/702	1196-1205	30
2351-2370	696/708	1206-1215	30
2371-2390	702/714	1216-1225	30
2391-2410	708/720	1226-1235	30
2411-2430	714/726	1236-1245	30
2431-2450	720/732	1246-1255	30
2451-2470	726/738	1256-1265	30
2471-2490	732/744	1266-1275	30
2491-2510	738/750	1276-1285	30
2511-2530	744/756	1286-1295	30
2531-2550	750/762	1296-1305	30
2551-2570	756/768	1306-1315	30
2571-2590	762/774	1316-1325	30
2591-2610	768/780	1326-1335	30
2611-2630	774/786	1336-1345	30
2631-2650	780/792	1346-1355	30
2651-2670	786/798	1356-1365	30
2671-2690	792/804	1366-1375	30
2691-2710	798/810	1376-1385	30
2711-2730	804/816	1386-1395	30
2731-2750	810/822	1396-1405	30
2751-2770	816/828	1406-1415	30
2771-2790	822/834	1416-1425	30
2791-2810	828/840	1426-1435	30
2811-2830	834/846	1436-1445	30
2831-2850	840/852	1446-1455	30
2851-2870	846/858	1456-1465	30
2871-2890	852/864	1466-1475	30
2891-2910	858/870	1476-1485	30
2911-2930	864/876	1486-1495	30
2931-2950	870/882	1496-1505	30
2951-2970	876/888	1506-1515	30
2971-2990	882/894	1516-1525	30
2991-3010	888/900	1526-1535	30
3011-3030	894/906	1536-1545	30
3031-3050	900/912	1546-1555	30
3051-3070	906/918	1556-1565	30
3071-3090	912/924	1566-1575	30
3091-3110	918/930	1576-1585	30
3111-3130	924/936	1586-1595	30
3131-3150	930/942	1596-1605	30
3151-3170	936/948	1606-1615	30
3171-3190	942/954	1616-1625	30
3191-3210	948/960	1626-1635	30
3211-3230	954/966	1636-1645	30
3231-3250	960/972	1646-1655	30
3251-3270	966/978	1656-1665	30
3271-3290	972/984	1666-1675	30
3291-3310	978/990	1676-1685	30
3311-3330	984/996	1686-1695	30
3331-3350	990/1002	1696-1705	30
3351-3370	996/1008	1706-1715	30
3371-3390	1002/1014	1716-1725	30
3391-3410	1008/1020	1726-1735	30
3411-3430	1014/1026	1736-1745	30
3431-3450	1020/1032	1746-1755	30
3451-3470	1026/1038	1756-1765	30
3471-3490	1032/1044	1766-1775	30
3491-3510	1038/1050	1776-1785	30
3511-3530	1044/1056	1786-1795	30
3531-3550	1050/1062	1796-1805	30
3551-3570	1056/1068	1806-1815	30
3571-3590	1062/1074	1816-1825	30
3591-3610	1068/1080	1826-1835	30
3611-3630	1074/1086	1836-1845	30
3631-3650	1080/1092	1846-1855	30
3651-3670	1086/1098	1856-1865	30
3671-3690	1092/1104	1866-1875	30
3691-3710	1098/1110	1876-1885	30
3711-3730	1104/1116	1886-1895	30
3731-3750	1110/1122	1896-1905	30
3751-3770	1116/1128	1906-1915	30
3771-3790	1122/1134	1916-1925	30
3791-3810	1128/1140	1926-1935	30
3811-3830	1134/1146	1936-1945	30
3831-3850	1140/1152	1946-1955	30
3851-3870	1146/1158	1956-1965	30
3871-3890	1152/1164	1966-1975	30
3891-3910	1158/1170	1976-1985	30
3911-3930	1164/1176	1986-1995	30
3931-3950	1170/1182	1996-2005	30
3951-3970	1176/1188	2006-2015	30
3971-3990	1182/1194	2016-2025	30
3991-4010	1188/1200	2026-2035	30
4011-4030	1194/1206	2036-2045	30
4031-4050	1200/1212	2046-2055	30
4051-4070	1206/1218	2056-2065	30
4071-4090	1212/1224	2066-2075	30
4091-4110	1218/1230	2076-2085	30
4111-4130	1224/1236	2086-2095	30
4131-4150	1230/1242	2096-2105	30