

Attachment A5

Proponent's Draft DCP Amendment

30 June 2021

Site Specific Development Controls – Green Square Sites 8A and 8B Draft amendments to Green Square Town Centre Development Control Plan 2012

The following text and graphics are drafted to support specific amendments proposed which are specific to Green Square Town Centre Sites 8A and 8B. All other relevant provisions of the Green Square Town Centre Development Control Plan 2012 will continue to apply. The provisions of this section prevail in the event of any inconsistency.

GSTC 3 – Local infrastructure

GSTC 3.3 Street network

GSTC 3.3.5 Through-site links

Provisions

...

- 6) Through-site links are only to pass through or under a building where:
 - (a) the building's height is greater than 3 storeys; and
 - (b) the maximum distance of the link under any structure is 18m (**with exception to sites 8A and 8B**).

...

- 10) Between sites 8A and 8B, ~~3m~~ **20m** wide ~~fully-clear~~ glazed sky bridges may connect the development sites at levels greater than 10m above ground level, **in accordance with Figure 3.27: Through-site links and arcades, Figure 3.28: Through-Site Link Sites 8A and 8B – Section and Figure 3.29: Through-Site Link Sites 8A and 8B – Plan**

...

(Replacement and new graphics further detailed over the page)

Figure 3.27 Through-site links and arcades
(Existing graphic below proposed to be deleted and replaced)



KEY


-  Through site links
- A - 6m open to sky
- B - 9m open to sky,
- C - indicative pedestrian desire line
- D - 6m open to sky - 3m wide fully clear glazed sky bridges may connect sites 8A to 8B at levels greater than 10m above ground level)
- E - 4m wide 6m high
- F - Required pedestrian crossing

Figure 3.27 Through-site links and arcades
 (New graphic below proposed to be inserted)



KEY

- Through site links
- A - 6m open to sky
- B - 9m open to sky,
- C - indicative pedestrian desire line
- D - 6m open to sky - 20m wide glazed sky bridges may connect sites 8A to 8B at levels greater than 10m above ground level)
- E - 4m wide 6m high
- F - Required pedestrian crossing

Figure 3.28 Through-Site Link Sites 8A and 8B – Section
 (New graphic below proposed to be inserted)

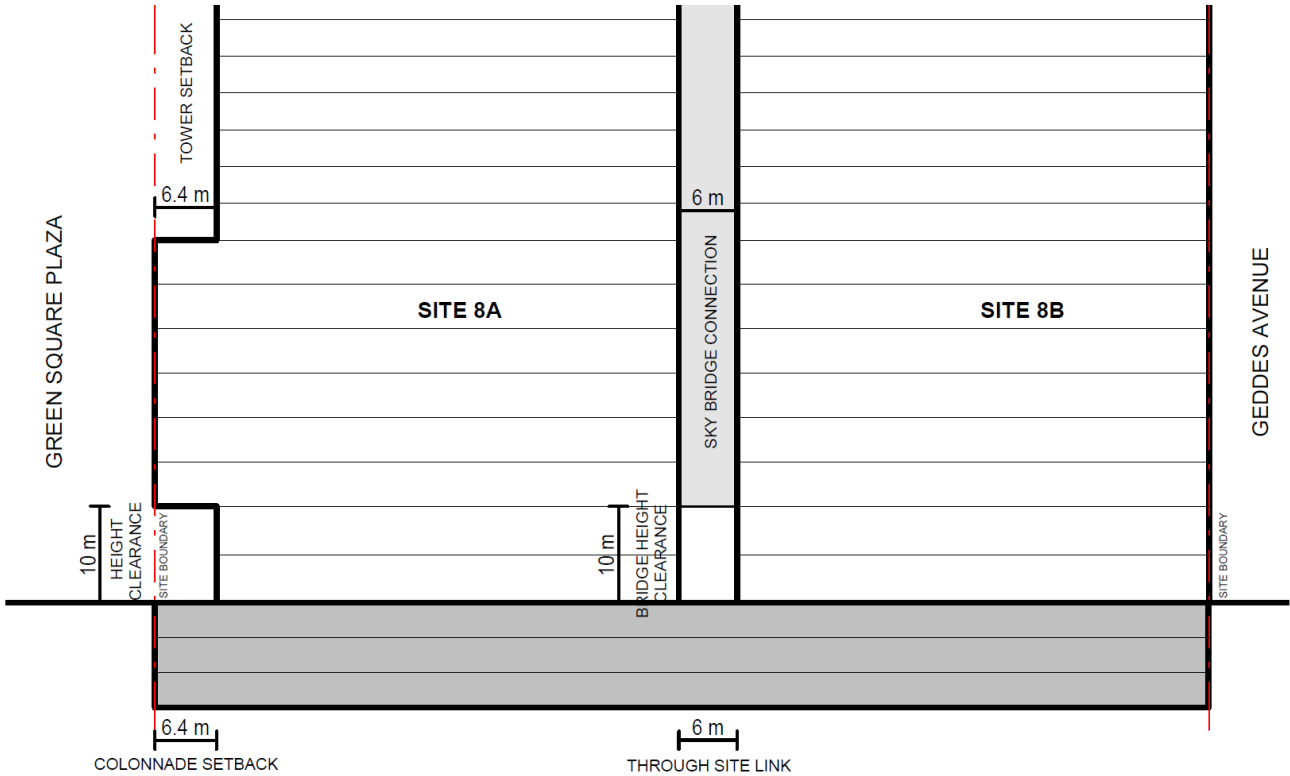
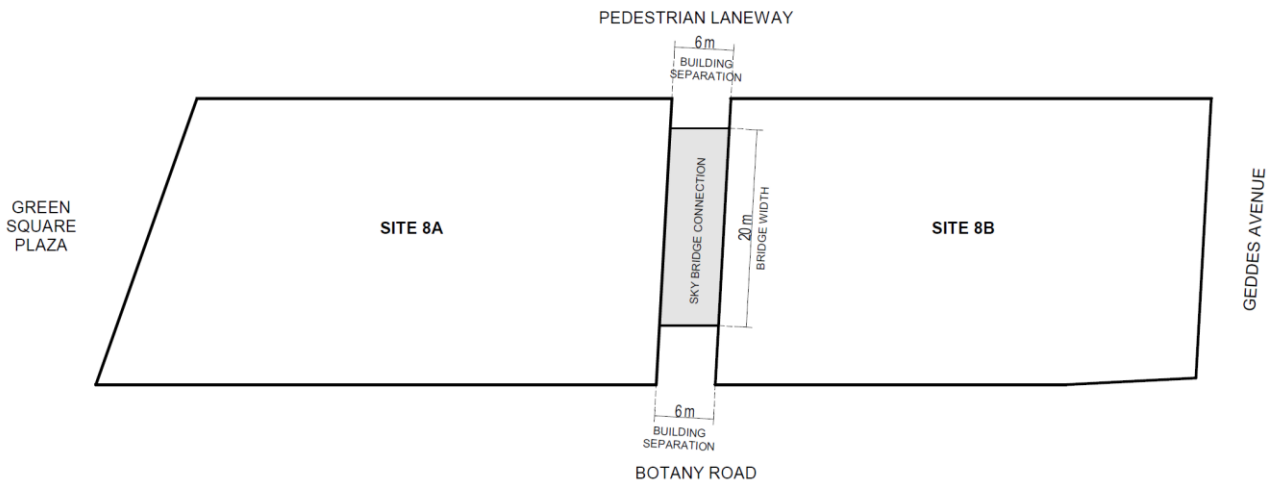


Figure 3.29: Through-Site Link Sites 8A and 8B – Plan
 (New graphic below proposed to be inserted)



(Subsequent Figure numbering and references in document to be amended as applicable)